

Notes:
Drawings are based on survey data and may not accurately represent what is physically present.
Do not scale from this drawing. All dimensions are to be verified on site before proceeding with the work.
All dimensions are in millimeters unless noted otherwise.
Purcell shall be notified in writing of any discrepancies.

Key Plan
not to scale



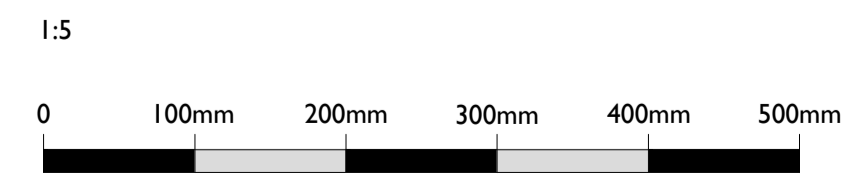
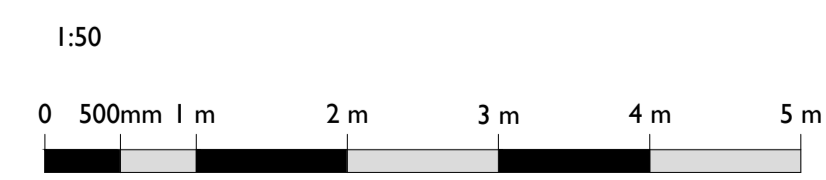
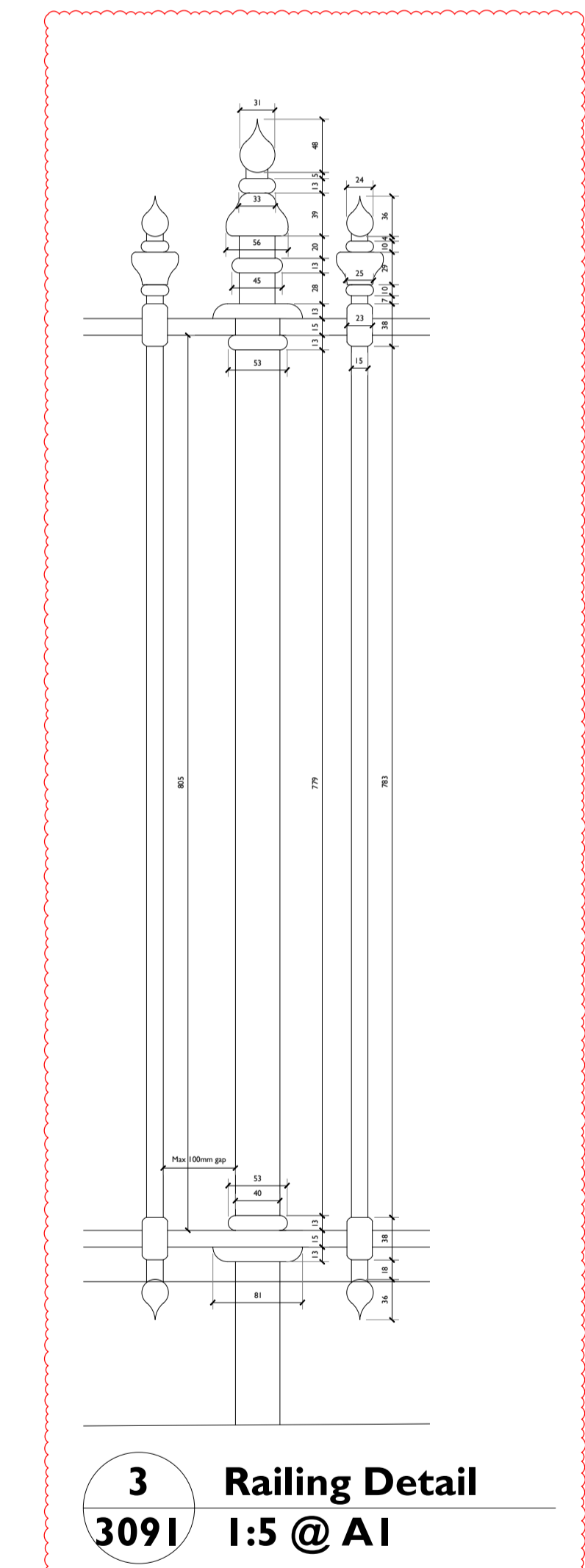
01 Front Elevation Showing Proposed Fence and gates (open)
3091 1:50 @ A1

Possible location recording cable access point
Possible location of Dry Riser



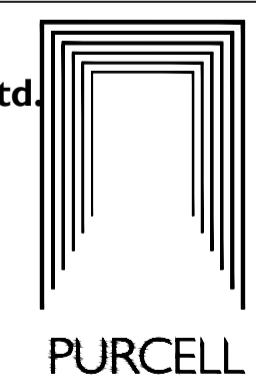
2 Front Elevation Showing Proposed Fence and gates (Closed)
3091 1:50 @ A1

Possible location recording cable access point
Possible location of Dry Riser
* Dimensions to be checked on site due to lack of survey information



REV	DATE	BY	CHK	DESCRIPTION
C02	14/11/2023	AH	-	

CLIENT
Carl Bechstein Pianos (London) Ltd.
PROJECT
18-22 Wigmore Street, London
JOB NUMBER
240441



TITLE
Entrance Gates & Railings

SIZE	SCALE	LAST REVISED	DRAWN	CHECKED
A1L		14/11/2023		AH
REV	SUITABILITY/REASON FOR ISSUE			
C02	A- Construction			
DRAWING NAME 240441-PUR-00-ZZ-DR-A-3091				