

Tree Parts Ltd

Planning Tree and Ecology Solutions
 01225 742742 07814076985

Sheet Plan

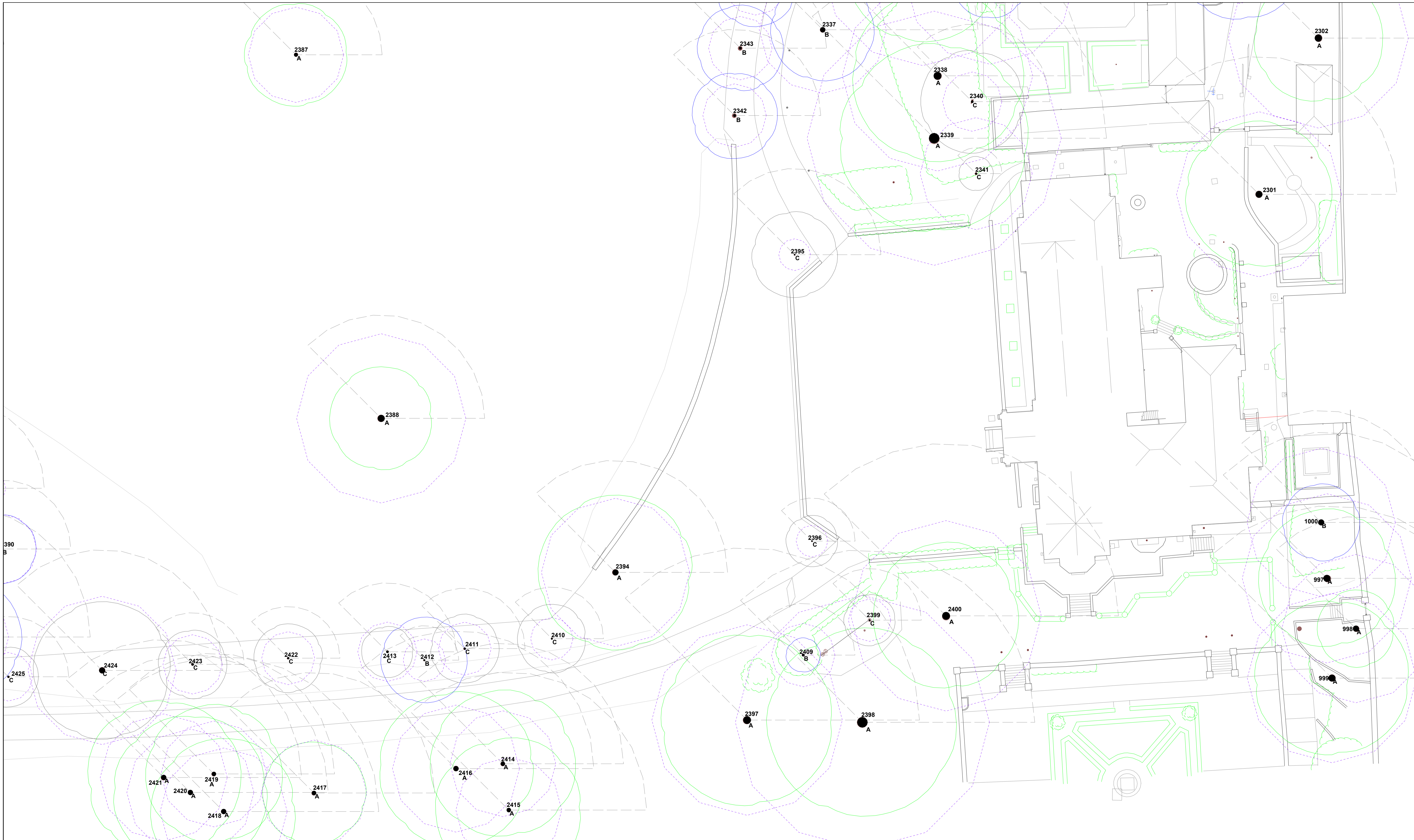
SCALE :
Not to Scale

DATE :
05/12/2022

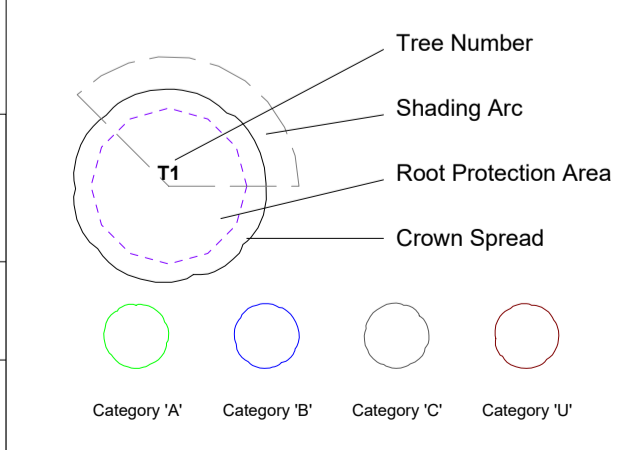
Title: Ampney Park Sheet Plan



Map data shown may contain Ordnance Survey © products supplied by
 Pear Technology Services Ltd; Email: info@peartechology.co.uk
 © Crown Copyright and database rights from date shown above
 Ordnance Survey © licence number 100023148



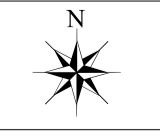
BS5837 Key




Tree Parts Ltd
 Planning Tree and Ecology Solutions
 01225 742 743 07814 076985
 contact@treeparts.com

Ampley Park
 Ampley Crucis

SCALE: 1:200 @ A3 DATE: 04/12/2022
 Drawing: Tree Constraints Plan (Page 1 of 7)
 Drawn by: BW Reviewed: DP



Plan shown contains Ordnance survey or Topographical data supplied by the client.
 Trees are located by data supplied, or by using GPS or fixed point measure as appropriate.
 This drawing was prepared in colour. A monochrome copy should not be relied upon.






Tree Parts Ltd
 Planning Tree and Ecology Solutions
 01225 742 743 07814 076985
 contact@treeparts.com

Ampney Park
 Ampney Crucis

SCALE: 1:200 @ A3 DATE: 04/12/2022
 Drawing: Tree Constraints Plan (Page 2 of 7)
 Drawn by: BW Reviewed: DP

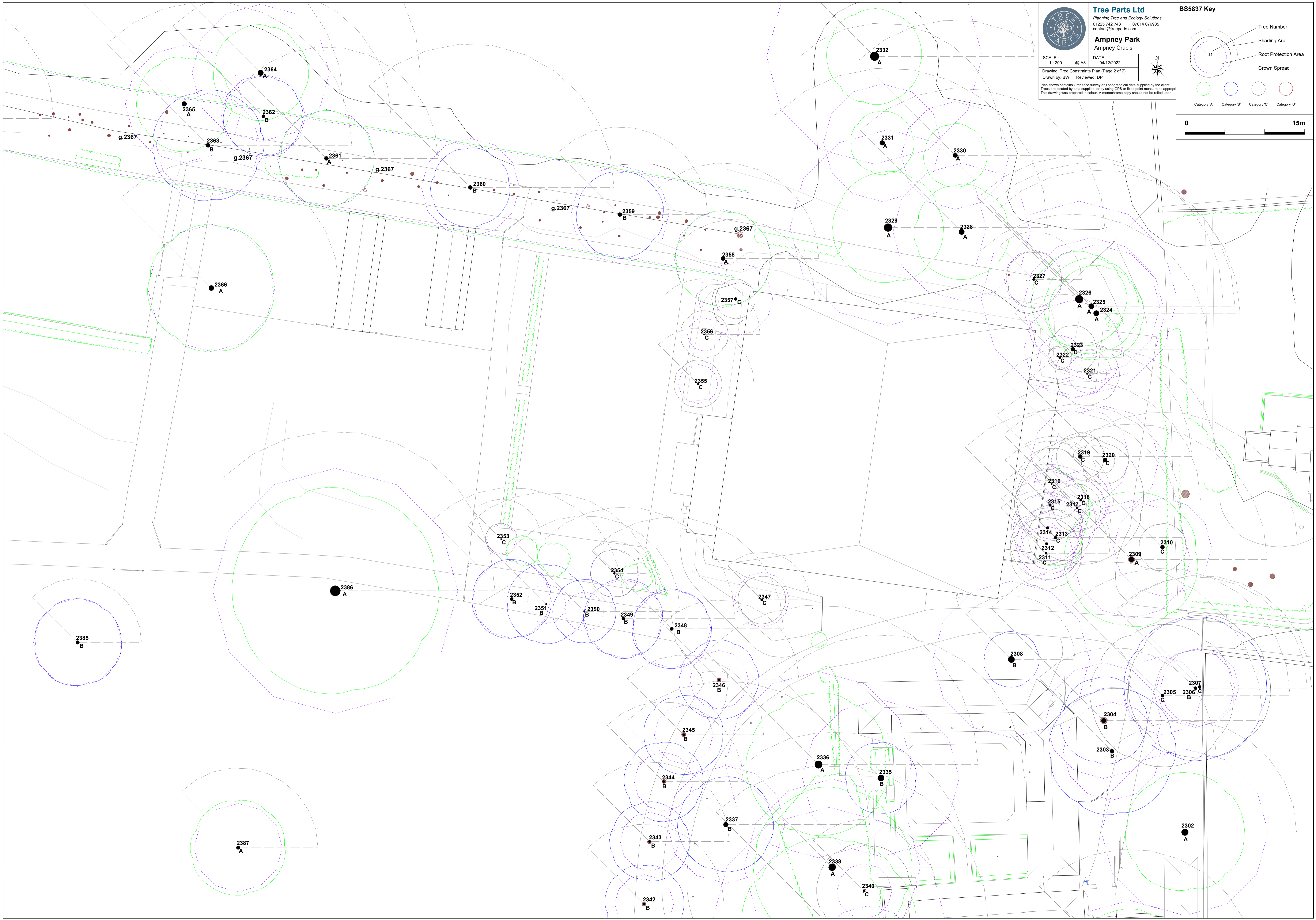


BS5837 Key

- Tree Number
- Shading Arc
- Root Protection Area
- Crown Spread

Category 'A' Category 'B' Category 'C' Category 'T'

0 15m





Tree Parts Ltd
 Planning Tree and Ecology Solutions
 01225 742 743 07814 076985
 contact@treeparts.com

Ampney Park
 Ampney Crucis

SCALE: 1:200 @ A3 DATE: 04/12/2022
 Drawing: Tree Constraints Plan (Page 3 of 7)
 Drawn by: BW Reviewed: DP

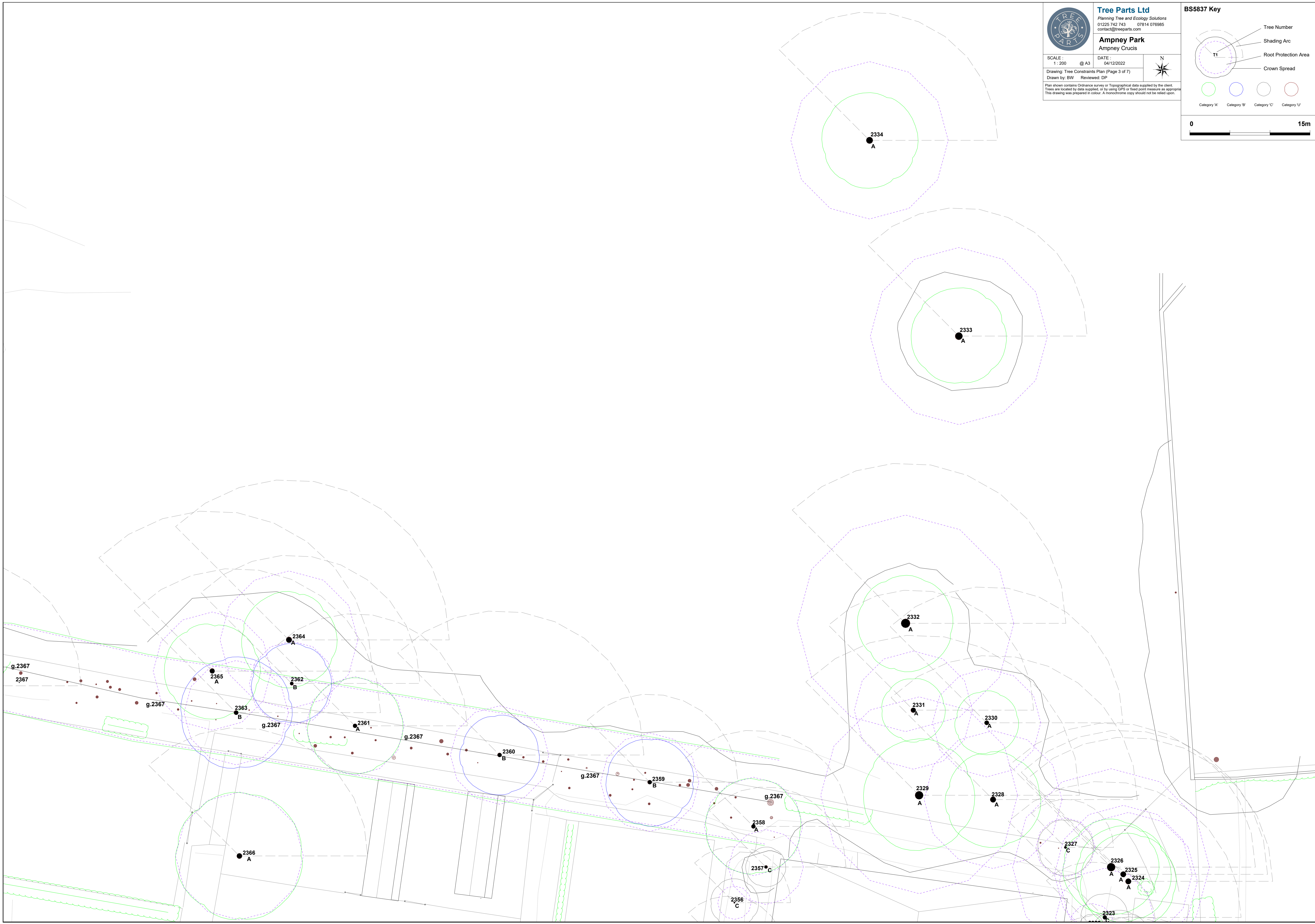
Plan shown contains Ordnance survey or Topographical data supplied by the client.
 Trees are located by data supplied, or by using GPS or fixed point measure as appropriate.
 This drawing was prepared in colour. A monochrome copy should not be relied upon.

BS5837 Key

Tree Number
 Shading Arc
 Root Protection Area
 Crown Spread

Category 'A' Category 'B' Category 'C' Category 'U'

0 15m





Tree Parts Ltd
 Planning Tree and Ecology Solutions
 01225 742 743 07814 076985
 contact@treeparts.com

Ampney Park
 Ampney Crucis

SCALE: 1:200 @ A3

DATE: 04/12/2022

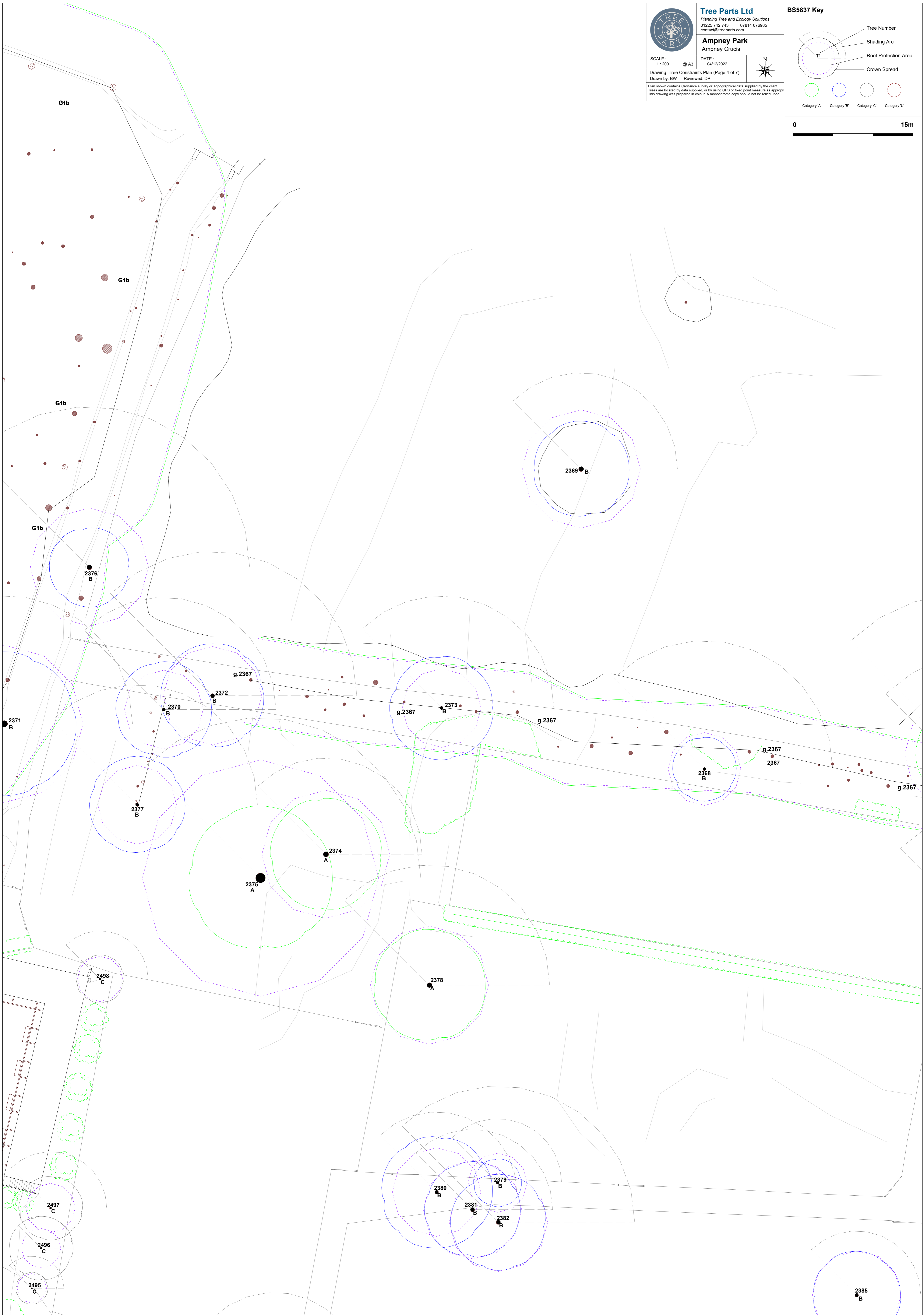
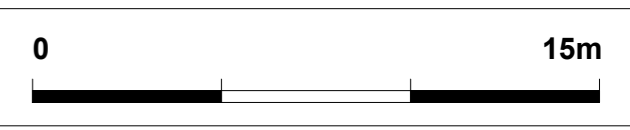
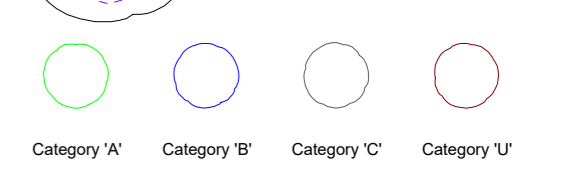
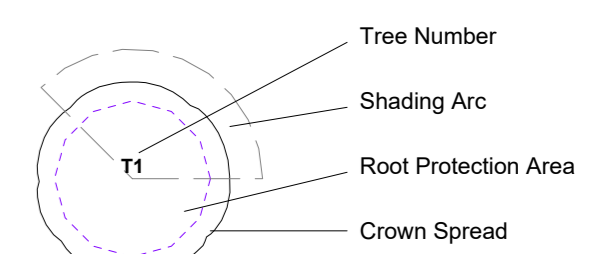


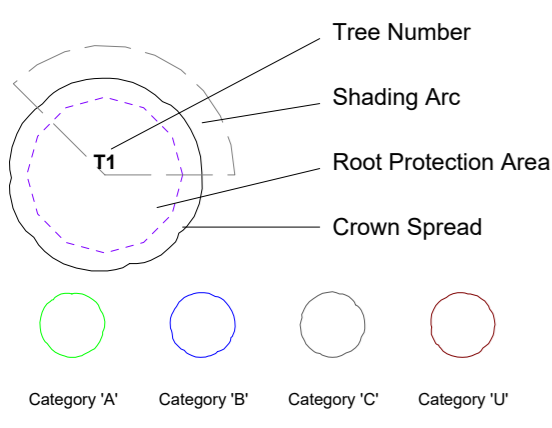
Drawing: Tree Constraints Plan (Page 4 of 7)

Drawn by: BW Reviewed: DP

Plan shown contains Ordnance survey or Topographical data supplied by the client. Trees are located by data supplied, or by using GPS or fixed point measure as appropriate. This drawing was prepared in colour. A monochrome copy should not be relied upon.

BS5837 Key





Tree Parts Ltd
 Planning Tree and Ecology Solutions
 01225 742 743 07814 076885
 contact@treeparts.com

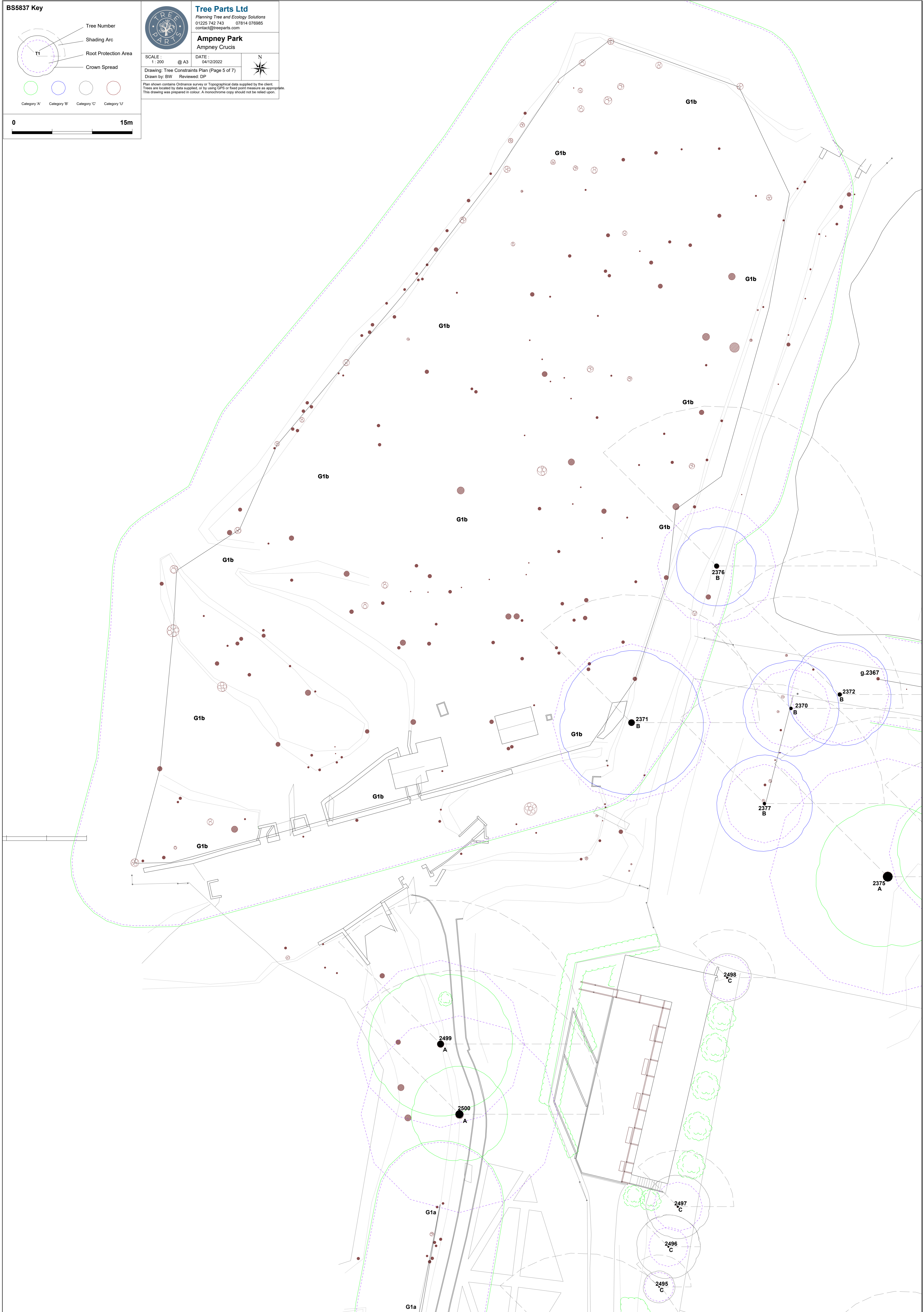
Ampney Park
 Ampney Crucis

SCALE: 1:200 @ A3 DATE: 04/12/2022
 Drawing: Tree Constraints Plan (Page 5 of 7)
 Drawn by: BW Reviewed: DP

Plan shown contains Ordnance survey or Topographical data supplied by the client.
 Trees are located by data supplied, or by using GPS or fixed point measure as appropriate.
 This drawing was prepared in colour. A monochrome copy should not be relied upon.



0 15m





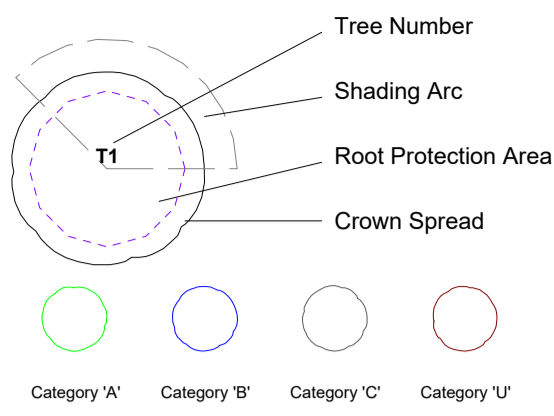
SCALE: 1:200 @ A3

DATE: 04/12/2022

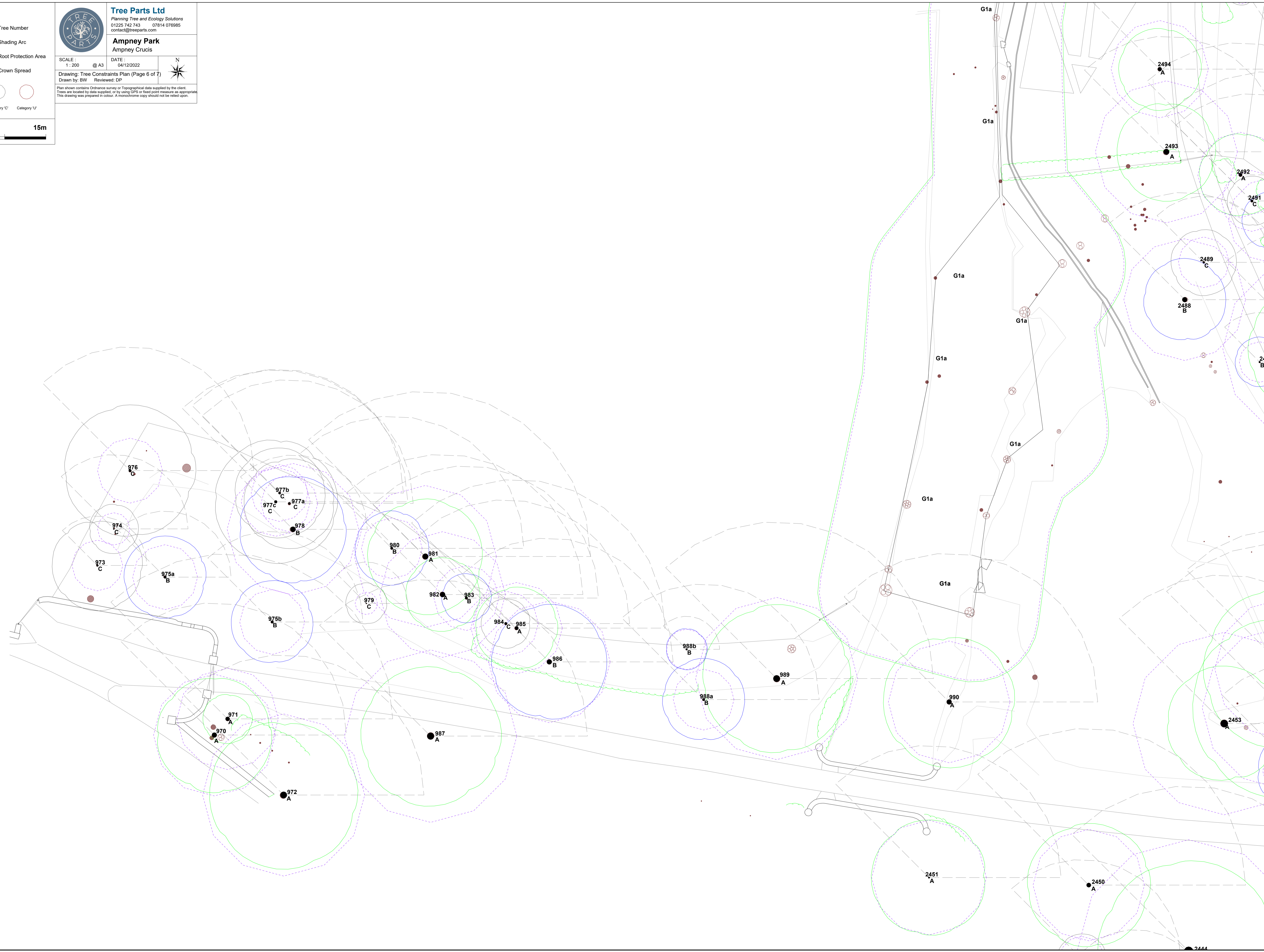
Drawing: Tree Constraints Plan (Page 6 of 7)
Drawn by: BW Reviewed: DP

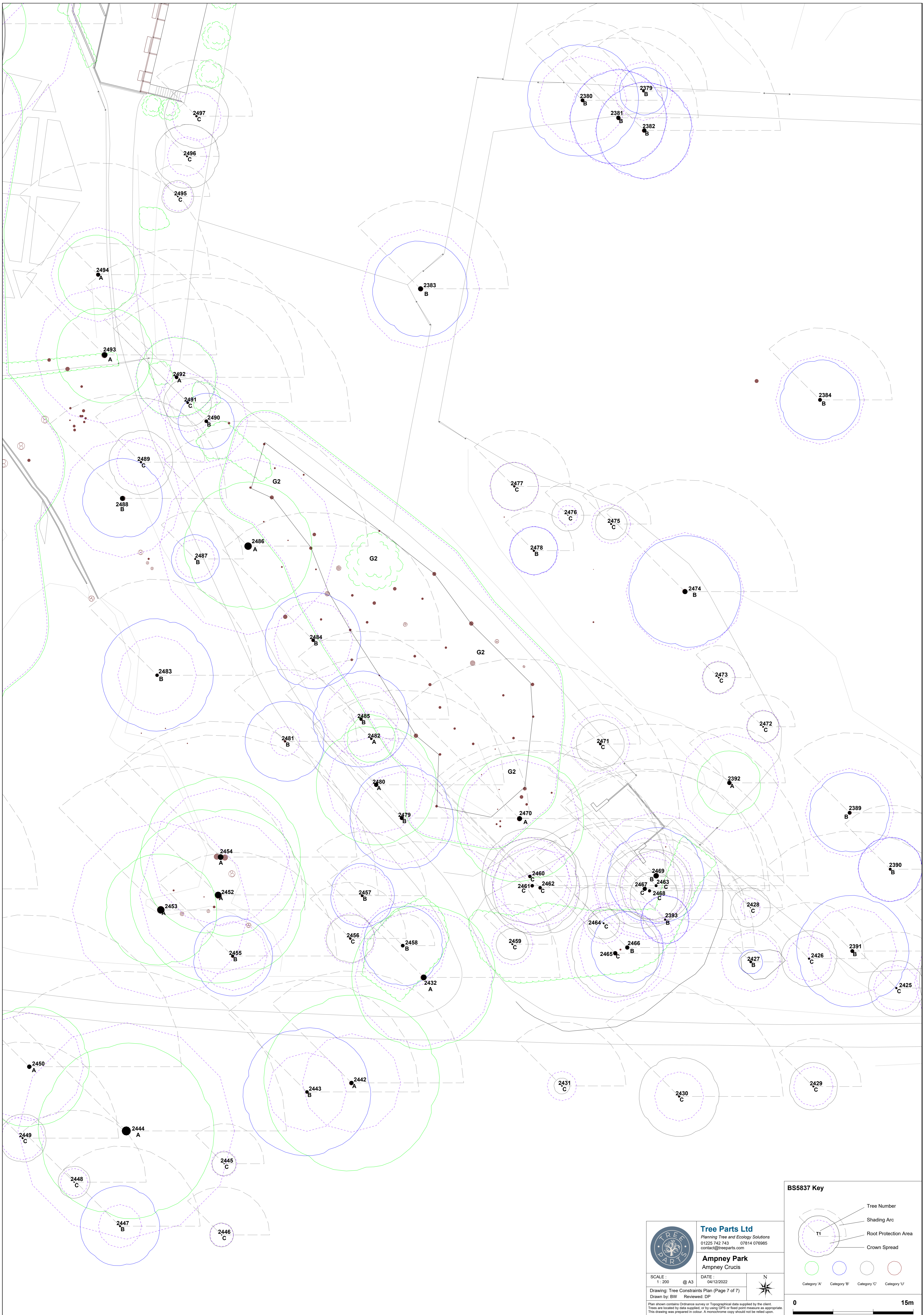


Plan shown contains Ordnance survey or Topographical data supplied by the client.
Trees are located by data supplied, or by using GPS or fixed point measure as appropriate.
This drawing was prepared in colour. A monochrome copy should not be relied upon.



0 15m





Tree Parts Ltd
 Planning Tree and Ecology Solutions
 01225 742 743 07814 076985
 contact@treeparts.com

Ampney Park
 Ampney Crucis

SCALE: 1:200 @ A3 DATE: 04/12/2022
 Drawing: Tree Constraints Plan (Page 7 of 7) Drawn by: BW Reviewed: DP

Plan shown contains Ordnance survey or Topographical data supplied by the client. Trees are located by data supplied, or by using GPS or fixed point measure as appropriate. This drawing was prepared in colour. A monochrome copy should not be relied upon.

BS5837 Key

- Tree Number
- Shading Arc
- Root Protection Area
- Crown Spread

Category 'A' Category 'B' Category 'C' Category 'U'

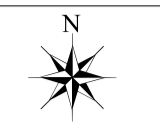
0 15m



Tree Parts Ltd
 Planning Tree and Ecology Solutions
 01225 742 743 07814 076985
 contact@treeparts.com

Ampney Park
 Ampney Crucis

SCALE: 1:200 @ A3 DATE: 05/12/2022
 Drawing: Tree Constraints Plan (Page 8 of 8)
 Drawn by: BW Reviewed: DP



Plan shown contains Ordnance survey or Topographical data supplied by the client. Trees are located by data supplied, or by using GPS or fixed point measure as appropriate. This drawing was prepared in colour. A monochrome copy should not be relied upon.

