

VISUAL SCALE 1:50 @ A1

PROPOSED HOUSE MATERIALS:

Windows & Doors:

Doors - Olive - Wood & uPVC

Windows - Olive - Wood & uPVC

Walls External:

Main House - Stonework

Splash Course - Stonework

Walls Internal:

12.5mm Plasterboard on 75mm Studwork

100mm Blockwork with Skim Over

Roofing:

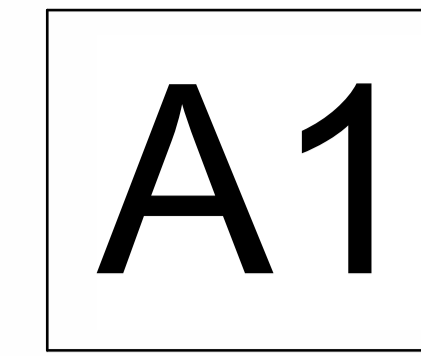
Pitched Roofs - Slate

Flat Roofs - EDPM Grey

Fascia & Guttering:

Guttering - Olive

Fascia - Olive



Health and Safety Notice
Client and contractor to be aware:

1. The design has elements of working at height
2. The design has drainage elements
3. The design includes demolition tasks
4. The design has trenching works at various depths
5. The design has manual handling tasks
6. The design requires vehicle movements and crane lifts

1 Single Power Socket	FIRE Fire Alarm Panel	■ Distribution Board
2 Double Power Socket	SS Shaver Socket	⊙ Smoke Detector
C Cooker Point	SP Speaker Point	⊕ Heat Detector
↳ Unswitched Fused Spur	TV TV Aerial Point	⊖ Carbon Monoxide Detector
↳ External Power Socket	FB Floor Box	⊗ Extract fan
↳ Telephone Point	FS-2 Floor Socket	⊙ Underfloor heating control
↳ Cat 6 Data Point	⊖ Passive Extract	
↳ Extract Vent	⊖ Mechanical Extract	

Wall Structure Key:

	— Cavity Wall: Render
	— Cavity Wall: Face Brick
	— Block Work: 100mm
	— Studwork Wall: 75mm
	— Metal Frame: 70mm
	— Solid Brick Wall: 215mm
	— Solid Block Wall: 215mm
	— Structural Opening
	— Walls Removed

Please note:
All drawings are for the purposes of planning only unless marked for construction.

All builders to site measure to confirm measurements.

Report all discrepancies to the person named below, do not proceed without instruction.

BRO take no responsibility should any drawing/s unless specified are used for building purposes and measurements aren't checked on site.

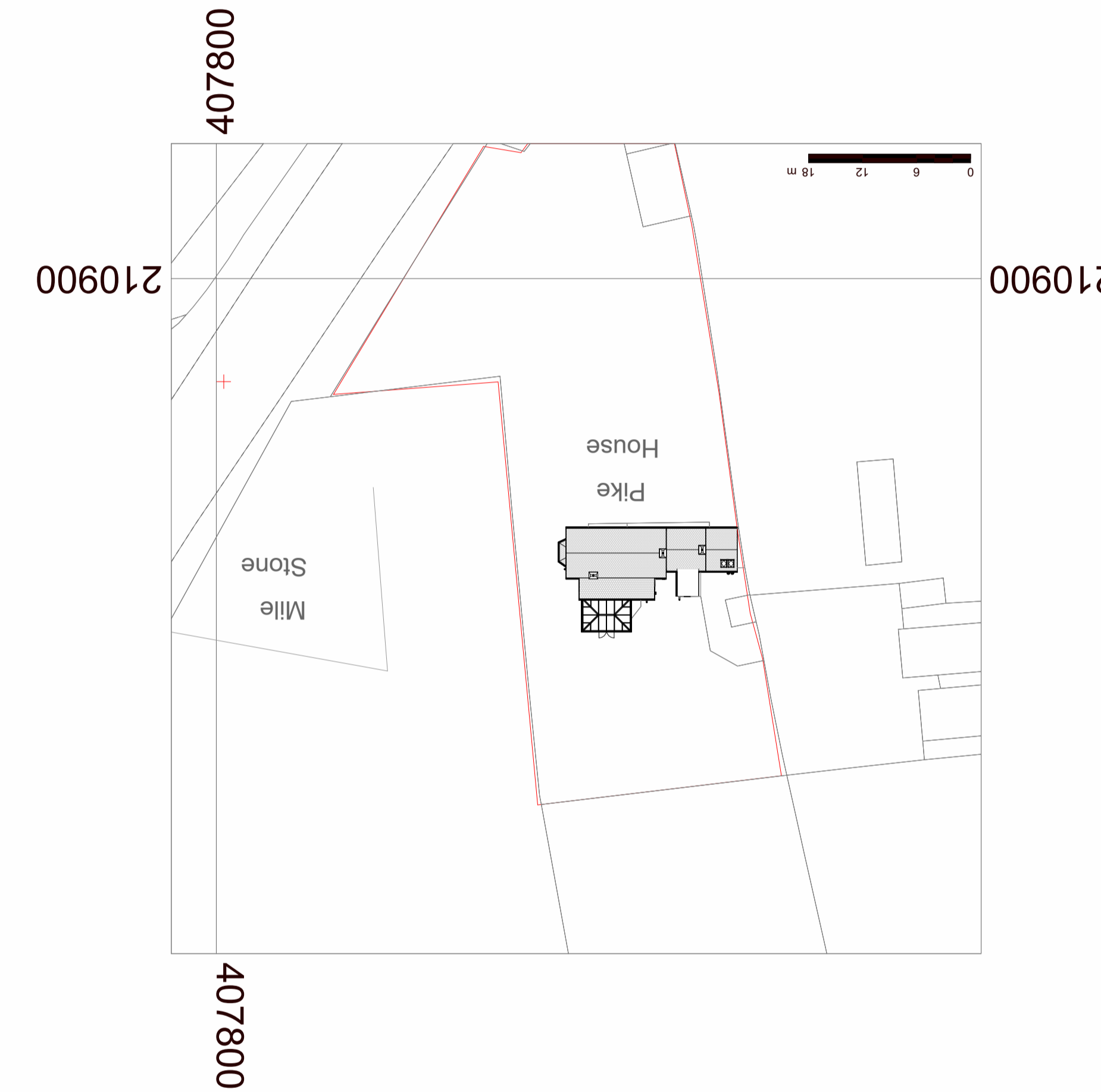
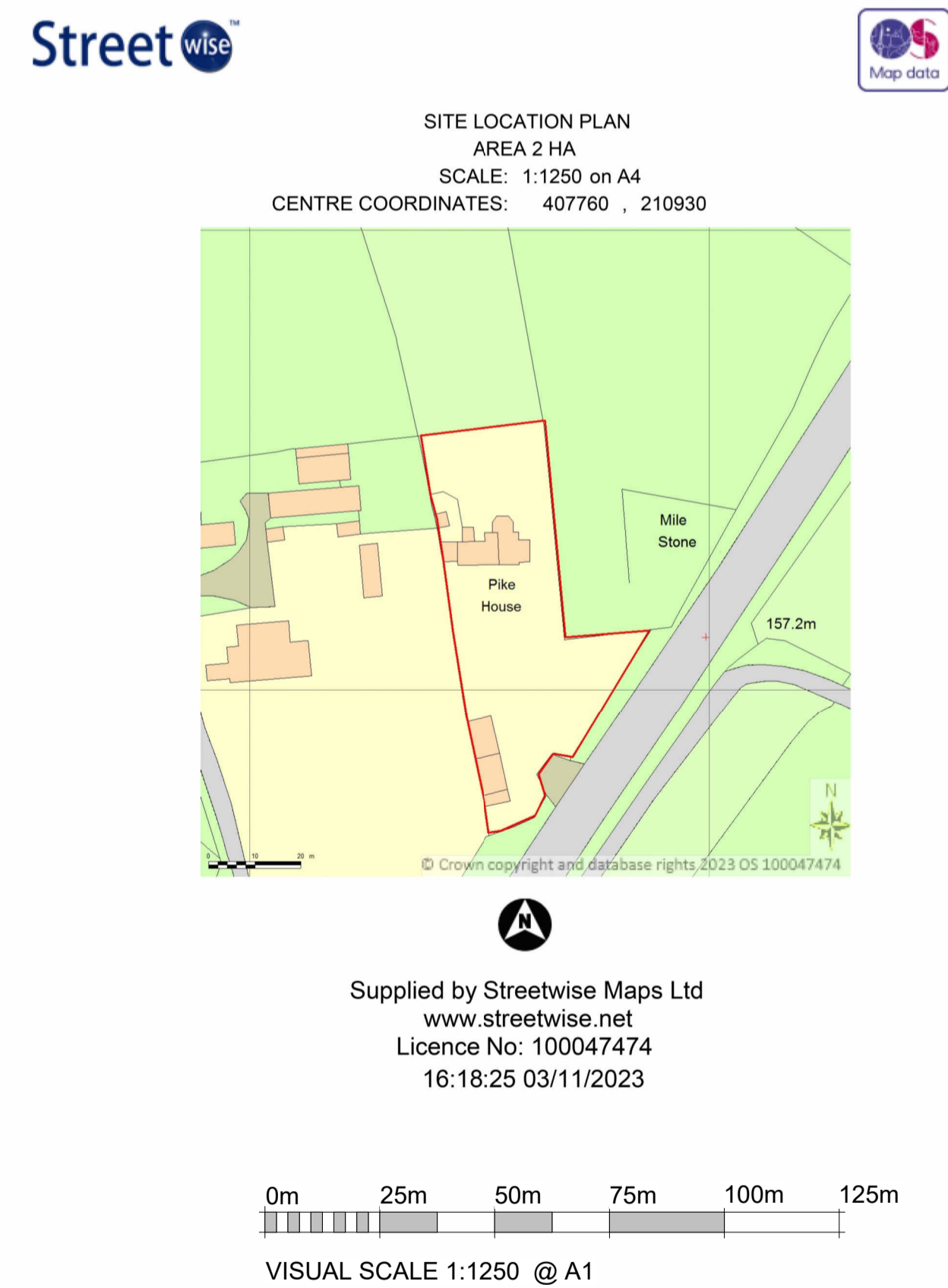
All drawings remain the property of BRO Architecture

Drainage Key

S	Storm Drainage
MH	Manhole
FD	Foul Drainage
SVP	Soil Vent Pipe
GP	Gulley Pot
RWP	Rainwater Pipe
AD	ACO Drain

Ducting Colour & Use

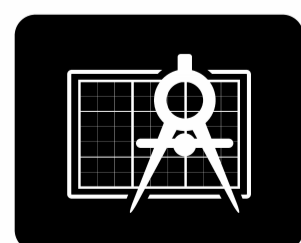
Red	Electric cable
Yellow	Gas Pipe
Blue	Water pipes
Green	Data/Comms
Grey	BT
Purple	Security - Cameras
Orange	Garden Lighting non Security



2 Block Plan
1 : 500

DRAWING NUMBER

P1-3



BRO ARCHITECTURE
DESIGNING YOUR DREAMS

Mobile: 07508 856621
Website: www.broarchitecture.co.uk
E-mail: info@broarchitecture.co.uk

CLIENT

Mr McEwen

SITE ADDRESS

Pike House Fossebridge
GL54 3JR

PROJECT NAME

Proposed Rear Orangery

DRAWING NAME

Proposed Block Plan

DATE
4th Nov 23

REV

DRAWN BY
SH

SCALE (@ A1)
1 : 500

CHECKED BY
Client

PROJECT NUMBER
SH/BRO/031123-MM