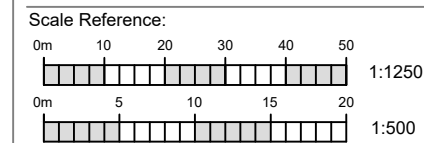


No allowance has been made for ground conditions
 Contractors to check all dimensions prior to commencement of works.
 Note.. Final floor and roof levels may vary due to Building Regulations or Engineering Requirements.
 Location of Electricity, Water, Gas and Telecoms to be determined by contractor on site..
 Drainage is unchecked, prior to commencement all drainage should be identified on site..
 No allowance has been made for structural requirements, Engineers to design structure at Building Regulations Stage.

Scale as indicated @ **A3**

ORIGINAL DRAWING SIZE : A3



All details shown on this drawing are based upon typical site conditions related to the area. No responsibility can be accepted for abnormal conditions unless reported to Pollard Architectural Ltd, so that design amendments may be considered.

Plans and Notes contained herein are for Planning and Building Regulations Approvals only. Plans and Notes are offered only as a guide to the Contractor, variations and alterations must be approved with Building Control. All figured dimensions are in millimetres unless otherwise stated.

The Builder/Developer will be ultimately responsible for ensuring that all construction is in accordance with the Approved Planning Permission and Building Regulations including any Conditions, relevant Trade and Professional Standards, Statutory requirements and product manufacturers' specifications, British Standards and Codes of Practice.

Position of all existing boundaries, walls, utilities, drains etc. (particularly in relation to the building) to be checked on site before start of any construction or ordering of any materials.

N.B. The " owner " of the building to which this application relates carries the legal responsibility for any Building Regulation Faults

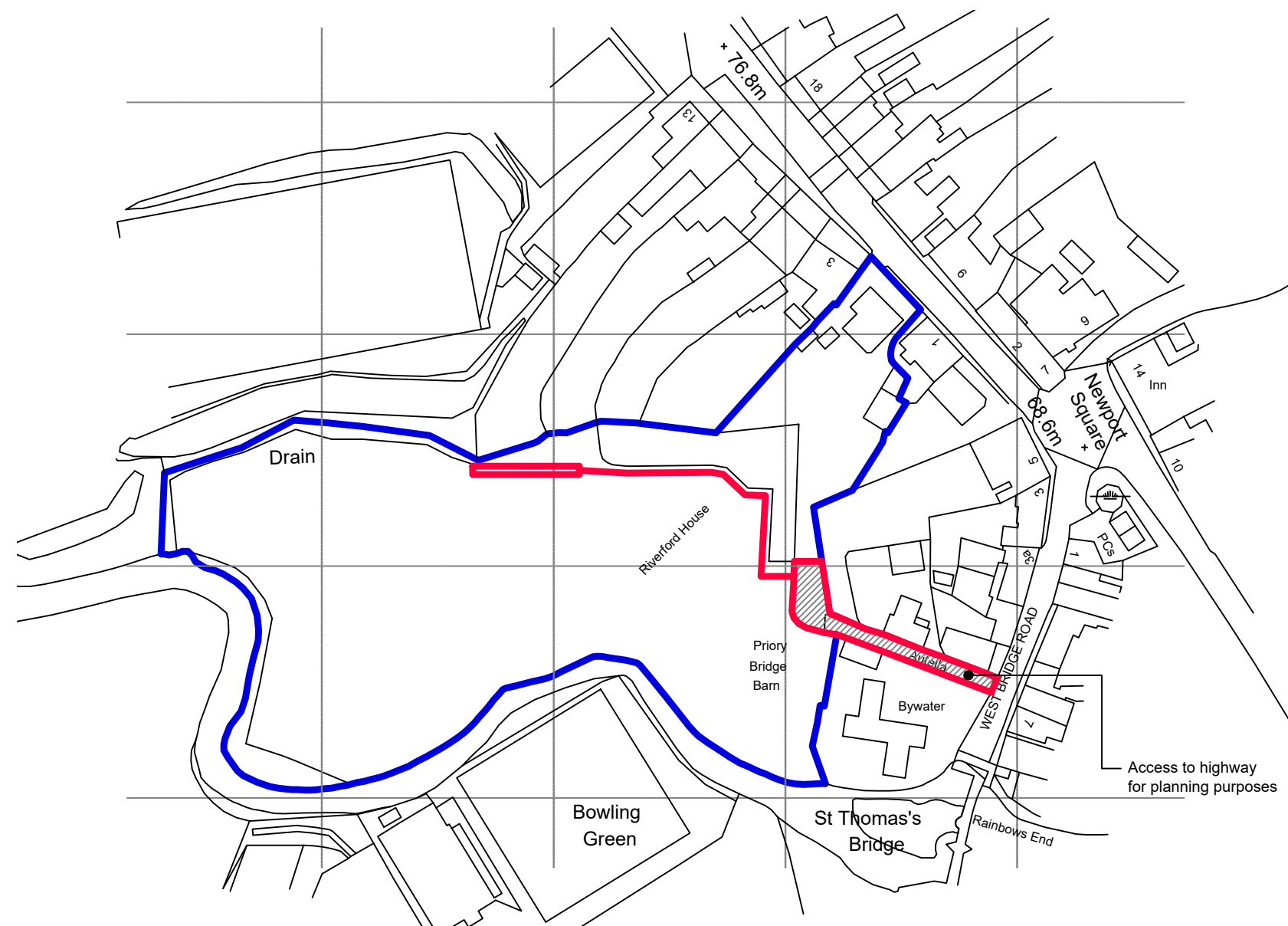


NOTES / REVISIONS

REV	DATE	NOTES
A	13-11-2023	Amended further to LA comment


Do not scale for construction purposes.
 This drawing is copyright © 2023 and may not be altered, traced, copied, photographed or used for any purpose other than that for which it is issued without the written permission of Pollard Architectural Ltd.
 The Contractor is to check all dimensions, levels and angles on site prior to commencement of works.
 Any discrepancy or query to be reported and clarified before associated work proceeds.

NB. No works shall commence without Planning and/or Building Regulations Approvals firmly in place.



LOCATION PLAN SCALE 1 : 1250

© Copyright. All rights reserved.
 O.S. map extract (for planning purposes only)



PLANNING APPLICATION DRAWING

First Floor
 5 Barras Street
 Liskeard
 Cornwall
 PL14 6AD

PA
 pollard
 architectural

email: info@pollardarchitectural.co.uk
 website: www.pollardarchitectural.co.uk
 tel: 01579 347361

client
 Mr and Mrs D Harrison

job description
 Application for installation of 8.61kW ground mounted solar PV system

job location
 Riverford House, St. Stephens Hill
 Launceston, Cornwall, PL15 8HN

date
 04-10-2023

drawn
 J. Pollard ACABE ACIOB

scale
 As Stated @ A3

drawing no.
 2335-01A

PLANNING APPLICATION