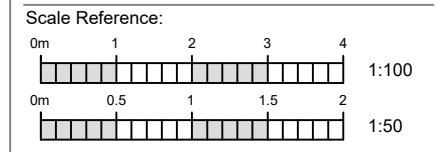


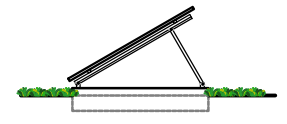
No allowance has been made for ground conditions
 Contractors to check all dimensions prior to commencement of works.
 Note.. Levels indicated AFFL are assumed finished floor levels, Final floor and roof levels may vary due to Building Regulations Requirements.
 Location of Electricity, Water, Gas and Telecoms to be determined by contractor on site..
 Drainage is unchecked, prior to commencement all drainage should be identified on site.
 No allowance has been made for structural requirements, Engineers to design structure at Building Regulations Stage.

Scale as indicated @ **A3**

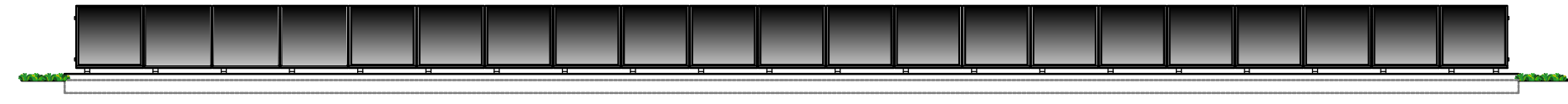
ORIGINAL DRAWING SIZE : A3



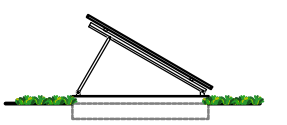
ELEVATIONS SCALE 1 : 100



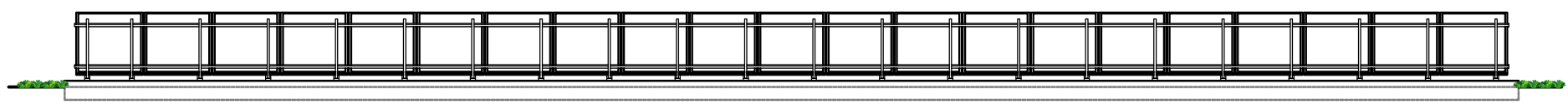
PROPOSED EAST ELEVATION



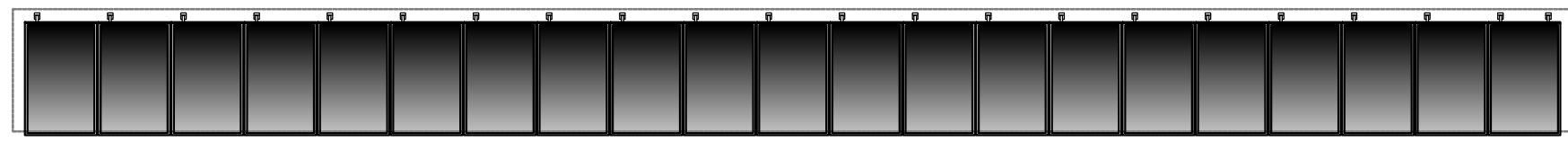
PROPOSED SOUTH ELEVATION



PROPOSED WEST ELEVATION



PROPOSED NORTH ELEVATION



PROPOSED PLAN SCALE 1 : 100

All details shown on this drawing are based upon typical site conditions related to the area. No responsibility can be accepted for abnormal conditions unless reported to Pollard Architectural Ltd, so that design amendments may be considered.

Plans and Notes contained herein are for Planning and Building Regulations Approvals only. Plans and Notes are offered only as a guide to the Contractor, variations and alterations must be approved with Building Control. All figured dimensions are in millimetres unless otherwise stated.

The Builder/Developer will be ultimately responsible for ensuring that all construction is in accordance with the Approved Planning Permission and Building Regulations including any Conditions, relevant Trade and Professional Standards, Statutory requirements and product manufacturers' specifications, British Standards and Codes of Practice.

Position of all existing boundaries, walls, utilities, drains etc. (particularly in relation to the building) to be checked on site before start of any construction or ordering of any materials.

N.B. The "owner" of the building to which this application relates carries the legal responsibility for any Building Regulation Faults



NOTES / REVISIONS

REV	DATE	NOTES

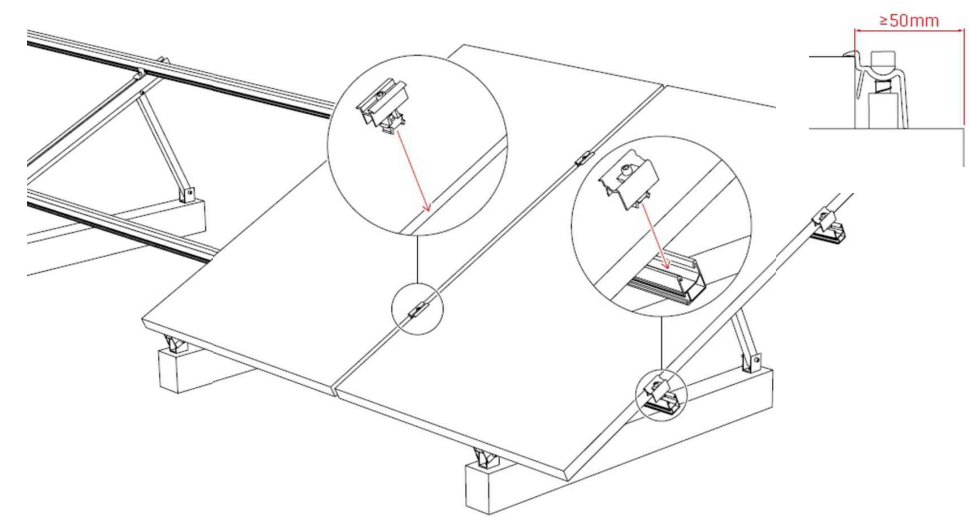
Do not scale for construction purposes.
 This drawing is copyright © 2023 and may not be altered, traced, copied, photographed or used for any purpose other than that for which it is issued without the written permission of Pollard Architectural Ltd.
 The Contractor is to check all dimensions, levels and angles on site prior to commencement of works.
 Any discrepancy or query to be reported and clarified before associated work proceeds.

NB. No works shall commence without Planning and/or Building Regulations Approvals firmly in place.

PLANNING APPLICATION DRAWING



PROPOSED ARRAY IMAGE (Illustrative Only) N.T.S.



PROPOSED ARRAY FIXING DETAILS (Illustrative Only) N.T.S.

First Floor
 5 Barras Street
 Liskeard
 Cornwall
 PL14 6AD

email: info@pollardarchitectural.co.uk
 website: www.pollardarchitectural.co.uk
 tel: 01579 347361

client
Mr and Mrs D Harrison

job description
Application for installation of 8.61kW ground mounted solar PV system

job location
**Riverford House, St. Stephens Hill
 Launceston, Cornwall, PL15 8HN**

date 04-10-2023	drawn J. Pollard ACABE ACIOB
scale As Stated @ A3	drawing no. 2335-04

PLANNING APPLICATION