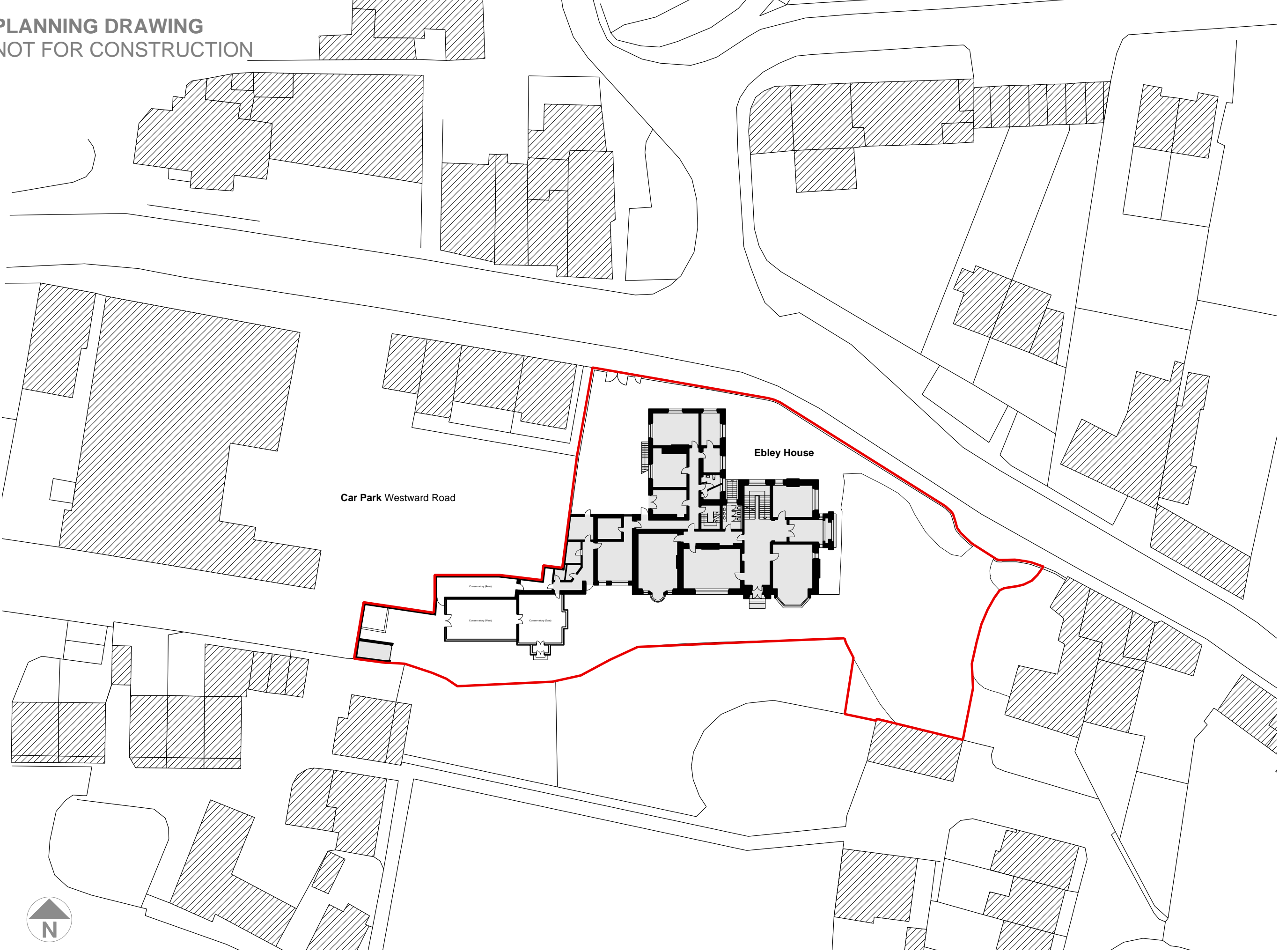
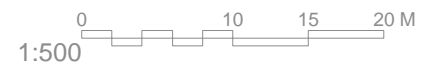


PLANNING DRAWING
NOT FOR CONSTRUCTION




P/002 EXISTING BLOCK PLAN
1:500



- General Notes**
1. Responsibility is not accepted for errors made by others in scaling from this drawing. All construction information should be taken from figured dimensions only.
 2. All dimensions to be checked onsite.
 3. Unless otherwise stated dimensions are in millimetres.
 4. Drawings to be read in conjunction with all other project drawings.
 5. Copyright Millar + Howard Workshop Ltd.

Rev.	Date	Notes
A	16/11/23	Revised red line boundary



Chartered Architects
MILLAR+HOWARD
WORKSHOP

St Mary's Mill
St Mary's
Chalford
STROUD
Gloucestershire
GL6 8NX

Project Title
Ebley House Conservatory

Project Address
**Ebley House
235 Westward Road
Stroud, GL5 4SX**

Job No. **2301**

Drawing Title
Existing Block Plan

Drawn By RL	Checked By GL	Date June 2023
-----------------------	-------------------------	--------------------------

Scale **1:500@ A3**

Drawing No. P/002	Revision A
-----------------------------	----------------------

Drawing Status **Planning**