




**LEAPTON**  
SOLAR

Monocrystalline

# LP182\*182-M-60-MH

Rated Power 440-465W



**MBB Cell**  
New circuit design, lower internal current, lower internal resistance loss.



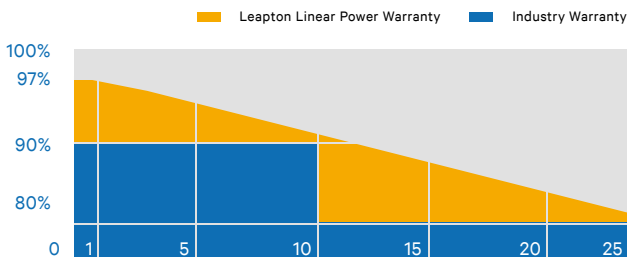
**Low Light Features**  
Higher performance under low light environment.



**Higher Output Power**  
Module adopts 120 pcs of 182\*182mm half cells, the maximum power can reach 465W.



**Load Capacity**  
Mechanical load tests including wind load 2400 Pa and snow load 5400 Pa done by TUV Nord.



\*J-PEC Product



IEC 61215-2: 2016  
IEC 61730-2: 2016

Headquarter : Leapton Energy Co., Ltd.

📍 Tosei Bldg. 6F, 1-2-1 Aioi-cho, Chuo-ku Kobe-shi, Hyogo, 650-0025, Japan

☎ +81-78-382-3182

🌐 [www.leaptonenergy.jp](http://www.leaptonenergy.jp)

Manufacturer : Leapton Solar (Changshu) Co., Ltd.

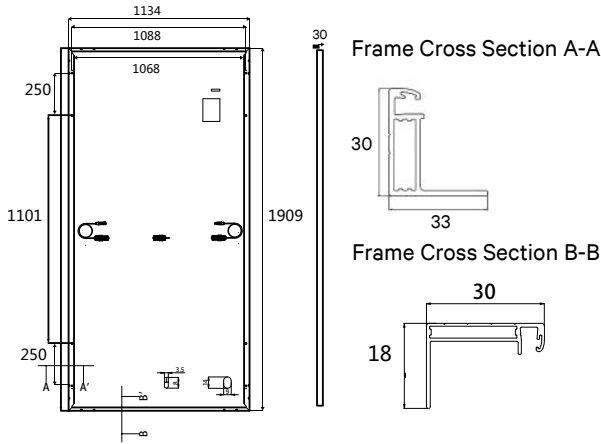
📍 No.9, Sunshine Avenue, Changshu City, Jiangsu, China

☎ +86-512-88800068

✉ [info@leaptonenergy.com](mailto:info@leaptonenergy.com)

🌐 [www.leaptonpv.com](http://www.leaptonpv.com)

### MECHANICAL DIAGRAMS



### SPECIFICATIONS

Weight	23.5kg
Dimensions	1909mm*1134mm*30mm
Cell Dimensions	182*182mm
Maximum System Voltage	1500V
Junction Box	IP68
Frame	Aluminum Alloy
Cable	4mm <sup>2</sup> , Landscape: N 1200mm/P 1200mm Portrait: N 200mm/P 300mm
Connector	PV-GZX 1500
Application Level	Class A
Country of Manufacturer	China
Fire Safety Class	Class C according to ANSI/UL 1703-2018

### ELECTRICAL PARAMETERS AT STC

Module Name	LP182*182-M -60-MH-440W	LP182*182-M -60-MH-445W	LP182*182-M -60-MH-450W	LP182*182-M -60-MH-455W	LP182*182-M -60-MH-460W	LP182*182-M -60-MH-465W
Power	440W±3%	445W±3%	450W±3%	455W±3%	460W±3%	465W±3%
Open Circuit Voltage	41.00V±5%	41.20V±5%	41.40V±5%	41.60V±5%	41.80V±5%	42.00V±5%
Short Circuit Current	13.58A±5%	13.63A±5%	13.68A±5%	13.73A±5%	13.78A±5%	13.83A±5%
Maximum Power Voltage	34.20V	34.40V	34.60V	34.80V	35.00V	35.40V
Maximum Power Current	12.84A	12.90A	12.96A	13.02A	13.08A	13.14A
Module Efficiency	20.33%	20.56%	20.79%	21.02%	21.25%	21.48%

\* Under Standard Test Conditions (STC) of irradiance of 1000 W/m<sup>2</sup>, spectrum AM 1.5 and cell temperature of 25°C.

### ELECTRICAL PARAMETERS AT NMOT

Power	324W	328W	331W	335W	339W	343W
Open Circuit Voltage	38.28V	38.48V	36.68V	38.88V	39.08V	39.28V
Short Circuit Current	10.68A	10.73A	10.78A	10.83A	10.88A	10.93A
Maximum Power Voltage	31.94V	32.14V	32.34V	32.54V	32.74V	32.94V
Maximum Power Current	10.14A	10.21A	10.24A	10.30A	10.35A	10.40A
Module Efficiency	14.97%	15.15%	15.29%	15.47%	15.66%	15.84%

\* Under Nominal Module Operating Temperature (NMOT), irradiance of 800 W/m<sup>2</sup>, spectrum AM 1.5, ambient temperature 20°C, wind speed 1 m/s.

### TEMPERATURE CHARACTERISTICS

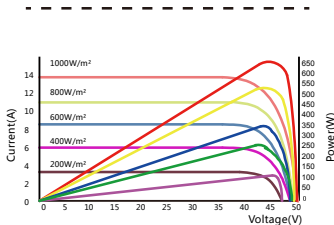
NMOT	41±3°C	Temp Coefficient of ISC	+0.05%/°C
Temp Coefficient of VOC	-0.28%/°C	Temp Coefficient of Pmax	-0.36%/°C

### PACKING CONFIGURATION

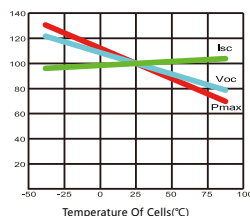
Modules/Pallet	36 Pieces	Modules/40'Container	864 Pieces
Packing Description	24 Pallets, Total=(36+36)x12=864 Pieces		

### CHARACTERISTICS

LP182\*182-M-60-MH-440W



LP182\*182-M-60-MH-440W



### MAXIMUM RATING

Output Tolerance	±3%
Operating Temperature	-40°C~+85°C
Wind Load/Snow Load	2400pa/5400pa
Fuse Current	25A

