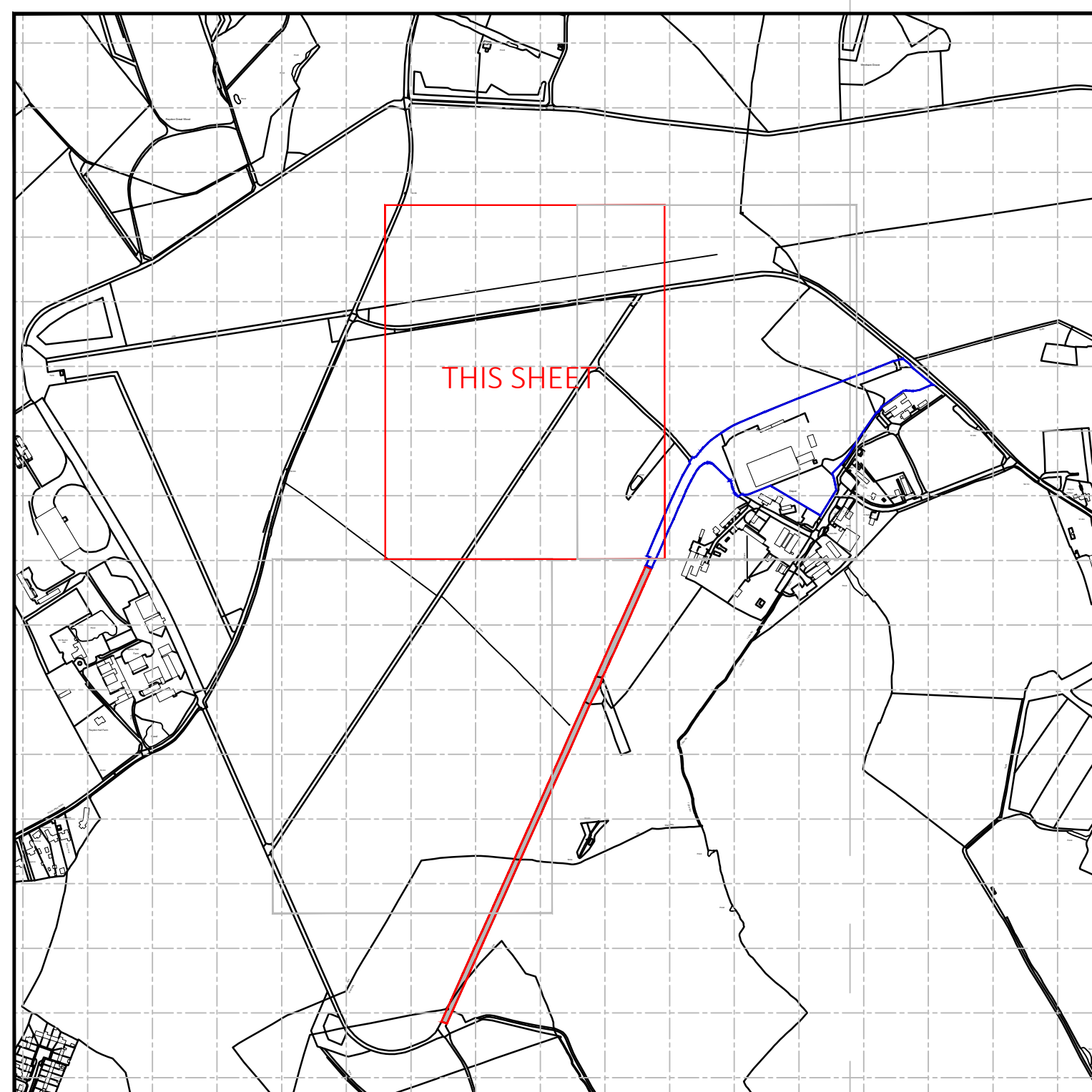
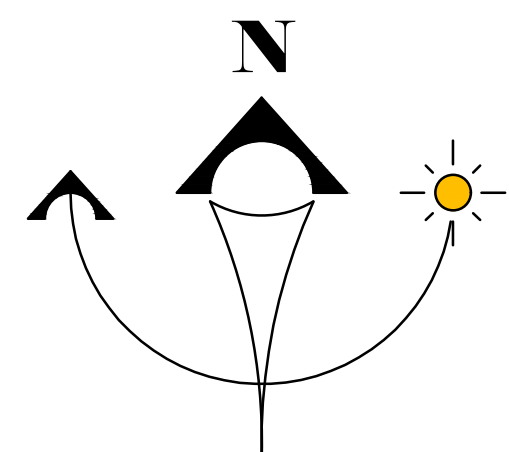


No dimensions are to be scaled from this drawing. ALL written dimensions and setting out to be checked on site by the contractor. Specialist and Third party designs to be measured by the manufacturer before, approval by developer, manufacturer and installation. All steelwork to be checked on site for setting out before manufacturer.

LEGEND:
 AREA OF PROPOSED PARKING



BLOCK PLAN
Scale 1:500

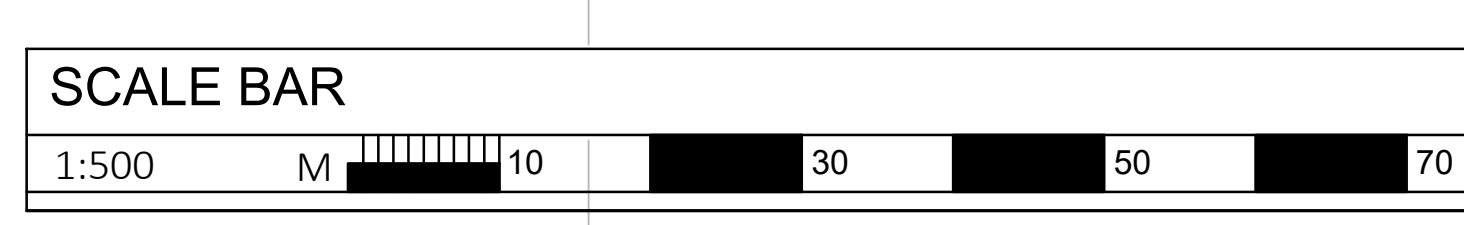


PLT	01.10.2023		PLANNING TITLE	
Rev	Date	By	Description	Check

PROJECT:
RETENTION OF ADDITIONAL PARKING ON THE LAND SOUTH OF NOTLEY ENTERPRISE PARK

SITE ADDRESS:
IT FLEET - NOTLEY ENTERPRISE PARK, RAYDON ROAD, WENHAM MAGNA, SUFFOLK, CO7 6QD

DRAWING TITLE:
1:500 BLOCK PLAN SHEET 2 of 3



SCALE	DRAWN	APPROVED	DATE
1:500	---	---	01.10.2023
DRAWING NUMBER	PROJECT	DRG STATUS	DRG NUMBER
	24.027	PLANNING	RR_003
			REV
			PL1