



Home

The Hampton Garden Studio

Our Studios



Our best value garden room comes in 3 sizes

Info



Contact



3m Hampton Grey Studio and Opening Window



Home

Our Studios



Info





Home

Our Studios



Info



Contact



Home

Our Studios



Info



Contact

Hampton door arrangement - you can
choose your door placement



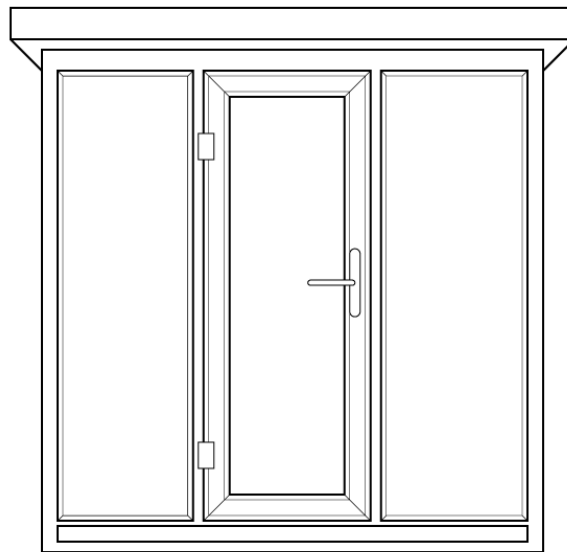

Home

Our Studios

Info

Door left

Contact



Door centre




Home

Our Studios

Info

Door right

Contact



Hampton Garden Studio features



Home

Our Studios

Info

Contact



✓ Minimum preparation required

You don't need the hassle or expense of having a concrete foundation built prior to our arrival.

✓ No Planning Permission Required

As our studios are under 2.5m high, planning permission is not required in most circumstances but if you are unsure about your planning situation, do call us.



Home which sits on concrete mini piles.

Our Studios



Info



Contact This enables us to progress quickly with minimum disruption. All we ask is that the site is flat and level and that you remove vegetation from the site.

Highly insulated

All of our studios have fully insulated walls, roof and floor. We use a 'sandwich' panel construction, applying various component layers during manufacture in our workshop. This results in a wall panel comprising of no less than five different materials incorporating structural elements, insulation materials and cladding.

We use aluminium foil faced PIR rigid insulation boards in the walls, floor and roof. This is widely used throughout the construction industry to help meet strict building regulations regarding energy conservation. This type of insulation also protects against heat gain in the summer months ensuring a comfortable temperature can be enjoyed year round.

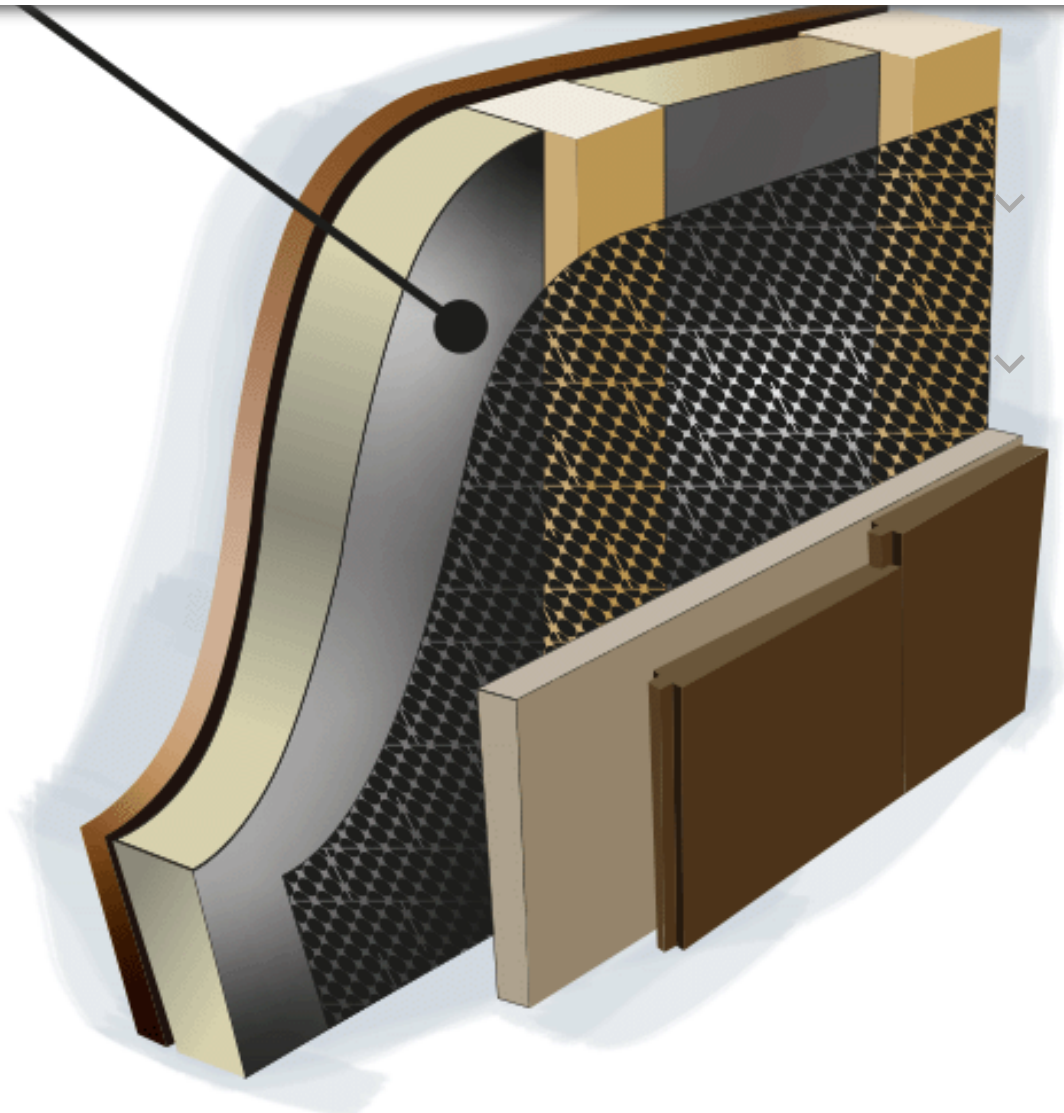


Home

Our Studios

Info

Contact



Rapid Install

Access

Please email a movie/photos of the journey from parking to the installation plot for approval. If the only access is through you property this just needs be a straight route

What you will need



Home

Our Studios

Info

Contact



Hampton Garden Room Gallery



Home

HAMPTON STUDIO PRICING

Our Studios



	3.0m / 10ft	3.6m / 12ft	
Info	width	width	
2.4m / 8ft width	width	width	
2.4m / 8ft depth	2.4m / 10ft	2.4m / 12ft	
Contact	depth	depth	
	£7995	£8995	£9995
<p>Spread The Cost Of Your New Garden Room</p> <p>Finance Calculator (powered by Pegasus Finance)</p>			

DELIVERY CHARGES

50 miles from PR6	FREE
51 – 100 miles from PR6	£350
101 – 200 miles from PR6	£450
201 – 300 miles from PR6	£550

[Home](#)[Please call for prices](#)[Our Studios](#)[Info](#)[What's Included With our Studios?](#)

✓ Adjustable steel base frame and foundation system– no need for a concrete slab to be laid

✓ Fully insulated floor, walls and roof

✓ Maintenance-free composite panel roof

✓ Low maintenance weatherboard on the rear and sides (vertical cladding in grooved panels and painted a dark grey or stone colour prior to installation)

✓ Walls – ready for you to paint with your own paint

✓ Gutter and downspout at rear

✓ Unfinished structural ply floor, ready to take a laminate floor or carpet. (we can fit a commercial grade laminate 'v' groove with 100mm skirting boards at £600)

✓ Internal electrics in the front or back panel of the right or left wall – two double sockets, directional spot lighting and switch. All electrics must be in the same panel



[Home](#) ✓ Full height glazing across the front with outward opening door and two fixed full height windows. The door can be positioned to the right, left or central. All doors and windows are A rated and include an insurance-approved multi

[Lock Studios](#)



[Info](#) ✓ Rapid installation – The Hampton takes just one day to install



[Contact](#) Specifications for The Hampton Studio.

2.4m x 2.4m

Exterior Width = with the roof including overhang	2.8m
Exterior Depth = with the roof including guttering	2.75m wide
Internal measurements	2.25m x 2.25m

3m x 2.4m

Exterior Width = with the roof including overhang	3.4m
Exterior Depth = with the roof including guttering	2.75m



3.6m x 2.4m

Home

Our Studios

Info

Contact

Exterior Width = with the roof including overhang	4m
Exterior Depth = with the roof including guttering	2.75m
Internal measurements	3.45m x 2.25m

Minimum preparation required

We use our own adjustable steel base frame and foundation system so there is no need for a concrete slab to be laid. This enables us to progress quickly with minimum disruption. All we ask is that the site is flat and level and that you remove vegetation from the site. As our studios are under 2.5m high, planning permission is not required in most circumstances but if you are unsure about your planning situation, do call us.

Highly insulated

All of our Hampton garden rooms have fully insulated walls, floor, and roof panels. We use a 'sandwich' panel construction, applying various component layers during manufacture in our workshop. The wall panels incorporate four different materials including structural elements and insulation materials. We use aluminium faced PIR rigid insulation boards in the floor, wall panels and roof – this is widely used throughout the construction industry to help meet strict building regulations regarding energy conservation. It is vastly superior to any of the multi-foil or fibre-based insulations for a given thickness. For example, 50mm of PIR is equivalent to



reflects heat back into the room whilst allowing some solar gain.

The doors are A rated and secured by an insurance-approved lock.

Approx U Values

Our Studios	0.27	walls
Info	0.25 – 0.3	floor
Contact	0.2	roof
	1.7	windows

High security doors

The Hampton is fitted with a top quality, grey vinyl wrapped, UPVC single door. The door utilises a British Standard, insurance approved multi-point locking system and is glazed in toughened low 'K' Glass.

Maintenance-free roof

The Hampton has a composite metal panel roof which overhangs at the front and either side. It is maintenance-free and is manufactured by Kingspan (a worldwide market leader in cladding, insulation and roofing products)

Internal electrics

Internal electrics are already fitted (two double sockets and directional spotlighting) and the outside connection is an outside junction box (which your electrician needs to connect to your house mains or an external hook-up plug via a caravan extension



The Hampton takes one day to install. All you need to do is choose an emulsion of your choice to paint the interior and add your own flooring (we can add laminate flooring and skirting boards for £600)

Our Studios



Info



Contact

"As seen on ITV's "Love Your Garden" with Alan Titchmarsh, and "The Home Game" with Linda Barker.

[Read More >>](#)

[About Us](#)

[Contact Us](#)

[Finance Calculator \(powered by Pegasus Finance\)](#)



[Insulated Garden Room](#)
[Home](#)

[Our Studio](#)
[Our Policy](#)



[Info](#)

[Our Facebook](#)



[Contact](#)

[Our Instagram](#)

[Our Twitter](#)

Copyright 2023 © Sanctum Garden Studios. Registered in England & Wales No. 10018566