






































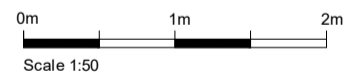

All dimensions to be checked on site prior to commencement of building work.

Electrical Key:

-  consumer unit / Fuse box
-  single socket
-  USB-C
-  USB-C double socket
-  double socket
-  HL double socket - high level
-  EX external weatherproof socket
-  TV TV coaxial
-  ET Ethernet
-  one gang, two way switch
-  one gang, one way switch
-  two gang, two way switch
-  cooker fuse switch
-  OV oven
-  TD tumble drier
-  WM washing machine
-  W recessed downlight IP65 rated
-  WL wall light / sconce
-  P pendant light
-  LED striplight
-  HD heat detector
-  SD smoke detector
-  CM carbon monoxide detector
-  ES extract switch
-  F extract fan - to Part F requirements
-  FF fridge freezer
-  DW dishwasher
-  PIR passive infra red sensor
-  L external wall light

General Key:

-  RWP rain water pipe
-  SVP soil vent pipe
-  stop cock
-  WS water softener
-  external tap
-  RAD radiator
-  c/h ceiling height
-  UFH underfloor heating



Rev description date by ch

Project
74 Grand Avenue
 Surbiton, KT5 9HX

Scale Date Drawn
 1:50@A3 28/04/23 MH

Drawing Title
Proposed Ground Floor Plan

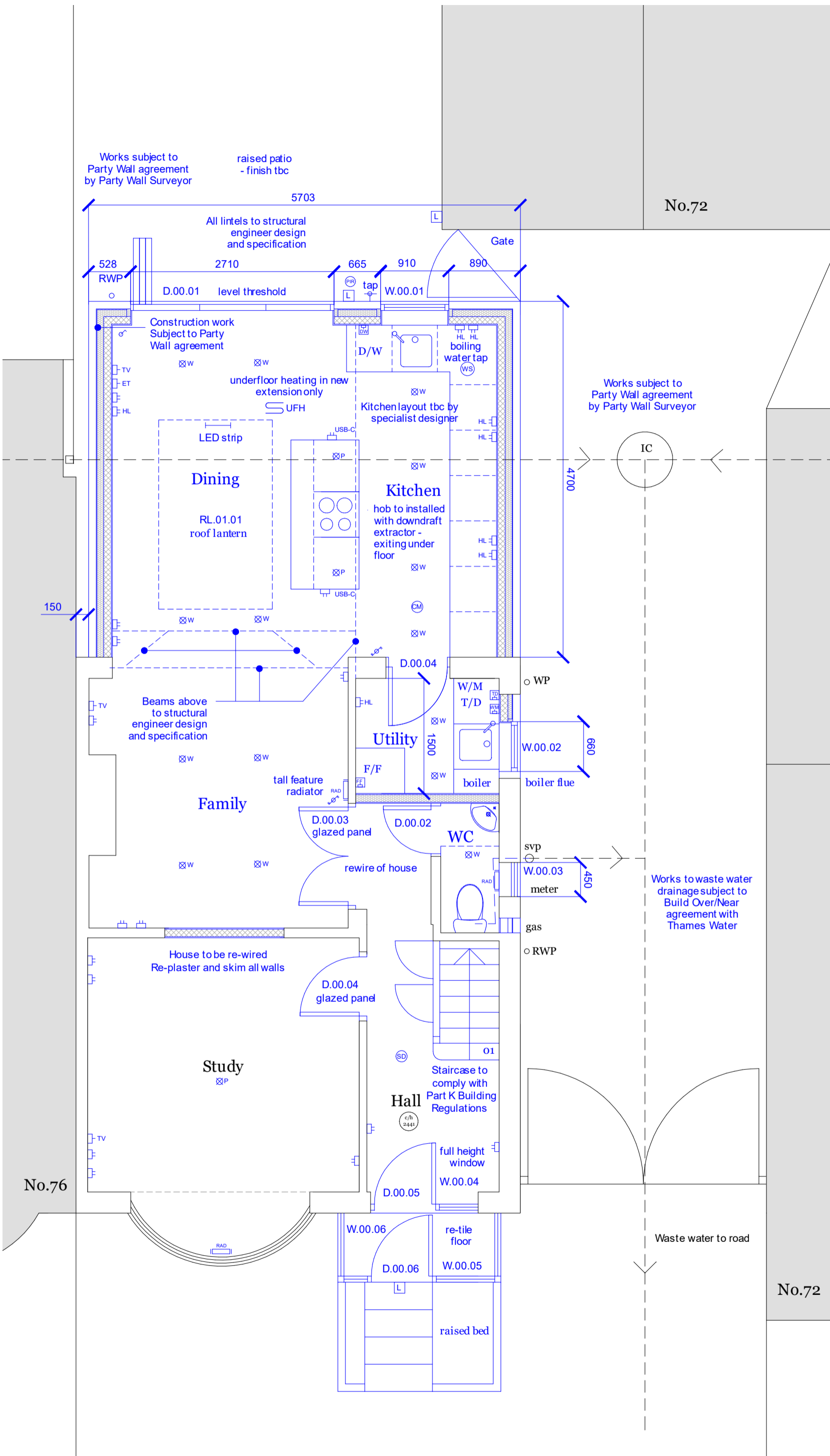
Status
 Building Regulations

Drawing No. Rev
 23020 - 10.08 -



MJH Architects, 4 Rookwood, Alton, Hants, GU342LD
 T01420 544501www.mjharchitects.co.uk

Notes
 This drawing is © copyright of MJH Architects.
 This drawing is to be read in conjunction with all consultant's drawings, details and specifications.
 All dimensions to be checked on site prior to commencement of building work.
 Scale for planning purposes only.
 Any discrepancies to be reported to the architect prior to implementation.



No.72

No.76

No.72