



**Proposed Residential Development
Daisley House, Holders Green Road, Lindsell,
Essex**

**Vehicle Speed Survey
& Visibility Splay Assessment**

2495-02-R-01

October 2023

Contents

1. Project Brief	2
2. Methodology	3
3. Speed Survey Results.....	4
4. Design Speed and Visibility Criteria	5
5. Authorisation	6

Appendix A – Site Photographs

Appendix B – ATC results

Appendix C – Weather Data

Appendix D – MfS2 Visibility Splay Calculations

1. Project Brief

- 1.1 Capital Road Safety has been appointed by Earlswood Homes to undertake a survey of vehicle speeds at a proposed vehicular access to serve a proposed residential development on land at Daisyley House, Holders Green Road, Lindsell, Essex. Furthermore, Capital Road Safety has been instructed to calculate design speed and visibility criteria for the proposed vehicular access.

2. Methodology

- 2.1 The surveys were undertaken using Metrocount MC5600 Roadside Units. Two sets of pneumatic tubes of equal length were laid across Holders Green Road, one set 30m north of the proposed access and one set 50m south of the proposed vehicular access. Each set of tubes were spaced 1.0m apart and connected to data loggers for a period of 7 consecutive days. Images of the site installations are shown at Appendix A.
- 2.2 The surveys were undertaken between 00:00hrs on Saturday 29th April to 00:00hrs on Saturday 6th May 2023.
- 2.3 The speed measurement methodology and calculation of 85th percentile speeds accord with the requirements of DMRB CA185.

3. Speed Survey Results

- 3.1 The average 85th percentile speeds recorded across the 7-day survey duration on Holders Green Road were as follows: -

Site 2003 – 30m north of proposed vehicular access

Northbound traffic flow – 16.4 mph (26.4 kph)
Southbound traffic flow – 17.0 mph (27.4 kph)

Site 2004 – 50m south of proposed vehicular access

Northbound traffic flow – 24.8 mph (39.9 kph)
Southbound traffic flow – 25.7 mph (41.4 kph)

The speed survey data can be found at Appendix B.

- 3.2 In accordance with DMRB CA185, speed data collected in wet weather needs to be adjusted by adding 4kph (2.5mph) for single carriageway roads. A study of historic weather in Lindsell reveals that during the survey period there were no wet weather days (the records show a short period of drizzle on the morning of Friday 5th May, but this had no effect on recorded speeds). A copy of the weather data can be found at Appendix C.
- 3.3 The average 7-day total daily traffic flow (24hr) was 271 vehicles. The average weekday total daily traffic flow (24hr) was 299 vehicles. Maximum daily traffic flow was 382 vehicles. Minimum daily traffic flow was 115 vehicles. Heavy Goods Vehicle movements averaged 2.1% of total traffic flow on weekdays.

4. Design speed selection and Visibility Criteria

- 4.1 From the results calculated in Section 3 and reference to DMRB CD109, the design speed recommended for the proposed vehicular access is 50kph, taken from Table 2.10 of DMRB CD109. This is the lowest design speed available.
- 4.2 In accordance with Table 2.10 of DMRB CD109 'Highway Link Design', for a design speed of 50kph, the desirable minimum visibility distance ('y' distance as shown in Figure 3.4 of DMRB CD123) is **70m**, with a relaxation to **50m** available. The relaxation of 50m should be applied to as highest surveyed 85th percentile approach speeds were 39.9kph.
- 4.3 For minor urban or rural roads with low vehicle volumes and speeds, reference can be made to Manual for Streets 2 (MfS2). Paragraph 1.3.7 of MfS2 recommends that areas where speeds are below 40mph, MfS SSD parameters should be adopted. Paragraph 10.5.9 of MfS2 states that the 'y' distance visibility should be based upon the MfS SSD. The Essex Design Guide accords with this view. As the proposed site lies on a minor country lane, with surveyed 85th percentile approach speeds below 25mph and a maximum hourly vehicle flow of 38 vehicles (equating to approximately one vehicle every 90 seconds), reference to MfS2 criteria is considered appropriate.
- 4.4 Utilising the MfS formula for calculating SSD, the 'y' distance for a speed of 24.8mph (39.9kph) is 33.0m. For a speed of 17.0mph (27.4kph) the 'y' distance is 20.3m. These include the addition of 2.4m for bonnet length. These figures need to be rounded up to the next whole metre, so the 'y' distances required are **33m** and **21m** respectively. Calculation sheets are contained at Appendix D.
- 4.6 For the 'x' distance, a value of **2.4m** is recommended. This is suitable for most minor arms and is in accordance with MfS2 para 10.5.6.
- 4.7 From the above, the recommended visibility splays for the proposed vehicular access are **2.4m x 33m** to the south (northbound traffic) and **2.4m x 21m** to the north (southbound traffic).

5. Authorisation


4.1 Field work Supervisor – Jonathan Thompson IEng FIHE MSoRSA MCIHT



Report Compiler – Jonathan Thompson IEng FIHE MSoRSA MCIHT



Checked by – Andy Haunton BEng (Hons) MCIHT FSoRSA



4.2 Capital Road Safety has prepared this report in accordance with the instructions of Earlswood Homes, for their sole and specific use. Capital Road Safety shall not be liable for any such use of any information contained herein for any purpose other than that for which the same was prepared and provided.

Appendix A

Site Photograph of ATC survey site

Site 2003



Site 2004



Appendix B

ATC Results

Capital Road Safety Northbound + Average

Globals

Report Id CustomList-720
Descriptor Capital Road Safety Northbound + Average
Created by MetroCount Traffic Executive
Creation Time (UTC) 2023-05-09T14:05:04
Legal Copyright (c)1997 - 2019 MetroCount
Graphic header.bmp
Language English
Country United Kingdom
Time UTC + 60 min
Create Version 5.0.8.0
Metric Non metric
Speed Unit mph
Length Unit ft
Mass Unit ton

Dataset

Site Name 2003
Site Attribute 2406
File Name C:\Users\Aaron\OneDrive\Documents\MetroCount\EC0 Downloads\2003 0 2023-05-09 1459.EC0
File Type Plus
Algorithm Factory default axle
Description Daisyley House, Holders Green Road, Lindsell, Essex, CM6 3QL approx 30m N of access [30MPH]
Lane 0
Direction 7
Direction Text 7 - North bound A]B, South bound B]A.
Layout Text Axle sensors - Paired (Class/Speed/Count)
Setup Time 2023-04-28T08:06:07
Start Time 2023-04-29T00:00:00
Finish Time 2023-05-09T14:58:07
Operator AS
Configuration 80 00 0f a8 a8 00 00 00 00 00

Profile

Name Capital Road Safety Northbound + Average
Title Capital Traffic Northbound + Average
Graphic Logo
Header
Footer
Percentile 1 85
Percentile 2 95
Pace 12
Filter Start 2023-04-29T00:00:00
Filter End 2023-05-06T00:00:00
Class Scheme DfT-UK
F Cls(1-11) Dir(N) Sp(0,99) Headway(J0) Span(0 - 328.084) Lane(0-16)
Low Speed 0
High Speed 99
Posted Limit 30
Speed Limits 30 30 30 30 30 30 30 30 30 30
Separation 0.000
Separation Type Headway
Direction North
Encoded Direction 1

Capital Road Safety Northbound + Average

Column

Time [--	24-hour time (0000 - 2359)
Total	Number in time step
Cls 1	Class totals
Cls 2	Class totals
Cls 3	Class totals
Cls 4	Class totals
Cls 5	Class totals
Cls 6	Class totals
Cls 7	Class totals
Cls 8	Class totals
Cls 9	Class totals
Cls 10	Class totals
Cls 11	Class totals
Mean	Average speed
Vpp 85	Percentile speed

Capital Road Safety Northbound + Average

Report Id - CustomList-720

Site Name - 2003

Description - Daisley House, Holders Green Road, Lindsell, Essex, CM6 3QL approx 30m N of access [30MPH]

Direction - North

29 April 2023

Time [--]	Total	Cls 1	Cls 2	Cls 3	Cls 4	Cls 5	Cls 6	Cls 7	Cls 8	Cls 9	Cls 10	Cls 11	Mean	Vpp 85
0000	1	0	0	1	0	0	0	0	0	0	0	0	14.3	-
0100	1	0	0	0	1	0	0	0	0	0	0	0	16.7	-
0200	0	0	0	0	0	0	0	0	0	0	0	0	0	-
0300	0	0	0	0	0	0	0	0	0	0	0	0	0	-
0400	0	0	0	0	0	0	0	0	0	0	0	0	0	-
0500	0	0	0	0	0	0	0	0	0	0	0	0	0	-
0600	1	0	0	0	0	0	0	0	1	0	0	0	12	-
0700	5	0	0	0	5	0	0	0	0	0	0	0	15.8	-
0800	3	0	0	1	2	0	0	0	0	0	0	0	14.5	-
0900	10	0	0	3	7	0	0	0	0	0	0	0	15.7	-
1000	7	0	0	3	4	0	0	0	0	0	0	0	14.3	-
1100	5	0	0	0	4	1	0	0	0	0	0	0	14.9	-
1200	15	0	0	4	10	1	0	0	0	0	0	0	14.7	16.6
1300	10	0	0	3	6	1	0	0	0	0	0	0	14.5	-
1400	8	0	1	0	7	0	0	0	0	0	0	0	14.3	-
1500	7	0	0	1	4	1	0	0	1	0	0	0	16.1	-
1600	14	0	0	6	8	0	0	0	0	0	0	0	15.1	17.5
1700	5	0	0	2	3	0	0	0	0	0	0	0	16.4	-
1800	7	0	0	3	4	0	0	0	0	0	0	0	14.2	-
1900	5	0	0	4	1	0	0	0	0	0	0	0	14.5	-
2000	4	0	0	2	2	0	0	0	0	0	0	0	12.8	-
2100	2	0	0	1	1	0	0	0	0	0	0	0	18	-
2200	2	0	0	1	1	0	0	0	0	0	0	0	16.1	-
2300	0	0	0	0	0	0	0	0	0	0	0	0	0	-
07-19	96	0	1	26	64	4	0	0	1	0	0	0	15	16.8
06-22	108	0	1	33	68	4	0	0	2	0	0	0	14.9	16.8
06-00	110	0	1	34	69	4	0	0	2	0	0	0	14.9	16.7
00-00	112	0	1	35	70	4	0	0	2	0	0	0	15	16.7

Capital Road Safety Northbound + Average

Report Id - CustomList-720

Site Name - 2003

Description - Daisley House, Holders Green Road, Lindsell, Essex, CM6 3QL approx 30m N of access [30MPH]

Direction - North

30 April 2023

Time [--]	Total	Cls 1	Cls 2	Cls 3	Cls 4	Cls 5	Cls 6	Cls 7	Cls 8	Cls 9	Cls 10	Cls 11	Mean	Vpp 85
0000	1	0	0	0	1	0	0	0	0	0	0	0	12.2	-
0100	0	0	0	0	0	0	0	0	0	0	0	0	0	-
0200	1	0	0	0	1	0	0	0	0	0	0	0	17.1	-
0300	0	0	0	0	0	0	0	0	0	0	0	0	0	-
0400	0	0	0	0	0	0	0	0	0	0	0	0	0	-
0500	0	0	0	0	0	0	0	0	0	0	0	0	0	-
0600	0	0	0	0	0	0	0	0	0	0	0	0	0	-
0700	3	0	0	2	1	0	0	0	0	0	0	0	15.7	-
0800	3	0	0	2	1	0	0	0	0	0	0	0	14.9	-
0900	7	2	0	4	1	0	0	0	0	0	0	0	14.2	-
1000	9	1	0	1	6	1	0	0	0	0	0	0	14.3	-
1100	10	1	0	5	4	0	0	0	0	0	0	0	14.7	-
1200	11	0	0	3	8	0	0	0	0	0	0	0	14.4	16.3
1300	8	0	0	3	5	0	0	0	0	0	0	0	13.6	-
1400	6	0	0	3	3	0	0	0	0	0	0	0	12.7	-
1500	6	0	0	2	4	0	0	0	0	0	0	0	13.1	-
1600	5	1	0	2	2	0	0	0	0	0	0	0	12.4	-
1700	6	0	1	1	4	0	0	0	0	0	0	0	13.6	-
1800	2	0	0	1	1	0	0	0	0	0	0	0	13.8	-
1900	1	0	0	0	1	0	0	0	0	0	0	0	16.2	-
2000	5	0	0	2	2	1	0	0	0	0	0	0	15.5	-
2100	3	0	0	1	2	0	0	0	0	0	0	0	19.7	-
2200	0	0	0	0	0	0	0	0	0	0	0	0	0	-
2300	0	0	0	0	0	0	0	0	0	0	0	0	0	-
07-19	76	5	1	29	40	1	0	0	0	0	0	0	13.9	16.4
06-22	85	5	1	32	45	2	0	0	0	0	0	0	14.3	16.7
06-00	85	5	1	32	45	2	0	0	0	0	0	0	14.3	16.7
00-00	87	5	1	32	47	2	0	0	0	0	0	0	14.3	16.7

Capital Road Safety Northbound + Average

Report Id - CustomList-720

Site Name - 2003

Description - Daisley House, Holders Green Road, Lindsell, Essex, CM6 3QL approx 30m N of access [30MPH]

Direction - North

01 May 2023

Time [--]	Total	Cls 1	Cls 2	Cls 3	Cls 4	Cls 5	Cls 6	Cls 7	Cls 8	Cls 9	Cls 10	Cls 11	Mean	Vpp 85
0000	0	0	0	0	0	0	0	0	0	0	0	0	0 -	-
0100	0	0	0	0	0	0	0	0	0	0	0	0	0 -	-
0200	1	0	0	0	1	0	0	0	0	0	0	0	10	-
0300	0	0	0	0	0	0	0	0	0	0	0	0	0 -	-
0400	0	0	0	0	0	0	0	0	0	0	0	0	0 -	-
0500	0	0	0	0	0	0	0	0	0	0	0	0	0 -	-
0600	0	0	0	0	0	0	0	0	0	0	0	0	0 -	-
0700	4	0	0	2	2	0	0	0	0	0	0	0	15.2	-
0800	1	0	1	0	0	0	0	0	0	0	0	0	10.9	-
0900	2	0	0	0	2	0	0	0	0	0	0	0	13.1	-
1000	3	0	0	0	3	0	0	0	0	0	0	0	14.4	-
1100	9	0	0	2	5	1	0	0	1	0	0	0	13.9	-
1200	4	0	0	0	4	0	0	0	0	0	0	0	14	-
1300	4	0	0	0	3	1	0	0	0	0	0	0	13.3	-
1400	4	0	2	1	1	0	0	0	0	0	0	0	16.2	-
1500	4	1	0	2	1	0	0	0	0	0	0	0	11.3	-
1600	4	0	0	2	1	1	0	0	0	0	0	0	14.7	-
1700	5	0	0	2	3	0	0	0	0	0	0	0	13.1	-
1800	2	0	0	0	2	0	0	0	0	0	0	0	16.4	-
1900	1	0	0	0	1	0	0	0	0	0	0	0	19	-
2000	3	0	0	2	0	1	0	0	0	0	0	0	16.1	-
2100	2	0	0	1	1	0	0	0	0	0	0	0	16.5	-
2200	0	0	0	0	0	0	0	0	0	0	0	0	0 -	-
2300	0	0	0	0	0	0	0	0	0	0	0	0	0 -	-
07-19	46	1	3	11	27	3	0	0	1	0	0	0	14	16.3
06-22	52	1	3	14	29	4	0	0	1	0	0	0	14.3	16.4
06-00	52	1	3	14	29	4	0	0	1	0	0	0	14.3	16.4
00-00	53	1	3	14	30	4	0	0	1	0	0	0	14.2	16.4

Capital Road Safety Northbound + Average

Report Id - CustomList-720

Site Name - 2003

Description - Daisyley House, Holders Green Road, Lindsell, Essex, CM6 3QL approx 30m N of access [30MPH]

Direction - North

02 May 2023

Time [--]	Total	Cls 1	Cls 2	Cls 3	Cls 4	Cls 5	Cls 6	Cls 7	Cls 8	Cls 9	Cls 10	Cls 11	Mean	Vpp 85
0000	0	0	0	0	0	0	0	0	0	0	0	0	0 -	-
0100	0	0	0	0	0	0	0	0	0	0	0	0	0 -	-
0200	0	0	0	0	0	0	0	0	0	0	0	0	0 -	-
0300	0	0	0	0	0	0	0	0	0	0	0	0	0 -	-
0400	0	0	0	0	0	0	0	0	0	0	0	0	0 -	-
0500	0	0	0	0	0	0	0	0	0	0	0	0	0 -	-
0600	2	0	0	1	1	0	0	0	0	0	0	0	12.6	-
0700	16	0	0	5	10	1	0	0	0	0	0	0	14.9	17.6
0800	16	0	0	1	15	0	0	0	0	0	0	0	13.9	17
0900	16	1	0	6	8	1	0	0	0	0	0	0	14.5	16.9
1000	6	0	0	3	2	1	0	0	0	0	0	0	14	-
1100	8	1	0	2	5	0	0	0	0	0	0	0	12.5	-
1200	14	0	0	7	7	0	0	0	0	0	0	0	13.7	16.2
1300	6	0	0	0	6	0	0	0	0	0	0	0	14.1	-
1400	13	1	0	4	8	0	0	0	0	0	0	0	14.3	15.5
1500	9	0	0	3	6	0	0	0	0	0	0	0	13.7	-
1600	10	0	0	4	6	0	0	0	0	0	0	0	14.8	-
1700	8	0	0	7	1	0	0	0	0	0	0	0	13.6	-
1800	10	0	0	6	4	0	0	0	0	0	0	0	14.2	-
1900	2	0	0	1	1	0	0	0	0	0	0	0	13.2	-
2000	1	0	0	0	1	0	0	0	0	0	0	0	13.3	-
2100	1	0	0	0	1	0	0	0	0	0	0	0	17.2	-
2200	3	0	0	3	0	0	0	0	0	0	0	0	14.9	-
2300	0	0	0	0	0	0	0	0	0	0	0	0	0 -	-
07-19	132	3	0	48	78	3	0	0	0	0	0	0	14.1	16.2
06-22	138	3	0	50	82	3	0	0	0	0	0	0	14.1	16.2
06-00	141	3	0	53	82	3	0	0	0	0	0	0	14.1	16.3
00-00	141	3	0	53	82	3	0	0	0	0	0	0	14.1	16.3

Capital Road Safety Northbound + Average

Report Id - CustomList-720

Site Name - 2003

Description - Daisyley House, Holders Green Road, Lindsell, Essex, CM6 3QL approx 30m N of access [30MPH]

Direction - North

03 May 2023

Time [--]	Total	Cls 1	Cls 2	Cls 3	Cls 4	Cls 5	Cls 6	Cls 7	Cls 8	Cls 9	Cls 10	Cls 11	Mean	Vpp 85
0000	0	0	0	0	0	0	0	0	0	0	0	0	0	-
0100	1	0	0	0	1	0	0	0	0	0	0	0	19.5	-
0200	0	0	0	0	0	0	0	0	0	0	0	0	0	-
0300	0	0	0	0	0	0	0	0	0	0	0	0	0	-
0400	0	0	0	0	0	0	0	0	0	0	0	0	0	-
0500	1	0	0	1	0	0	0	0	0	0	0	0	17.7	-
0600	2	0	0	0	2	0	0	0	0	0	0	0	14.4	-
0700	9	0	0	1	8	0	0	0	0	0	0	0	16.2	-
0800	9	0	0	3	5	1	0	0	0	0	0	0	14	-
0900	13	0	0	8	5	0	0	0	0	0	0	0	14.7	17
1000	16	1	0	5	10	0	0	0	0	0	0	0	12.5	13.5
1100	13	1	0	3	7	1	0	0	0	0	0	1	13.2	17.1
1200	16	0	1	5	9	1	0	0	0	0	0	0	15	16.5
1300	11	0	0	3	7	1	0	0	0	0	0	0	14.3	16.5
1400	11	0	1	3	7	0	0	0	0	0	0	0	14	16.2
1500	11	0	0	0	10	1	0	0	0	0	0	0	13.5	16.9
1600	12	0	0	3	8	0	0	0	1	0	0	0	14.2	15.8
1700	13	1	0	5	7	0	0	0	0	0	0	0	14.5	15.7
1800	6	0	0	3	3	0	0	0	0	0	0	0	15.6	-
1900	3	1	0	1	1	0	0	0	0	0	0	0	12.8	-
2000	8	0	0	3	4	0	0	0	1	0	0	0	14.8	-
2100	5	0	0	4	1	0	0	0	0	0	0	0	14.7	-
2200	1	0	0	0	1	0	0	0	0	0	0	0	18.3	-
2300	2	0	0	1	1	0	0	0	0	0	0	0	14.8	-
07-19	140	3	2	42	86	5	0	0	1	0	0	1	14.2	16.4
06-22	158	4	2	50	94	5	0	0	2	0	0	1	14.2	16.3
06-00	161	4	2	51	96	5	0	0	2	0	0	1	14.2	16.4
00-00	163	4	2	52	97	5	0	0	2	0	0	1	14.3	16.6

Capital Road Safety Northbound + Average

Report Id - CustomList-720

Site Name - 2003

Description - Daisyley House, Holders Green Road, Lindsell, Essex, CM6 3QL approx 30m N of access [30MPH]

Direction - North

04 May 2023

Time [--]	Total	Cls 1	Cls 2	Cls 3	Cls 4	Cls 5	Cls 6	Cls 7	Cls 8	Cls 9	Cls 10	Cls 11	Mean	Vpp 85
0000	0	0	0	0	0	0	0	0	0	0	0	0	0 -	-
0100	1	0	0	0	1	0	0	0	0	0	0	0	12.9 -	-
0200	0	0	0	0	0	0	0	0	0	0	0	0	0 -	-
0300	0	0	0	0	0	0	0	0	0	0	0	0	0 -	-
0400	0	0	0	0	0	0	0	0	0	0	0	0	0 -	-
0500	0	0	0	0	0	0	0	0	0	0	0	0	0 -	-
0600	3	0	0	1	2	0	0	0	0	0	0	0	15.3 -	-
0700	12	0	0	3	9	0	0	0	0	0	0	0	14.3	16
0800	17	0	0	11	6	0	0	0	0	0	0	0	14.7	17.4
0900	14	1	0	11	1	1	0	0	0	0	0	0	12.8	16.4
1000	8	0	0	2	5	1	0	0	0	0	0	0	14.4 -	-
1100	13	1	0	7	4	1	0	0	0	0	0	0	14.1	15.6
1200	10	0	0	3	7	0	0	0	0	0	0	0	14.4 -	-
1300	12	0	0	8	3	1	0	0	0	0	0	0	14.2	17.5
1400	11	0	1	2	7	1	0	0	0	0	0	0	13.9	15.5
1500	6	0	0	4	2	0	0	0	0	0	0	0	13.8 -	-
1600	13	0	0	3	7	3	0	0	0	0	0	0	14.2	17
1700	12	0	0	5	7	0	0	0	0	0	0	0	13.7	15.4
1800	14	0	0	5	9	0	0	0	0	0	0	0	14.4	16.6
1900	10	0	0	1	9	0	0	0	0	0	0	0	14.3 -	-
2000	6	0	0	4	2	0	0	0	0	0	0	0	15.3 -	-
2100	3	0	0	2	1	0	0	0	0	0	0	0	15.6 -	-
2200	3	0	0	2	1	0	0	0	0	0	0	0	17 -	-
2300	0	0	0	0	0	0	0	0	0	0	0	0	0 -	-
07-19	142	2	1	64	67	8	0	0	0	0	0	0	14.1	16.4
06-22	164	2	1	72	81	8	0	0	0	0	0	0	14.2	16.4
06-00	167	2	1	74	82	8	0	0	0	0	0	0	14.2	16.6
00-00	168	2	1	74	83	8	0	0	0	0	0	0	14.2	16.6

Capital Road Safety Northbound + Average

Report Id - CustomList-720

Site Name - 2003

Description - Daisley House, Holders Green Road, Lindsell, Essex, CM6 3QL approx 30m N of access [30MPH]

Direction - North

05 May 2023

Time [--]	Total	Cls 1	Cls 2	Cls 3	Cls 4	Cls 5	Cls 6	Cls 7	Cls 8	Cls 9	Cls 10	Cls 11	Mean	Vpp 85
0000	0	0	0	0	0	0	0	0	0	0	0	0	0 -	-
0100	0	0	0	0	0	0	0	0	0	0	0	0	0 -	-
0200	1	0	0	1	0	0	0	0	0	0	0	0	20 -	-
0300	0	0	0	0	0	0	0	0	0	0	0	0	0 -	-
0400	0	0	0	0	0	0	0	0	0	0	0	0	0 -	-
0500	0	0	0	0	0	0	0	0	0	0	0	0	0 -	-
0600	3	0	0	0	3	0	0	0	0	0	0	0	14.2 -	-
0700	14	0	0	2	10	1	0	0	1	0	0	0	14.9 -	16.5
0800	9	0	0	5	3	1	0	0	0	0	0	0	14.3 -	-
0900	9	0	0	5	4	0	0	0	0	0	0	0	14.5 -	-
1000	14	0	0	4	8	2	0	0	0	0	0	0	14.8 -	16.3
1100	10	1	0	2	6	1	0	0	0	0	0	0	13.3 -	-
1200	11	1	0	5	4	1	0	0	0	0	0	0	14.7 -	17.5
1300	17	1	0	9	6	1	0	0	0	0	0	0	13.6 -	15.5
1400	10	0	0	1	8	1	0	0	0	0	0	0	13.8 -	-
1500	13	0	0	6	5	1	0	0	1	0	0	0	14 -	17
1600	11	0	0	4	7	0	0	0	0	0	0	0	14.5 -	16.4
1700	17	0	0	9	8	0	0	0	0	0	0	0	13.8 -	16.4
1800	7	0	0	2	5	0	0	0	0	0	0	0	14.9 -	-
1900	3	0	0	2	1	0	0	0	0	0	0	0	15.3 -	-
2000	6	0	0	2	3	0	0	0	1	0	0	0	14.1 -	-
2100	5	0	0	2	3	0	0	0	0	0	0	0	13.2 -	-
2200	2	0	0	1	1	0	0	0	0	0	0	0	15.9 -	-
2300	2	0	0	2	0	0	0	0	0	0	0	0	14.9 -	-
07-19	142	3	0	54	74	9	0	0	2	0	0	0	14.2	16.4
06-22	159	3	0	60	84	9	0	0	3	0	0	0	14.2	16.3
06-00	163	3	0	63	85	9	0	0	3	0	0	0	14.2	16.4
00-00	164	3	0	64	85	9	0	0	3	0	0	0	14.3	16.4

Capital Road Safety Northbound + Average

Report Id - CustomList-720

Site Name - 2003

Description - Daisley House, Holders Green Road, Lindsell, Essex, CM6 3QL approx 30m N of access [30MPH]

Direction - North

Grand Total

Time [--]	Total	Cls 1	Cls 2	Cls 3	Cls 4	Cls 5	Cls 6	Cls 7	Cls 8	Cls 9	Cls 10	Cls 11	Mean	Vpp 85
--	888	18	8	324	494	35	0	0	8	0	0	1	14.3	16.4

Capital Road Safety Southbound + Average

Globals

Report Id CustomList-720
Descriptor Capital Road Safety Southbound + Average
Created by MetroCount Traffic Executive
Creation Time (UTC) 2023-05-09T14:06:03
Legal Copyright (c)1997 - 2019 MetroCount
Graphic header.bmp
Language English
Country United Kingdom
Time UTC + 60 min
Create Version 5.0.8.0
Metric Non metric
Speed Unit mph
Length Unit ft
Mass Unit ton

Dataset

Site Name 2003
Site Attribute 2406
File Name C:\Users\Aaron\OneDrive\Documents\MetroCount\EC0 Downloads\2003 0 2023-05-09 1459.EC0
File Type Plus
Algorithm Factory default axle
Description Daisyley House, Holders Green Road, Lindsell, Essex, CM6 3QL approx 30m N of access [30MPH]
Lane 0
Direction 7
Direction Text 7 - North bound A]B, South bound B]A.
Layout Text Axle sensors - Paired (Class/Speed/Count)
Setup Time 2023-04-28T08:06:07
Start Time 2023-04-29T00:00:00
Finish Time 2023-05-09T14:58:07
Operator AS
Configuration 80 00 0f a8 a8 00 00 00 00 00

Profile

Name Capital Road Safety Southbound + Average
Title Capital Traffic Southbound + Average
Graphic Logo
Header
Footer
Percentile 1 85
Percentile 2 95
Pace 12
Filter Start 2023-04-29T00:00:00
Filter End 2023-05-06T00:00:00
Class Scheme DfT-UK
F Cls(1-11) Dir(S) Sp(0,99) Headway(J0) Span(0 - 328.084) Lane(0-16)
Low Speed 0
High Speed 99
Posted Limit 30
Speed Limits 30 30 30 30 30 30 30 30 30 30
Separation 0.000
Separation Type Headway
Direction South
Encoded Direction 4

Capital Road Safety Southbound + Average

Column

Time [--	24-hour time (0000 - 2359)
Total	Number in time step
Cls 1	Class totals
Cls 2	Class totals
Cls 3	Class totals
Cls 4	Class totals
Cls 5	Class totals
Cls 6	Class totals
Cls 7	Class totals
Cls 8	Class totals
Cls 9	Class totals
Cls 10	Class totals
Cls 11	Class totals
Mean	Average speed
Vpp 85	Percentile speed

Capital Road Safety Southbound + Average

Report Id - CustomList-720

Site Name - 2003

Description - Daisley House, Holders Green Road, Lindsell, Essex, CM6 3QL approx 30m N of access [30MPH]

Direction - South

29 April 2023

Time [--]	Total	Cls 1	Cls 2	Cls 3	Cls 4	Cls 5	Cls 6	Cls 7	Cls 8	Cls 9	Cls 10	Cls 11	Mean	Vpp 85
0000	2	0	0	2	0	0	0	0	0	0	0	0	17.4	-
0100	0	0	0	0	0	0	0	0	0	0	0	0	0	-
0200	0	0	0	0	0	0	0	0	0	0	0	0	0	-
0300	0	0	0	0	0	0	0	0	0	0	0	0	0	-
0400	0	0	0	0	0	0	0	0	0	0	0	0	0	-
0500	0	0	0	0	0	0	0	0	0	0	0	0	0	-
0600	1	0	0	0	0	0	0	0	1	0	0	0	14.8	-
0700	6	0	0	2	4	0	0	0	0	0	0	0	15.2	-
0800	4	0	0	2	2	0	0	0	0	0	0	0	15.4	-
0900	12	0	0	5	7	0	0	0	0	0	0	0	14.9	18
1000	9	0	0	4	5	0	0	0	0	0	0	0	14.3	-
1100	13	0	0	7	6	0	0	0	0	0	0	0	14.4	17.5
1200	12	0	0	4	8	0	0	0	0	0	0	0	14.6	17
1300	6	0	0	4	2	0	0	0	0	0	0	0	14.2	-
1400	5	2	0	1	2	0	0	0	0	0	0	0	13.2	-
1500	5	0	0	2	3	0	0	0	0	0	0	0	15.6	-
1600	11	0	0	10	1	0	0	0	0	0	0	0	14.5	17.7
1700	5	0	0	3	2	0	0	0	0	0	0	0	14.4	-
1800	6	0	0	3	3	0	0	0	0	0	0	0	15.1	-
1900	7	0	0	5	2	0	0	0	0	0	0	0	15.4	-
2000	3	0	0	2	1	0	0	0	0	0	0	0	13	-
2100	1	0	0	0	1	0	0	0	0	0	0	0	17.3	-
2200	0	0	0	0	0	0	0	0	0	0	0	0	0	-
2300	1	0	0	1	0	0	0	0	0	0	0	0	14.7	-
07-19	94	2	0	47	45	0	0	0	0	0	0	0	14.6	16.9
06-22	106	2	0	54	49	0	0	0	1	0	0	0	14.7	16.8
06-00	107	2	0	55	49	0	0	0	1	0	0	0	14.7	16.8
00-00	109	2	0	57	49	0	0	0	1	0	0	0	14.7	16.8

Capital Road Safety Southbound + Average

Report Id - CustomList-720

Site Name - 2003

Description - Daisley House, Holders Green Road, Lindsell, Essex, CM6 3QL approx 30m N of access [30MPH]

Direction - South

30 April 2023

Time [--]	Total	Cls 1	Cls 2	Cls 3	Cls 4	Cls 5	Cls 6	Cls 7	Cls 8	Cls 9	Cls 10	Cls 11	Mean	Vpp 85
0000	0	0	0	0	0	0	0	0	0	0	0	0	0 -	-
0100	0	0	0	0	0	0	0	0	0	0	0	0	0 -	-
0200	1	0	0	0	1	0	0	0	0	0	0	0	17 -	-
0300	1	0	0	1	0	0	0	0	0	0	0	0	16.5 -	-
0400	0	0	0	0	0	0	0	0	0	0	0	0	0 -	-
0500	0	0	0	0	0	0	0	0	0	0	0	0	0 -	-
0600	0	0	0	0	0	0	0	0	0	0	0	0	0 -	-
0700	3	0	0	2	1	0	0	0	0	0	0	0	14.3 -	-
0800	3	0	0	2	1	0	0	0	0	0	0	0	13.6 -	-
0900	6	0	0	3	3	0	0	0	0	0	0	0	16.6 -	-
1000	8	0	0	3	4	0	0	0	0	0	1	0	14.8 -	-
1100	6	1	0	3	2	0	0	0	0	0	0	0	14 -	-
1200	13	0	0	6	7	0	0	0	0	0	0	0	13.7	15.9
1300	11	0	0	5	6	0	0	0	0	0	0	0	14.4	16.5
1400	5	0	0	1	4	0	0	0	0	0	0	0	14.5 -	-
1500	1	0	0	0	1	0	0	0	0	0	0	0	15.1 -	-
1600	2	0	0	2	0	0	0	0	0	0	0	0	13.5 -	-
1700	5	0	1	1	3	0	0	0	0	0	0	0	13.9 -	-
1800	2	0	0	1	1	0	0	0	0	0	0	0	12 -	-
1900	3	0	0	3	0	0	0	0	0	0	0	0	14.8 -	-
2000	3	0	0	1	2	0	0	0	0	0	0	0	16.2 -	-
2100	3	0	0	3	0	0	0	0	0	0	0	0	16.1 -	-
2200	0	0	0	0	0	0	0	0	0	0	0	0	0 -	-
2300	0	0	0	0	0	0	0	0	0	0	0	0	0 -	-
07-19	65	1	1	29	33	0	0	0	0	0	1	0	14.3	16.8
06-22	74	1	1	36	35	0	0	0	0	0	1	0	14.5	17.1
06-00	74	1	1	36	35	0	0	0	0	0	1	0	14.5	17.1
00-00	76	1	1	37	36	0	0	0	0	0	1	0	14.5	17.1

Capital Road Safety Southbound + Average

Report Id - CustomList-720

Site Name - 2003

Description - Daisyley House, Holders Green Road, Lindsell, Essex, CM6 3QL approx 30m N of access [30MPH]

Direction - South

01 May 2023

Time [--]	Total	Cls 1	Cls 2	Cls 3	Cls 4	Cls 5	Cls 6	Cls 7	Cls 8	Cls 9	Cls 10	Cls 11	Mean	Vpp 85
0000	0	0	0	0	0	0	0	0	0	0	0	0	0 -	-
0100	0	0	0	0	0	0	0	0	0	0	0	0	0 -	-
0200	0	0	0	0	0	0	0	0	0	0	0	0	0 -	-
0300	0	0	0	0	0	0	0	0	0	0	0	0	0 -	-
0400	0	0	0	0	0	0	0	0	0	0	0	0	0 -	-
0500	0	0	0	0	0	0	0	0	0	0	0	0	0 -	-
0600	0	0	0	0	0	0	0	0	0	0	0	0	0 -	-
0700	2	0	0	0	2	0	0	0	0	0	0	0	0	15 -
0800	2	0	0	1	1	0	0	0	0	0	0	0	0	13.4 -
0900	5	0	0	2	3	0	0	0	0	0	0	0	0	14.4 -
1000	2	0	0	2	0	0	0	0	0	0	0	0	0	11.8 -
1100	5	0	0	1	3	1	0	0	0	0	0	0	0	15 -
1200	8	0	0	7	1	0	0	0	0	0	0	0	0	15.4 -
1300	7	0	0	3	3	1	0	0	0	0	0	0	0	13.7 -
1400	5	0	1	3	1	0	0	0	0	0	0	0	0	13.3 -
1500	6	0	0	3	3	0	0	0	0	0	0	0	0	16.4 -
1600	6	0	0	3	3	0	0	0	0	0	0	0	0	14.8 -
1700	2	0	0	1	0	1	0	0	0	0	0	0	0	10.5 -
1800	0	0	0	0	0	0	0	0	0	0	0	0	0 -	-
1900	1	0	0	0	1	0	0	0	0	0	0	0	0	15.4 -
2000	3	0	0	1	1	1	0	0	0	0	0	0	0	15.6 -
2100	2	0	0	1	0	1	0	0	0	0	0	0	0	14.3 -
2200	0	0	0	0	0	0	0	0	0	0	0	0	0 -	-
2300	0	0	0	0	0	0	0	0	0	0	0	0	0 -	-
07-19	50	0	1	26	20	3	0	0	0	0	0	0	14.4	17.4
06-22	56	0	1	28	22	5	0	0	0	0	0	0	14.5	17.4
06-00	56	0	1	28	22	5	0	0	0	0	0	0	14.5	17.4
00-00	56	0	1	28	22	5	0	0	0	0	0	0	14.5	17.4

Capital Road Safety Southbound + Average

Report Id - CustomList-720

Site Name - 2003

Description - Daisley House, Holders Green Road, Lindsell, Essex, CM6 3QL approx 30m N of access [30MPH]

Direction - South

02 May 2023

Time [--]	Total	Cls 1	Cls 2	Cls 3	Cls 4	Cls 5	Cls 6	Cls 7	Cls 8	Cls 9	Cls 10	Cls 11	Mean	Vpp 85
0000	0	0	0	0	0	0	0	0	0	0	0	0	0 -	-
0100	0	0	0	0	0	0	0	0	0	0	0	0	0 -	-
0200	0	0	0	0	0	0	0	0	0	0	0	0	0 -	-
0300	0	0	0	0	0	0	0	0	0	0	0	0	0 -	-
0400	1	0	0	1	0	0	0	0	0	0	0	0	12.4	-
0500	1	0	0	1	0	0	0	0	0	0	0	0	14	-
0600	4	0	0	3	1	0	0	0	0	0	0	0	14.1	-
0700	9	0	0	5	3	1	0	0	0	0	0	0	14.3	-
0800	15	0	0	9	4	2	0	0	0	0	0	0	14.3	17.4
0900	9	0	0	5	3	0	1	0	0	0	0	0	14.3	-
1000	8	0	0	3	5	0	0	0	0	0	0	0	13.9	-
1100	11	0	0	2	5	3	0	0	1	0	0	0	14.1	16
1200	15	0	0	7	8	0	0	0	0	0	0	0	14.4	17.5
1300	4	0	0	3	1	0	0	0	0	0	0	0	15.9	-
1400	3	0	0	2	0	1	0	0	0	0	0	0	14	-
1500	14	0	0	6	7	1	0	0	0	0	0	0	14.9	17
1600	14	0	0	7	7	0	0	0	0	0	0	0	14.9	16.3
1700	8	0	0	6	2	0	0	0	0	0	0	0	14.8	-
1800	5	0	0	1	4	0	0	0	0	0	0	0	14.7	-
1900	4	0	0	3	1	0	0	0	0	0	0	0	15.1	-
2000	1	0	0	0	1	0	0	0	0	0	0	0	13.5	-
2100	3	0	0	1	2	0	0	0	0	0	0	0	14.2	-
2200	0	0	0	0	0	0	0	0	0	0	0	0	0 -	-
2300	1	0	0	1	0	0	0	0	0	0	0	0	16.3	-
07-19	115	0	0	56	49	8	1	0	1	0	0	0	14.5	16.5
06-22	127	0	0	63	54	8	1	0	1	0	0	0	14.5	16.3
06-00	128	0	0	64	54	8	1	0	1	0	0	0	14.5	16.3
00-00	130	0	0	66	54	8	1	0	1	0	0	0	14.5	16.3

Capital Road Safety Southbound + Average

Report Id - CustomList-720

Site Name - 2003

Description - Daisley House, Holders Green Road, Lindsell, Essex, CM6 3QL approx 30m N of access [30MPH]

Direction - South

03 May 2023

Time [--]	Total	Cls 1	Cls 2	Cls 3	Cls 4	Cls 5	Cls 6	Cls 7	Cls 8	Cls 9	Cls 10	Cls 11	Mean	Vpp 85
0000	1	0	0	0	1	0	0	0	0	0	0	0	17.4	-
0100	0	0	0	0	0	0	0	0	0	0	0	0	-	-
0200	0	0	0	0	0	0	0	0	0	0	0	0	-	-
0300	0	0	0	0	0	0	0	0	0	0	0	0	-	-
0400	1	0	0	1	0	0	0	0	0	0	0	0	10.9	-
0500	0	0	0	0	0	0	0	0	0	0	0	0	-	-
0600	1	0	0	1	0	0	0	0	0	0	0	0	14.4	-
0700	9	0	0	6	3	0	0	0	0	0	0	0	14.2	-
0800	13	0	0	3	6	3	1	0	0	0	0	0	14.3	16.7
0900	5	0	0	1	4	0	0	0	0	0	0	0	15	-
1000	7	0	0	4	3	0	0	0	0	0	0	0	14.6	-
1100	20	0	0	10	9	1	0	0	0	0	0	0	14	16.5
1200	13	0	0	1	11	1	0	0	0	0	0	0	14.9	17.1
1300	17	1	0	8	8	0	0	0	0	0	0	0	14.6	17.6
1400	9	0	1	4	4	0	0	0	0	0	0	0	14.9	-
1500	22	0	0	11	10	1	0	0	0	0	0	0	15	16.4
1600	21	1	0	9	11	0	0	0	0	0	0	0	14.6	17.3
1700	15	1	0	5	9	0	0	0	0	0	0	0	14.9	16.9
1800	8	0	0	1	7	0	0	0	0	0	0	0	14.2	-
1900	0	0	0	0	0	0	0	0	0	0	0	0	-	-
2000	7	0	0	2	3	2	0	0	0	0	0	0	15.3	-
2100	2	0	0	1	1	0	0	0	0	0	0	0	19.2	-
2200	1	0	0	1	0	0	0	0	0	0	0	0	12	-
2300	1	0	0	1	0	0	0	0	0	0	0	0	15.1	-
07-19	159	3	1	63	85	6	1	0	0	0	0	0	14.6	17
06-22	169	3	1	67	89	8	1	0	0	0	0	0	14.7	17.1
06-00	171	3	1	69	89	8	1	0	0	0	0	0	14.7	17
00-00	173	3	1	70	90	8	1	0	0	0	0	0	14.7	17.1

Capital Road Safety Southbound + Average

Report Id - CustomList-720

Site Name - 2003

Description - Daisley House, Holders Green Road, Lindsell, Essex, CM6 3QL approx 30m N of access [30MPH]

Direction - South

04 May 2023

Time [--]	Total	Cls 1	Cls 2	Cls 3	Cls 4	Cls 5	Cls 6	Cls 7	Cls 8	Cls 9	Cls 10	Cls 11	Mean	Vpp 85
0000	1	0	0	1	0	0	0	0	0	0	0	0	19.1	-
0100	0	0	0	0	0	0	0	0	0	0	0	0	-	-
0200	0	0	0	0	0	0	0	0	0	0	0	0	-	-
0300	0	0	0	0	0	0	0	0	0	0	0	0	-	-
0400	1	0	0	1	0	0	0	0	0	0	0	0	11.7	-
0500	1	0	0	1	0	0	0	0	0	0	0	0	14.8	-
0600	6	0	0	6	0	0	0	0	0	0	0	0	16	-
0700	9	0	0	7	1	0	0	0	1	0	0	0	14.7	-
0800	14	0	0	7	7	0	0	0	0	0	0	0	14.4	18.8
0900	14	0	0	6	8	0	0	0	0	0	0	0	14.2	17.1
1000	14	0	0	8	5	0	0	1	0	0	0	0	15.1	17.3
1100	14	0	0	9	4	1	0	0	0	0	0	0	14.1	16.9
1200	11	0	0	7	4	0	0	0	0	0	0	0	14.4	17.2
1300	21	0	0	11	8	2	0	0	0	0	0	0	14.7	17.1
1400	11	0	0	5	6	0	0	0	0	0	0	0	14.8	17.5
1500	13	0	0	5	7	0	0	0	1	0	0	0	12.8	16.6
1600	13	0	0	4	8	1	0	0	0	0	0	0	14.7	17
1700	16	0	0	8	8	0	0	0	0	0	0	0	14.7	17.3
1800	7	0	0	6	1	0	0	0	0	0	0	0	14.2	-
1900	10	0	0	5	5	0	0	0	0	0	0	0	14.2	-
2000	3	0	0	2	1	0	0	0	0	0	0	0	15.6	-
2100	2	0	0	1	1	0	0	0	0	0	0	0	15.2	-
2200	1	0	0	1	0	0	0	0	0	0	0	0	15.7	-
2300	0	0	0	0	0	0	0	0	0	0	0	0	-	-
07-19	157	0	0	83	67	4	0	1	2	0	0	0	14.4	17
06-22	178	0	0	97	74	4	0	1	2	0	0	0	14.5	17
06-00	179	0	0	98	74	4	0	1	2	0	0	0	14.5	17
00-00	182	0	0	101	74	4	0	1	2	0	0	0	14.5	17.1

Capital Road Safety Southbound + Average

Report Id - CustomList-720

Site Name - 2003

Description - Daisyley House, Holders Green Road, Lindsell, Essex, CM6 3QL approx 30m N of access [30MPH]

Direction - South

05 May 2023

Time [--]	Total	Cls 1	Cls 2	Cls 3	Cls 4	Cls 5	Cls 6	Cls 7	Cls 8	Cls 9	Cls 10	Cls 11	Mean	Vpp 85
0000	1	0	0	0	1	0	0	0	0	0	0	0	15.2	-
0100	0	0	0	0	0	0	0	0	0	0	0	0	-	-
0200	0	0	0	0	0	0	0	0	0	0	0	0	-	-
0300	0	0	0	0	0	0	0	0	0	0	0	0	-	-
0400	0	0	0	0	0	0	0	0	0	0	0	0	-	-
0500	0	0	0	0	0	0	0	0	0	0	0	0	-	-
0600	4	0	0	3	1	0	0	0	0	0	0	0	15.1	-
0700	8	0	0	5	3	0	0	0	0	0	0	0	14.4	-
0800	12	0	0	6	6	0	0	0	0	0	0	0	14.2	15.6
0900	10	0	0	7	3	0	0	0	0	0	0	0	14	-
1000	15	0	0	8	6	0	0	0	1	0	0	0	14.9	17.1
1100	16	1	0	6	8	1	0	0	0	0	0	0	14.9	17.8
1200	9	0	0	4	4	1	0	0	0	0	0	0	16.1	-
1300	12	0	0	7	4	1	0	0	0	0	0	0	14.6	17.6
1400	20	0	0	8	10	2	0	0	0	0	0	0	14.4	17.6
1500	12	0	0	5	6	1	0	0	0	0	0	0	15.1	17.8
1600	9	0	0	6	2	0	0	0	1	0	0	0	13.9	-
1700	13	0	0	6	7	0	0	0	0	0	0	0	14.8	17.3
1800	5	0	0	5	0	0	0	0	0	0	0	0	15.6	-
1900	10	0	0	3	7	0	0	0	0	0	0	0	15.4	-
2000	3	0	0	1	2	0	0	0	0	0	0	0	15	-
2100	2	0	0	2	0	0	0	0	0	0	0	0	16.9	-
2200	3	0	0	2	0	0	0	0	1	0	0	0	19.5	-
2300	0	0	0	0	0	0	0	0	0	0	0	0	-	-
07-19	141	1	0	73	59	6	0	0	2	0	0	0	14.7	17.5
06-22	160	1	0	82	69	6	0	0	2	0	0	0	14.8	17.4
06-00	163	1	0	84	69	6	0	0	3	0	0	0	14.9	17.5
00-00	164	1	0	84	70	6	0	0	3	0	0	0	14.9	17.5

Capital Road Safety Southbound + Average

Report Id - CustomList-720

Site Name - 2003

Description - Daisley House, Holders Green Road, Lindsell, Essex, CM6 3QL approx 30m N of access [30MPH]

Direction - South

Grand Total

Time [--]	Total	Cls 1	Cls 2	Cls 3	Cls 4	Cls 5	Cls 6	Cls 7	Cls 8	Cls 9	Cls 10	Cls 11	Mean	Vpp 85
--	890	7	3	443	395	31	2	1	7	0	1	0	14.6	17

Capital Road Safety Northbound + Average

Globals

Report Id CustomList-721
Descriptor Capital Road Safety Northbound + Average
Created by MetroCount Traffic Executive
Creation Time (UTC) 2023-05-09T14:16:08
Legal Copyright (c)1997 - 2019 MetroCount
Graphic header.bmp
Language English
Country United Kingdom
Time UTC + 60 min
Create Version 5.0.8.0
Metric Non metric
Speed Unit mph
Length Unit ft
Mass Unit ton

Dataset

Site Name 2004
Site Attribute 2406
File Name C:\Users\Aaron\OneDrive\Documents\MetroCount\EC0 Downloads\2004 0 2023-05-09 1508.EC0
File Type Plus
Algorithm Factory default axle
Description Daisyley House, Holders Green Road, Lindsell, Essex, CM6 3QL approx 50m S of access [30MPH]
Lane 0
Direction 7
Direction Text 7 - North bound A]B, South bound B]A.
Layout Text Axle sensors - Paired (Class/Speed/Count)
Setup Time 2023-04-28T08:07:36
Start Time 2023-04-29T00:00:00
Finish Time 2023-05-09T15:08:37
Operator AS
Configuration 80 00 0f a8 a8 00 00 00 00 00

Profile

Name Capital Road Safety Northbound + Average
Title Capital Traffic Northbound + Average
Graphic Logo
Header
Footer
Percentile 1 85
Percentile 2 95
Pace 12
Filter Start 2023-04-29T00:00:00
Filter End 2023-05-06T00:00:00
Class Scheme DfT-UK
F CIs(1-11) Dir(N) Sp(0,99) Headway(J0) Span(0 - 328.084) Lane(0-16)
Low Speed 0
High Speed 99
Posted Limit 30
Speed Limits 30 30 30 30 30 30 30 30 30 30
Separation 0.000
Separation Type Headway
Direction North
Encoded Direction 1

Capital Road Safety Northbound + Average

Column

Time [--	24-hour time (0000 - 2359)
Total	Number in time step
Cls 1	Class totals
Cls 2	Class totals
Cls 3	Class totals
Cls 4	Class totals
Cls 5	Class totals
Cls 6	Class totals
Cls 7	Class totals
Cls 8	Class totals
Cls 9	Class totals
Cls 10	Class totals
Cls 11	Class totals
Mean	Average speed
Vpp 85	Percentile speed

Capital Road Safety Northbound + Average

Report Id - CustomList-721

Site Name - 2004

Description - Daisley House, Holders Green Road, Lindsell, Essex, CM6 3QL approx 50m S of access [30MPH]

Direction - North

29 April 2023

Time [--]	Total	Cls 1	Cls 2	Cls 3	Cls 4	Cls 5	Cls 6	Cls 7	Cls 8	Cls 9	Cls 10	Cls 11	Mean	Vpp 85
0000	1	0	0	1	0	0	0	0	0	0	0	0	19.8	-
0100	1	0	0	0	1	0	0	0	0	0	0	0	18.3	-
0200	0	0	0	0	0	0	0	0	0	0	0	0	0	-
0300	0	0	0	0	0	0	0	0	0	0	0	0	0	-
0400	0	0	0	0	0	0	0	0	0	0	0	0	0	-
0500	0	0	0	0	0	0	0	0	0	0	0	0	0	-
0600	1	0	0	0	0	0	0	0	1	0	0	0	19.9	-
0700	5	0	0	0	5	0	0	0	0	0	0	0	23.4	-
0800	3	1	0	1	1	0	0	0	0	0	0	0	20.8	-
0900	10	0	0	3	7	0	0	0	0	0	0	0	21.7	-
1000	8	0	0	3	5	0	0	0	0	0	0	0	19.5	-
1100	4	0	0	0	3	1	0	0	0	0	0	0	20.8	-
1200	16	0	0	3	12	1	0	0	0	0	0	0	20.3	24.1
1300	12	0	0	4	6	2	0	0	0	0	0	0	20.8	24
1400	9	0	1	0	8	0	0	0	0	0	0	0	21.7	-
1500	7	0	0	1	4	1	0	0	1	0	0	0	23.7	-
1600	14	0	0	3	11	0	0	0	0	0	0	0	21.3	26.8
1700	4	0	0	0	4	0	0	0	0	0	0	0	22.7	-
1800	7	0	0	3	4	0	0	0	0	0	0	0	19	-
1900	3	0	0	2	1	0	0	0	0	0	0	0	19.7	-
2000	4	0	0	1	3	0	0	0	0	0	0	0	18.7	-
2100	4	0	0	1	3	0	0	0	0	0	0	0	21.7	-
2200	2	0	0	1	1	0	0	0	0	0	0	0	24	-
2300	0	0	0	0	0	0	0	0	0	0	0	0	0	-
07-19	99	1	1	21	70	5	0	0	1	0	0	0	21.1	24.7
06-22	111	1	1	25	77	5	0	0	2	0	0	0	21	24.5
06-00	113	1	1	26	78	5	0	0	2	0	0	0	21.1	24.7
00-00	115	1	1	27	79	5	0	0	2	0	0	0	21	24.6

Capital Road Safety Northbound + Average

Report Id - CustomList-721

Site Name - 2004

Description - Daisyley House, Holders Green Road, Lindsell, Essex, CM6 3QL approx 50m S of access [30MPH]

Direction - North

30 April 2023

Time [--]	Total	Cls 1	Cls 2	Cls 3	Cls 4	Cls 5	Cls 6	Cls 7	Cls 8	Cls 9	Cls 10	Cls 11	Mean	Vpp 85
0000	1	0	0	0	1	0	0	0	0	0	0	0	16.9	-
0100	0	0	0	0	0	0	0	0	0	0	0	0	-	-
0200	1	0	0	0	1	0	0	0	0	0	0	0	19	-
0300	0	0	0	0	0	0	0	0	0	0	0	0	-	-
0400	0	0	0	0	0	0	0	0	0	0	0	0	-	-
0500	0	0	0	0	0	0	0	0	0	0	0	0	-	-
0600	0	0	0	0	0	0	0	0	0	0	0	0	-	-
0700	2	0	0	0	2	0	0	0	0	0	0	0	22	-
0800	3	0	0	2	1	0	0	0	0	0	0	0	20.8	-
0900	7	2	0	3	2	0	0	0	0	0	0	0	20.6	-
1000	9	1	0	1	6	1	0	0	0	0	0	0	19.2	-
1100	10	1	0	4	5	0	0	0	0	0	0	0	21.7	-
1200	13	0	0	2	11	0	0	0	0	0	0	0	19.4	21.3
1300	7	0	0	2	5	0	0	0	0	0	0	0	18.9	-
1400	8	0	0	3	5	0	0	0	0	0	0	0	19.7	-
1500	6	0	0	3	3	0	0	0	0	0	0	0	20	-
1600	6	0	0	2	4	0	0	0	0	0	0	0	15.6	-
1700	6	0	1	0	5	0	0	0	0	0	0	0	19	-
1800	3	0	0	1	2	0	0	0	0	0	0	0	20.5	-
1900	1	0	0	0	1	0	0	0	0	0	0	0	26	-
2000	6	0	0	1	4	1	0	0	0	0	0	0	23.3	-
2100	3	0	0	1	2	0	0	0	0	0	0	0	23.6	-
2200	0	0	0	0	0	0	0	0	0	0	0	0	-	-
2300	0	0	0	0	0	0	0	0	0	0	0	0	-	-
07-19	80	4	1	23	51	1	0	0	0	0	0	0	19.7	23.9
06-22	90	4	1	25	58	2	0	0	0	0	0	0	20.1	24.5
06-00	90	4	1	25	58	2	0	0	0	0	0	0	20.1	24.5
00-00	92	4	1	25	60	2	0	0	0	0	0	0	20	24.4

Capital Road Safety Northbound + Average

Report Id - CustomList-721

Site Name - 2004

Description - Daisley House, Holders Green Road, Lindsell, Essex, CM6 3QL approx 50m S of access [30MPH]

Direction - North

01 May 2023

Time [--]	Total	Cls 1	Cls 2	Cls 3	Cls 4	Cls 5	Cls 6	Cls 7	Cls 8	Cls 9	Cls 10	Cls 11	Mean	Vpp 85
0000	0	0	0	0	0	0	0	0	0	0	0	0	0 -	-
0100	0	0	0	0	0	0	0	0	0	0	0	0	0 -	-
0200	1	0	0	0	1	0	0	0	0	0	0	0	21.4 -	-
0300	0	0	0	0	0	0	0	0	0	0	0	0	0 -	-
0400	0	0	0	0	0	0	0	0	0	0	0	0	0 -	-
0500	0	0	0	0	0	0	0	0	0	0	0	0	0 -	-
0600	0	0	0	0	0	0	0	0	0	0	0	0	0 -	-
0700	4	0	0	1	3	0	0	0	0	0	0	0	22.4 -	-
0800	1	0	1	0	0	0	0	0	0	0	0	0	11.3 -	-
0900	2	0	0	0	2	0	0	0	0	0	0	0	16.2 -	-
1000	2	0	0	0	2	0	0	0	0	0	0	0	22.5 -	-
1100	9	0	0	2	5	1	0	0	1	0	0	0	19.3 -	-
1200	4	0	0	0	4	0	0	0	0	0	0	0	19.2 -	-
1300	4	0	0	0	3	1	0	0	0	0	0	0	19.7 -	-
1400	6	0	2	1	3	0	0	0	0	0	0	0	23.3 -	-
1500	3	1	0	0	2	0	0	0	0	0	0	0	18.3 -	-
1600	6	0	0	2	3	1	0	0	0	0	0	0	20.8 -	-
1700	6	0	0	2	4	0	0	0	0	0	0	0	19.7 -	-
1800	2	0	0	0	2	0	0	0	0	0	0	0	23.2 -	-
1900	1	0	0	1	0	0	0	0	0	0	0	0	21.8 -	-
2000	3	0	0	2	0	1	0	0	0	0	0	0	24.7 -	-
2100	2	0	0	1	1	0	0	0	0	0	0	0	22.1 -	-
2200	0	0	0	0	0	0	0	0	0	0	0	0	0 -	-
2300	0	0	0	0	0	0	0	0	0	0	0	0	0 -	-
07-19	49	1	3	8	33	3	0	0	1	0	0	0	20.2	25.6
06-22	55	1	3	12	34	4	0	0	1	0	0	0	20.6	25.9
06-00	55	1	3	12	34	4	0	0	1	0	0	0	20.6	25.9
00-00	56	1	3	12	35	4	0	0	1	0	0	0	20.6	25.8

Capital Road Safety Northbound + Average

Report Id - CustomList-721

Site Name - 2004

Description - Daisyley House, Holders Green Road, Lindsell, Essex, CM6 3QL approx 50m S of access [30MPH]

Direction - North

02 May 2023

Time [--]	Total	Cls 1	Cls 2	Cls 3	Cls 4	Cls 5	Cls 6	Cls 7	Cls 8	Cls 9	Cls 10	Cls 11	Mean	Vpp 85
0000	0	0	0	0	0	0	0	0	0	0	0	0	0 -	-
0100	0	0	0	0	0	0	0	0	0	0	0	0	0 -	-
0200	0	0	0	0	0	0	0	0	0	0	0	0	0 -	-
0300	0	0	0	0	0	0	0	0	0	0	0	0	0 -	-
0400	0	0	0	0	0	0	0	0	0	0	0	0	0 -	-
0500	0	0	0	0	0	0	0	0	0	0	0	0	0 -	-
0600	2	0	0	0	2	0	0	0	0	0	0	0	23.9	-
0700	17	0	0	4	11	1	0	0	1	0	0	0	21.3	26.8
0800	17	0	0	1	16	0	0	0	0	0	0	0	19.1	25.2
0900	18	1	0	5	9	3	0	0	0	0	0	0	22.1	26.7
1000	6	0	0	3	2	1	0	0	0	0	0	0	21.2	-
1100	8	1	0	2	4	0	0	0	1	0	0	0	17.1	-
1200	15	0	1	5	6	2	1	0	0	0	0	0	18.9	25.2
1300	8	0	0	0	7	1	0	0	0	0	0	0	18.9	-
1400	15	1	0	4	9	1	0	0	0	0	0	0	19.6	24.5
1500	13	0	0	4	8	1	0	0	0	0	0	0	19.1	21.5
1600	10	0	0	4	6	0	0	0	0	0	0	0	17.2	-
1700	10	0	0	4	6	0	0	0	0	0	0	0	19.8	-
1800	11	0	0	6	4	0	1	0	0	0	0	0	20.8	26.1
1900	3	0	0	1	1	1	0	0	0	0	0	0	19.6	-
2000	1	0	0	0	1	0	0	0	0	0	0	0	18.9	-
2100	1	0	0	0	1	0	0	0	0	0	0	0	22.8	-
2200	3	0	0	3	0	0	0	0	0	0	0	0	21.7	-
2300	0	0	0	0	0	0	0	0	0	0	0	0	0 -	-
07-19	148	3	1	42	88	10	2	0	2	0	0	0	19.8	24.9
06-22	155	3	1	43	93	11	2	0	2	0	0	0	19.8	24.9
06-00	158	3	1	46	93	11	2	0	2	0	0	0	19.9	24.8
00-00	158	3	1	46	93	11	2	0	2	0	0	0	19.9	24.8

Capital Road Safety Northbound + Average

Report Id - CustomList-721

Site Name - 2004

Description - Daisley House, Holders Green Road, Lindsell, Essex, CM6 3QL approx 50m S of access [30MPH]

Direction - North

03 May 2023

Time [--]	Total	Cls 1	Cls 2	Cls 3	Cls 4	Cls 5	Cls 6	Cls 7	Cls 8	Cls 9	Cls 10	Cls 11	Mean	Vpp 85
0000	0	0	0	0	0	0	0	0	0	0	0	0	0	-
0100	2	0	0	0	2	0	0	0	0	0	0	0	20.1	-
0200	0	0	0	0	0	0	0	0	0	0	0	0	0	-
0300	0	0	0	0	0	0	0	0	0	0	0	0	0	-
0400	0	0	0	0	0	0	0	0	0	0	0	0	0	-
0500	1	0	0	0	1	0	0	0	0	0	0	0	27.2	-
0600	2	0	0	0	2	0	0	0	0	0	0	0	21.3	-
0700	9	0	0	0	9	0	0	0	0	0	0	0	23.5	-
0800	9	0	0	2	6	1	0	0	0	0	0	0	21.7	-
0900	14	0	0	7	7	0	0	0	0	0	0	0	21.8	25.9
1000	19	1	0	5	11	2	0	0	0	0	0	0	17.9	21.8
1100	13	1	0	3	7	1	0	0	0	0	0	1	17.7	24.5
1200	17	0	1	5	10	1	0	0	0	0	0	0	21.4	26.5
1300	11	0	0	3	8	0	0	0	0	0	0	0	21.3	25.2
1400	13	0	1	4	8	0	0	0	0	0	0	0	21.5	25.5
1500	15	0	0	2	10	3	0	0	0	0	0	0	21.1	28
1600	14	0	0	2	10	1	0	0	1	0	0	0	21	26
1700	15	1	0	4	9	1	0	0	0	0	0	0	20	24.7
1800	8	0	0	3	5	0	0	0	0	0	0	0	21.8	-
1900	3	0	0	1	1	1	0	0	0	0	0	0	17.7	-
2000	9	0	0	3	5	0	0	0	1	0	0	0	22.6	-
2100	5	0	0	2	3	0	0	0	0	0	0	0	21.1	-
2200	1	0	0	0	1	0	0	0	0	0	0	0	32	-
2300	1	0	0	0	1	0	0	0	0	0	0	0	18.5	-
07-19	157	3	2	40	100	10	0	0	1	0	0	1	20.7	25.2
06-22	176	3	2	46	111	11	0	0	2	0	0	1	20.7	25.2
06-00	178	3	2	46	113	11	0	0	2	0	0	1	20.8	25.3
00-00	181	3	2	46	116	11	0	0	2	0	0	1	20.8	25.4

Capital Road Safety Northbound + Average

Report Id - CustomList-721

Site Name - 2004

Description - Daisyley House, Holders Green Road, Lindsell, Essex, CM6 3QL approx 50m S of access [30MPH]

Direction - North

04 May 2023

Time [--]	Total	Cls 1	Cls 2	Cls 3	Cls 4	Cls 5	Cls 6	Cls 7	Cls 8	Cls 9	Cls 10	Cls 11	Mean	Vpp 85
0000	0	0	0	0	0	0	0	0	0	0	0	0	0 -	-
0100	1	0	0	0	1	0	0	0	0	0	0	0	21.3 -	-
0200	0	0	0	0	0	0	0	0	0	0	0	0	0 -	-
0300	0	0	0	0	0	0	0	0	0	0	0	0	0 -	-
0400	0	0	0	0	0	0	0	0	0	0	0	0	0 -	-
0500	0	0	0	0	0	0	0	0	0	0	0	0	0 -	-
0600	3	0	0	1	2	0	0	0	0	0	0	0	22.8 -	-
0700	13	0	0	1	12	0	0	0	0	0	0	0	19.6	24
0800	18	0	1	6	11	0	0	0	0	0	0	0	20.9	28.5
0900	15	0	1	6	4	1	1	2	0	0	0	0	18.3	23.9
1000	10	1	1	1	6	1	0	0	0	0	0	0	16.1 -	-
1100	13	1	0	1	9	1	0	1	0	0	0	0	19	23
1200	12	0	0	3	8	1	0	0	0	0	0	0	21.7	26
1300	11	0	0	4	5	2	0	0	0	0	0	0	20.5	25.2
1400	12	0	2	1	8	0	0	0	1	0	0	0	18.1	25.4
1500	7	0	0	1	5	1	0	0	0	0	0	0	19.1 -	-
1600	19	0	4	3	9	3	0	0	0	0	0	0	16.2	23.7
1700	16	0	1	6	8	1	0	0	0	0	0	0	18.3	25.9
1800	15	0	0	4	11	0	0	0	0	0	0	0	19.8	21.4
1900	10	0	0	2	8	0	0	0	0	0	0	0	20.6 -	-
2000	6	0	0	4	2	0	0	0	0	0	0	0	22.2 -	-
2100	3	0	0	2	1	0	0	0	0	0	0	0	24.1 -	-
2200	2	0	0	1	1	0	0	0	0	0	0	0	21.9 -	-
2300	0	0	0	0	0	0	0	0	0	0	0	0	0 -	-
07-19	161	2	10	37	96	11	1	3	1	0	0	0	18.9	24.2
06-22	183	2	10	46	109	11	1	3	1	0	0	0	19.3	24.6
06-00	185	2	10	47	110	11	1	3	1	0	0	0	19.3	24.7
00-00	186	2	10	47	111	11	1	3	1	0	0	0	19.3	24.7

Capital Road Safety Northbound + Average

Report Id - CustomList-721

Site Name - 2004

Description - Daisyley House, Holders Green Road, Lindsell, Essex, CM6 3QL approx 50m S of access [30MPH]

Direction - North

05 May 2023

Time [--]	Total	Cls 1	Cls 2	Cls 3	Cls 4	Cls 5	Cls 6	Cls 7	Cls 8	Cls 9	Cls 10	Cls 11	Mean	Vpp 85
0000	0	0	0	0	0	0	0	0	0	0	0	0	0	-
0100	0	0	0	0	0	0	0	0	0	0	0	0	0	-
0200	1	0	0	0	1	0	0	0	0	0	0	0	22.1	-
0300	0	0	0	0	0	0	0	0	0	0	0	0	0	-
0400	0	0	0	0	0	0	0	0	0	0	0	0	0	-
0500	0	0	0	0	0	0	0	0	0	0	0	0	0	-
0600	3	0	0	0	3	0	0	0	0	0	0	0	19.8	-
0700	14	0	0	2	10	1	0	0	1	0	0	0	21.6	27.3
0800	8	0	0	4	3	1	0	0	0	0	0	0	20.5	-
0900	10	0	0	3	7	0	0	0	0	0	0	0	19.2	-
1000	14	0	0	3	8	3	0	0	0	0	0	0	21	23.3
1100	8	0	0	1	6	0	0	0	1	0	0	0	17.6	-
1200	13	0	0	2	8	2	0	0	0	0	0	1	20.6	27.4
1300	14	1	0	2	9	1	0	0	1	0	0	0	20.4	22.5
1400	11	0	0	2	8	1	0	0	0	0	0	0	20.3	24.2
1500	13	0	0	3	8	1	0	0	1	0	0	0	19.4	25.4
1600	12	0	0	3	9	0	0	0	0	0	0	0	21	25.1
1700	19	0	0	6	12	1	0	0	0	0	0	0	19.9	23.5
1800	7	0	0	2	4	1	0	0	0	0	0	0	23.7	-
1900	5	0	0	4	1	0	0	0	0	0	0	0	19.3	-
2000	6	0	0	2	3	0	0	0	1	0	0	0	17.5	-
2100	5	0	0	2	3	0	0	0	0	0	0	0	19.7	-
2200	3	0	0	1	2	0	0	0	0	0	0	0	21.2	-
2300	2	0	0	2	0	0	0	0	0	0	0	0	21.1	-
07-19	143	1	0	33	92	12	0	0	4	0	0	1	20.4	24.2
06-22	162	1	0	41	102	12	0	0	5	0	0	1	20.2	24
06-00	167	1	0	44	104	12	0	0	5	0	0	1	20.3	24.4
00-00	168	1	0	44	105	12	0	0	5	0	0	1	20.3	24.3

Capital Road Safety Northbound + Average

Report Id - CustomList-721

Site Name - 2004

Description - Daisley House, Holders Green Road, Lindsell, Essex, CM6 3QL approx 50m S of access [30MPH]

Direction - North

Grand Total

Time [--]	Total	Cls 1	Cls 2	Cls 3	Cls 4	Cls 5	Cls 6	Cls 7	Cls 8	Cls 9	Cls 10	Cls 11	Mean	Vpp 85
--	956	15	18	247	599	56	3	3	13	0	0	2	20.2	24.8

Capital Road Safety Southbound + Average

Globals

Report Id CustomList-721
Descriptor Capital Road Safety Southbound + Average
Created by MetroCount Traffic Executive
Creation Time (UTC) 2023-05-09T14:17:10
Legal Copyright (c)1997 - 2019 MetroCount
Graphic header.bmp
Language English
Country United Kingdom
Time UTC + 60 min
Create Version 5.0.8.0
Metric Non metric
Speed Unit mph
Length Unit ft
Mass Unit ton

Dataset

Site Name 2004
Site Attribute 2406
File Name C:\Users\Aaron\OneDrive\Documents\MetroCount\EC0 Downloads\2004 0 2023-05-09 1508.EC0
File Type Plus
Algorithm Factory default axle
Description Daisyley House, Holders Green Road, Lindsell, Essex, CM6 3QL approx 50m S of access [30MPH]
Lane 0
Direction 7
Direction Text 7 - North bound A]B, South bound B]A.
Layout Text Axle sensors - Paired (Class/Speed/Count)
Setup Time 2023-04-28T08:07:36
Start Time 2023-04-29T00:00:00
Finish Time 2023-05-09T15:08:37
Operator AS
Configuration 80 00 0f a8 a8 00 00 00 00 00

Profile

Name Capital Road Safety Southbound + Average
Title Capital Traffic Southbound + Average
Graphic Logo
Header
Footer
Percentile 1 85
Percentile 2 95
Pace 12
Filter Start 2023-04-29T00:00:00
Filter End 2023-05-06T00:00:00
Class Scheme DfT-UK
F CIs(1-11) Dir(S) Sp(0,99) Headway(J0) Span(0 - 328.084) Lane(0-16)
Low Speed 0
High Speed 99
Posted Limit 30
Speed Limits 30 30 30 30 30 30 30 30 30 30
Separation 0.000
Separation Type Headway
Direction South
Encoded Direction 4

Capital Road Safety Southbound + Average

Column

Time [--	24-hour time (0000 - 2359)
Total	Number in time step
Cls 1	Class totals
Cls 2	Class totals
Cls 3	Class totals
Cls 4	Class totals
Cls 5	Class totals
Cls 6	Class totals
Cls 7	Class totals
Cls 8	Class totals
Cls 9	Class totals
Cls 10	Class totals
Cls 11	Class totals
Mean	Average speed
Vpp 85	Percentile speed

Capital Road Safety Southbound + Average

Report Id - CustomList-721

Site Name - 2004

Description - Daisley House, Holders Green Road, Lindsell, Essex, CM6 3QL approx 50m S of access [30MPH]

Direction - South

29 April 2023

Time [--]	Total	Cls 1	Cls 2	Cls 3	Cls 4	Cls 5	Cls 6	Cls 7	Cls 8	Cls 9	Cls 10	Cls 11	Mean	Vpp 85
0000	1	0	0	1	0	0	0	0	0	0	0	0	23.1	-
0100	0	0	0	0	0	0	0	0	0	0	0	0	0	-
0200	0	0	0	0	0	0	0	0	0	0	0	0	0	-
0300	0	0	0	0	0	0	0	0	0	0	0	0	0	-
0400	0	0	0	0	0	0	0	0	0	0	0	0	0	-
0500	0	0	0	0	0	0	0	0	0	0	0	0	0	-
0600	1	0	0	0	0	0	0	0	1	0	0	0	23.8	-
0700	6	0	0	0	6	0	0	0	0	0	0	0	23	-
0800	5	0	0	2	3	0	0	0	0	0	0	0	23.4	-
0900	12	0	0	2	10	0	0	0	0	0	0	0	22.3	27.4
1000	8	0	0	0	8	0	0	0	0	0	0	0	21.8	-
1100	14	0	0	3	11	0	0	0	0	0	0	0	21.9	27
1200	12	0	0	1	10	1	0	0	0	0	0	0	19.3	24
1300	7	0	0	2	5	0	0	0	0	0	0	0	22.8	-
1400	4	1	0	1	2	0	0	0	0	0	0	0	19.8	-
1500	6	0	0	1	4	1	0	0	0	0	0	0	21.1	-
1600	9	0	0	1	8	0	0	0	0	0	0	0	21.6	-
1700	6	0	0	2	3	0	1	0	0	0	0	0	20.7	-
1800	8	0	0	3	5	0	0	0	0	0	0	0	19.1	-
1900	5	0	0	1	4	0	0	0	0	0	0	0	23.4	-
2000	3	0	0	1	2	0	0	0	0	0	0	0	21.6	-
2100	1	0	0	0	1	0	0	0	0	0	0	0	24	-
2200	1	0	0	0	1	0	0	0	0	0	0	0	15.4	-
2300	1	0	0	0	1	0	0	0	0	0	0	0	21.1	-
07-19	97	1	0	18	75	2	1	0	0	0	0	0	21.4	26.2
06-22	107	1	0	20	82	2	1	0	1	0	0	0	21.5	25.5
06-00	109	1	0	20	84	2	1	0	1	0	0	0	21.4	25.4
00-00	110	1	0	21	84	2	1	0	1	0	0	0	21.5	25.3

Capital Road Safety Southbound + Average

Report Id - CustomList-721

Site Name - 2004

Description - Daisyley House, Holders Green Road, Lindsell, Essex, CM6 3QL approx 50m S of access [30MPH]

Direction - South

30 April 2023

Time [--]	Total	Cls 1	Cls 2	Cls 3	Cls 4	Cls 5	Cls 6	Cls 7	Cls 8	Cls 9	Cls 10	Cls 11	Mean	Vpp 85
0000	0	0	0	0	0	0	0	0	0	0	0	0	0 -	-
0100	0	0	0	0	0	0	0	0	0	0	0	0	0 -	-
0200	1	0	0	0	1	0	0	0	0	0	0	0	26.8 -	-
0300	1	0	0	1	0	0	0	0	0	0	0	0	19 -	-
0400	0	0	0	0	0	0	0	0	0	0	0	0	0 -	-
0500	0	0	0	0	0	0	0	0	0	0	0	0	0 -	-
0600	0	0	0	0	0	0	0	0	0	0	0	0	0 -	-
0700	2	0	0	1	1	0	0	0	0	0	0	0	19.8 -	-
0800	3	0	0	2	1	0	0	0	0	0	0	0	18.5 -	-
0900	7	1	0	2	4	0	0	0	0	0	0	0	23.2 -	-
1000	9	1	0	2	5	0	0	0	0	0	1	0	20.5 -	-
1100	7	1	0	0	6	0	0	0	0	0	0	0	20.9 -	-
1200	15	0	1	4	10	0	0	0	0	0	0	0	19.3	22.3
1300	10	0	0	3	7	0	0	0	0	0	0	0	20.8 -	-
1400	5	0	0	0	5	0	0	0	0	0	0	0	20.6 -	-
1500	0	0	0	0	0	0	0	0	0	0	0	0	0 -	-
1600	4	0	1	2	1	0	0	0	0	0	0	0	15.6 -	-
1700	5	0	1	0	4	0	0	0	0	0	0	0	20.8 -	-
1800	4	0	0	0	4	0	0	0	0	0	0	0	20.1 -	-
1900	4	0	0	3	1	0	0	0	0	0	0	0	24.3 -	-
2000	3	0	0	0	3	0	0	0	0	0	0	0	21.8 -	-
2100	3	0	0	0	2	1	0	0	0	0	0	0	24.8 -	-
2200	0	0	0	0	0	0	0	0	0	0	0	0	0 -	-
2300	0	0	0	0	0	0	0	0	0	0	0	0	0 -	-
07-19	71	3	3	16	48	0	0	0	0	0	1	0	20.2	25.3
06-22	81	3	3	19	54	1	0	0	0	0	1	0	20.7	26.1
06-00	81	3	3	19	54	1	0	0	0	0	1	0	20.7	26.1
00-00	83	3	3	20	55	1	0	0	0	0	1	0	20.7	26.3

Capital Road Safety Southbound + Average

Report Id - CustomList-721

Site Name - 2004

Description - Daisyley House, Holders Green Road, Lindsell, Essex, CM6 3QL approx 50m S of access [30MPH]

Direction - South

01 May 2023

Time [--]	Total	Cls 1	Cls 2	Cls 3	Cls 4	Cls 5	Cls 6	Cls 7	Cls 8	Cls 9	Cls 10	Cls 11	Mean	Vpp 85
0000	0	0	0	0	0	0	0	0	0	0	0	0	0 -	-
0100	0	0	0	0	0	0	0	0	0	0	0	0	0 -	-
0200	0	0	0	0	0	0	0	0	0	0	0	0	0 -	-
0300	0	0	0	0	0	0	0	0	0	0	0	0	0 -	-
0400	0	0	0	0	0	0	0	0	0	0	0	0	0 -	-
0500	0	0	0	0	0	0	0	0	0	0	0	0	0 -	-
0600	0	0	0	0	0	0	0	0	0	0	0	0	0 -	-
0700	2	0	0	0	2	0	0	0	0	0	0	0	23.5	-
0800	2	0	0	0	2	0	0	0	0	0	0	0	23.1	-
0900	5	0	0	0	5	0	0	0	0	0	0	0	21.6	-
1000	2	0	0	0	2	0	0	0	0	0	0	0	17.9	-
1100	6	0	0	1	4	1	0	0	0	0	0	0	19.7	-
1200	7	0	0	2	5	0	0	0	0	0	0	0	24.3	-
1300	7	0	0	1	5	1	0	0	0	0	0	0	19	-
1400	3	0	1	0	2	0	0	0	0	0	0	0	16.1	-
1500	7	0	0	1	6	0	0	0	0	0	0	0	24.8	-
1600	5	0	0	1	4	0	0	0	0	0	0	0	22.6	-
1700	3	0	0	0	2	1	0	0	0	0	0	0	17.3	-
1800	1	0	0	1	0	0	0	0	0	0	0	0	12	-
1900	3	0	0	1	2	0	0	0	0	0	0	0	17.4	-
2000	3	0	0	1	1	1	0	0	0	0	0	0	24.6	-
2100	3	1	0	1	0	1	0	0	0	0	0	0	16.3	-
2200	0	0	0	0	0	0	0	0	0	0	0	0	0 -	-
2300	0	0	0	0	0	0	0	0	0	0	0	0	0 -	-
07-19	50	0	1	7	39	3	0	0	0	0	0	0	21.1	25.2
06-22	59	1	1	10	42	5	0	0	0	0	0	0	20.9	25.4
06-00	59	1	1	10	42	5	0	0	0	0	0	0	20.9	25.4
00-00	59	1	1	10	42	5	0	0	0	0	0	0	20.9	25.4

Capital Road Safety Southbound + Average

Report Id - CustomList-721

Site Name - 2004

Description - Daisyley House, Holders Green Road, Lindsell, Essex, CM6 3QL approx 50m S of access [30MPH]

Direction - South

02 May 2023

Time [--]	Total	Cls 1	Cls 2	Cls 3	Cls 4	Cls 5	Cls 6	Cls 7	Cls 8	Cls 9	Cls 10	Cls 11	Mean	Vpp 85
0000	0	0	0	0	0	0	0	0	0	0	0	0	0 -	-
0100	0	0	0	0	0	0	0	0	0	0	0	0	0 -	-
0200	0	0	0	0	0	0	0	0	0	0	0	0	0 -	-
0300	0	0	0	0	0	0	0	0	0	0	0	0	0 -	-
0400	1	0	0	0	1	0	0	0	0	0	0	0	24.8	-
0500	1	0	0	1	0	0	0	0	0	0	0	0	17.1	-
0600	4	0	0	2	2	0	0	0	0	0	0	0	23	-
0700	10	0	0	4	5	1	0	0	0	0	0	0	20.9	-
0800	17	0	0	2	13	2	0	0	0	0	0	0	20.7	26.2
0900	10	0	0	4	5	0	1	0	0	0	0	0	22.3	-
1000	9	0	0	2	6	1	0	0	0	0	0	0	20.3	-
1100	11	0	0	1	6	3	0	0	1	0	0	0	18.5	21.7
1200	15	1	0	3	10	1	0	0	0	0	0	0	21.1	25.7
1300	4	0	0	2	2	0	0	0	0	0	0	0	22.6	-
1400	4	0	0	3	0	1	0	0	0	0	0	0	14.7	-
1500	15	0	0	1	13	1	0	0	0	0	0	0	21.5	26.3
1600	15	0	0	4	11	0	0	0	0	0	0	0	21.2	25.1
1700	7	0	0	1	6	0	0	0	0	0	0	0	19.4	-
1800	5	0	0	1	4	0	0	0	0	0	0	0	23.7	-
1900	4	0	0	1	2	1	0	0	0	0	0	0	24.4	-
2000	1	0	0	0	1	0	0	0	0	0	0	0	15.1	-
2100	3	0	0	0	3	0	0	0	0	0	0	0	18.8	-
2200	0	0	0	0	0	0	0	0	0	0	0	0	0 -	-
2300	1	0	0	1	0	0	0	0	0	0	0	0	18.4	-
07-19	122	1	0	28	81	10	1	0	1	0	0	0	20.8	25.3
06-22	134	1	0	31	89	11	1	0	1	0	0	0	20.8	25.5
06-00	135	1	0	32	89	11	1	0	1	0	0	0	20.8	25.5
00-00	137	1	0	33	90	11	1	0	1	0	0	0	20.8	25.4

Capital Road Safety Southbound + Average

Report Id - CustomList-721

Site Name - 2004

Description - Daisyley House, Holders Green Road, Lindsell, Essex, CM6 3QL approx 50m S of access [30MPH]

Direction - South

03 May 2023

Time [--]	Total	Cls 1	Cls 2	Cls 3	Cls 4	Cls 5	Cls 6	Cls 7	Cls 8	Cls 9	Cls 10	Cls 11	Mean	Vpp 85
0000	1	0	0	0	1	0	0	0	0	0	0	0	13.3	-
0100	0	0	0	0	0	0	0	0	0	0	0	0	-	-
0200	0	0	0	0	0	0	0	0	0	0	0	0	-	-
0300	0	0	0	0	0	0	0	0	0	0	0	0	-	-
0400	1	0	0	0	1	0	0	0	0	0	0	0	19.2	-
0500	0	0	0	0	0	0	0	0	0	0	0	0	-	-
0600	1	0	0	1	0	0	0	0	0	0	0	0	25.6	-
0700	10	0	0	2	8	0	0	0	0	0	0	0	21.7	-
0800	13	0	0	2	8	3	0	0	0	0	0	0	22.4	26.4
0900	6	0	0	2	4	0	0	0	0	0	0	0	21.5	-
1000	7	0	0	5	1	1	0	0	0	0	0	0	21.6	-
1100	23	0	0	5	16	2	0	0	0	0	0	0	21	23.8
1200	15	0	0	3	11	1	0	0	0	0	0	0	20.8	23.9
1300	19	1	0	6	12	0	0	0	0	0	0	0	19.2	26.2
1400	9	0	1	1	7	0	0	0	0	0	0	0	22.2	-
1500	22	0	0	5	16	1	0	0	0	0	0	0	21.9	25.1
1600	22	1	0	9	11	1	0	0	0	0	0	0	20.8	26
1700	14	0	0	1	11	1	0	0	1	0	0	0	22	24.5
1800	10	0	1	1	8	0	0	0	0	0	0	0	20.4	-
1900	2	0	0	1	1	0	0	0	0	0	0	0	17.1	-
2000	7	0	0	1	4	2	0	0	0	0	0	0	22.7	-
2100	2	0	0	1	1	0	0	0	0	0	0	0	27.5	-
2200	1	0	0	1	0	0	0	0	0	0	0	0	14.4	-
2300	1	0	0	0	0	0	0	0	1	0	0	0	17.1	-
07-19	170	2	2	42	113	10	0	0	1	0	0	0	21.2	25.8
06-22	182	2	2	46	119	12	0	0	1	0	0	0	21.3	25.8
06-00	184	2	2	47	119	12	0	0	2	0	0	0	21.2	25.8
00-00	186	2	2	47	121	12	0	0	2	0	0	0	21.2	25.8

Capital Road Safety Southbound + Average

Report Id - CustomList-721

Site Name - 2004

Description - Daisyley House, Holders Green Road, Lindsell, Essex, CM6 3QL approx 50m S of access [30MPH]

Direction - South

04 May 2023

Time [--]	Total	Cls 1	Cls 2	Cls 3	Cls 4	Cls 5	Cls 6	Cls 7	Cls 8	Cls 9	Cls 10	Cls 11	Mean	Vpp 85
0000	1	0	0	1	0	0	0	0	0	0	0	0	27	-
0100	0	0	0	0	0	0	0	0	0	0	0	0	0	-
0200	0	0	0	0	0	0	0	0	0	0	0	0	0	-
0300	0	0	0	0	0	0	0	0	0	0	0	0	0	-
0400	1	0	0	0	1	0	0	0	0	0	0	0	20.8	-
0500	1	0	0	1	0	0	0	0	0	0	0	0	21.2	-
0600	6	0	0	4	2	0	0	0	0	0	0	0	25.2	-
0700	10	0	0	3	5	1	0	0	1	0	0	0	21.1	-
0800	15	0	0	1	12	2	0	0	0	0	0	0	21.7	26.4
0900	16	0	1	2	13	0	0	0	0	0	0	0	20	24.1
1000	15	0	1	5	7	1	0	1	0	0	0	0	20.7	26.1
1100	12	0	0	4	8	0	0	0	0	0	0	0	19.7	23.3
1200	11	0	0	1	10	0	0	0	0	0	0	0	22.5	27.1
1300	22	1	0	8	11	2	0	0	0	0	0	0	21.2	27.1
1400	11	0	1	2	7	0	0	0	1	0	0	0	19.2	24
1500	14	0	0	2	11	0	0	0	1	0	0	0	18.2	24.1
1600	19	0	5	4	9	1	0	0	0	0	0	0	16.6	23.8
1700	18	0	1	3	14	0	0	0	0	0	0	0	21.1	25.1
1800	8	0	0	5	3	0	0	0	0	0	0	0	20.5	-
1900	10	0	0	1	8	0	0	0	0	0	1	0	20.4	-
2000	4	0	0	1	3	0	0	0	0	0	0	0	20.7	-
2100	2	0	0	1	1	0	0	0	0	0	0	0	24.6	-
2200	0	0	0	0	0	0	0	0	0	0	0	0	0	-
2300	0	0	0	0	0	0	0	0	0	0	0	0	0	-
07-19	171	1	9	40	110	7	0	1	3	0	0	0	20.1	25.4
06-22	193	1	9	47	124	7	0	1	3	0	1	0	20.4	25.7
06-00	193	1	9	47	124	7	0	1	3	0	1	0	20.4	25.7
00-00	196	1	9	49	125	7	0	1	3	0	1	0	20.4	25.7

Capital Road Safety Southbound + Average

Report Id - CustomList-721

Site Name - 2004

Description - Daisyley House, Holders Green Road, Lindsell, Essex, CM6 3QL approx 50m S of access [30MPH]

Direction - South

05 May 2023

Time [--]	Total	Cls 1	Cls 2	Cls 3	Cls 4	Cls 5	Cls 6	Cls 7	Cls 8	Cls 9	Cls 10	Cls 11	Mean	Vpp 85
0000	1	0	0	0	1	0	0	0	0	0	0	0	13.5	-
0100	0	0	0	0	0	0	0	0	0	0	0	0	-	-
0200	0	0	0	0	0	0	0	0	0	0	0	0	-	-
0300	0	0	0	0	0	0	0	0	0	0	0	0	-	-
0400	0	0	0	0	0	0	0	0	0	0	0	0	-	-
0500	0	0	0	0	0	0	0	0	0	0	0	0	-	-
0600	4	0	0	2	2	0	0	0	0	0	0	0	23.7	-
0700	9	0	0	3	6	0	0	0	0	0	0	0	21.9	-
0800	13	0	0	2	8	2	0	0	1	0	0	0	20.6	25.8
0900	11	0	0	3	8	0	0	0	0	0	0	0	19.5	24
1000	15	0	0	5	8	1	0	0	1	0	0	0	22.2	27.4
1100	15	0	0	4	9	1	0	0	1	0	0	0	20.3	26.2
1200	12	1	0	2	8	1	0	0	0	0	0	0	22.1	28.2
1300	10	0	0	3	5	2	0	0	0	0	0	0	22.4	-
1400	22	0	0	4	16	2	0	0	0	0	0	0	22.8	25.4
1500	12	0	0	2	8	2	0	0	0	0	0	0	23.8	26.3
1600	9	0	0	1	7	0	0	0	1	0	0	0	20.7	-
1700	13	0	0	3	9	1	0	0	0	0	0	0	20.5	24.3
1800	5	0	0	2	3	0	0	0	0	0	0	0	22	-
1900	10	0	0	2	8	0	0	0	0	0	0	0	21.8	-
2000	3	0	0	1	2	0	0	0	0	0	0	0	23.3	-
2100	2	0	0	1	1	0	0	0	0	0	0	0	26.3	-
2200	4	0	0	2	1	0	0	0	1	0	0	0	22.5	-
2300	0	0	0	0	0	0	0	0	0	0	0	0	-	-
07-19	146	1	0	34	95	12	0	0	4	0	0	0	21.6	25.9
06-22	165	1	0	40	108	12	0	0	4	0	0	0	21.8	25.9
06-00	169	1	0	42	109	12	0	0	5	0	0	0	21.8	25.9
00-00	170	1	0	42	110	12	0	0	5	0	0	0	21.7	25.9

Capital Road Safety Southbound + Average

Report Id - CustomList-721

Site Name - 2004

Description - Daisley House, Holders Green Road, Lindsell, Essex, CM6 3QL approx 50m S of access [30MPH]

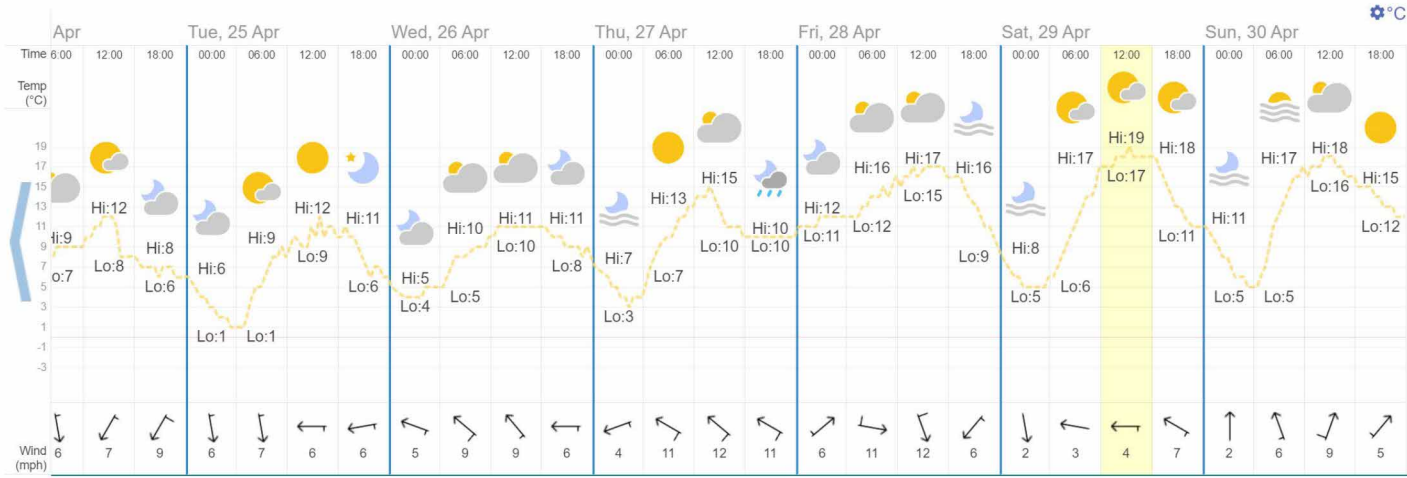
Direction - South

Grand Total

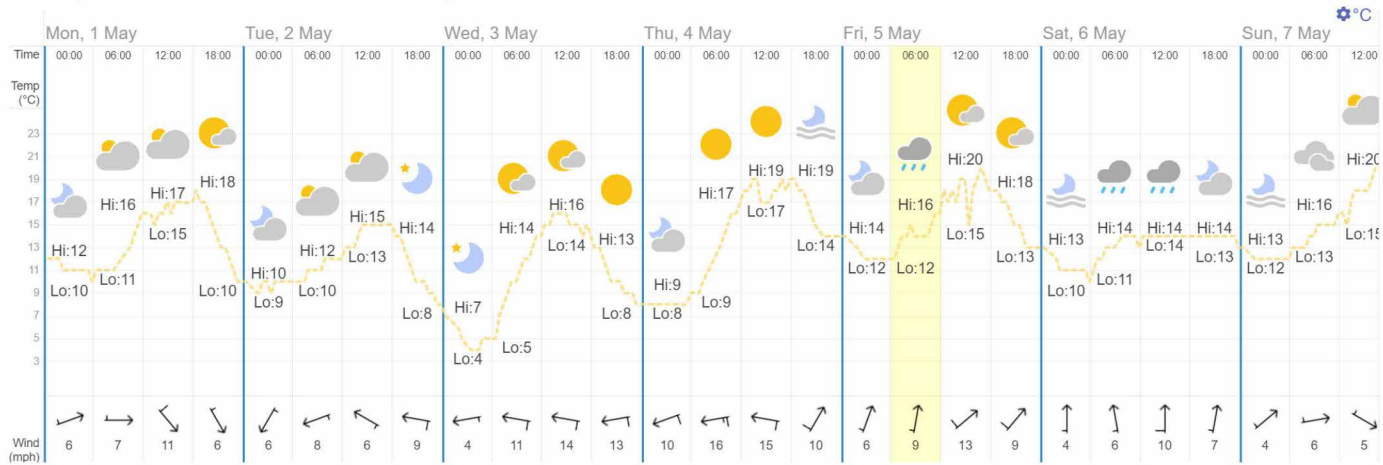
Time [--]	Total	Cls 1	Cls 2	Cls 3	Cls 4	Cls 5	Cls 6	Cls 7	Cls 8	Cls 9	Cls 10	Cls 11	Mean	Vpp 85
--	941	10	15	222	627	50	2	1	12	0	2	0	21	25.7

Appendix C
Weather Data

April 2023 Weather in Lindsell — Graph



May 2023 Weather in Lindsell — Graph



Appendix D

MfS2 Visibility Calculation Sheets

Site Location: Holders Green Road, Lindsell, northbound

$$SSD = vt + v^2 / 2(d + 0.1a)$$

HGV/Bus percentage 0.00%

v = speed (m/s)

t = driver perception-reaction time (s)

d = deceleration (m/s²)

a = longitudinal gradient (% , + up, - down)

Design speed	Vehicle type	Reaction time (t)	Deceleration rate (d)
60kph & below	Light vehicles	1.5s	0.45g
	HGV	1.5s	0.375g
	Bus	1.5s	0.375g
above 60kph	All types	2.0s	0.375g (absolute min SSD)
	All types	2.0s	0.25g (desirable min SSD)

v (mph) =

24.8

v (m/s) =

11.09

t (s) =

1.5

d (g) =

0.45

d (m/s²) =

4.41

a (%) =

0

SSD (m) =

30.6

add bonnet length of 2.4m = (m)

33.0

Site Location: Holders Green Road, Lindsell, southbound

$$SSD = vt + v^2 / 2(d + 0.1a)$$

HGV/Bus percentage 0.00%

v = speed (m/s)

t = driver perception-reaction time (s)

d = deceleration (m/s²)

a = longitudinal gradient (% , + up, - down)

Design speed	Vehicle type	Reaction time (t)	Deceleration rate (d)
60kph & below	Light vehicles	1.5s	0.45g
	HGV	1.5s	0.375g
	Bus	1.5s	0.375g
above 60kph	All types	2.0s	0.375g (absolute min SSD)
	All types	2.0s	0.25g (desirable min SSD)

v (mph) =

17

v (m/s) =

7.60

t (s) =

1.5

d (g) =

0.45

d (m/s²) =

4.41

a (%) =

0

SSD (m) =

17.9

add bonnet length of 2.4m = (m)

20.3

Capital Road Safety Ltd.

Cross End, Pebmarsh, Essex, CO9 2NU.

Tel 01787 388215

Email enquiries@capitalroadsafety.com

Web www.capitalroadsafety.com