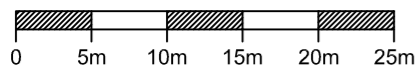




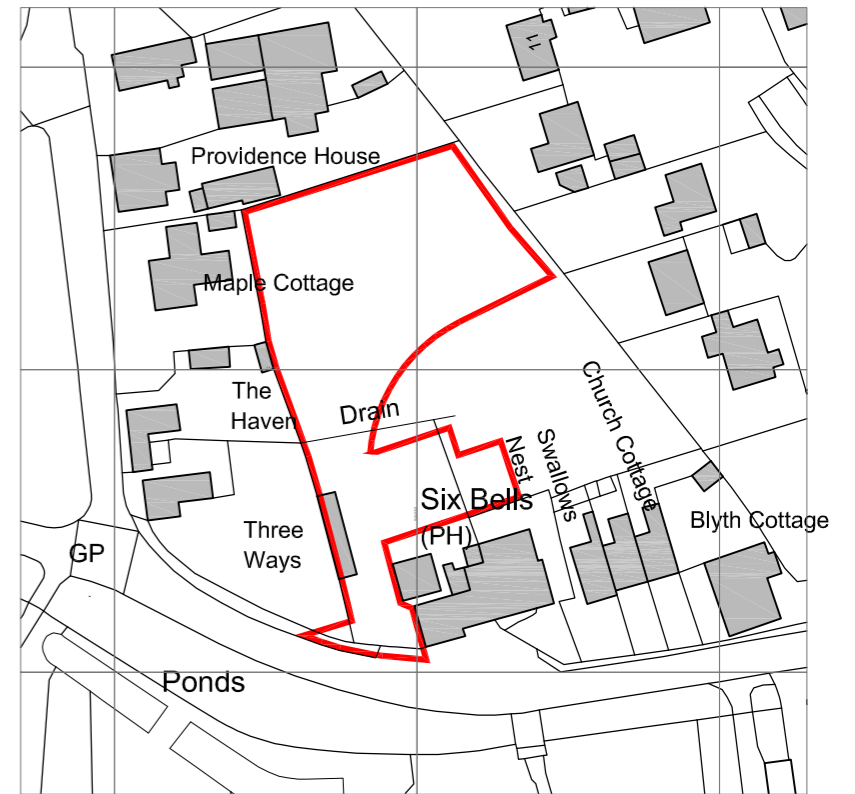
Block Plan

1:500 scale



NOTES

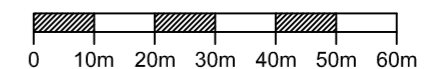
- GENERAL NOTES:
 1. THIS DRAWING IS TO BE READ IN CONJUNCTION WITH THE OTHER RELEVANT CONSULTANTS DRAWINGS.
 2. ALL FINISHES ARE TO CONFORM TO THE CURRENT BUILDING REGULATIONS.
 3. REFER TO A SEPARATE DOCUMENT FOR THE DESIGNER'S RISK ASSESSMENT.
 4. ALL WORKS OR MATERIALS INDICATED ON THIS DRAWING ARE TO BE TO THE LATEST RELEVANT BRITISH STANDARDS AND CARRIED OUT IN ACCORDANCE WITH THE BRITISH STANDARDS CODES OF PRACTICE OR RECOMMENDED INSTITUTE OR TRADE ASSOCIATION RECOMMENDATIONS AND PUBLICATIONS.



Ordnance Survey, (c) Crown Copyright 2022. All rights reserved. Licence number 100022432

Location Plan

1:1250 scale



P1	Oct 2023	Planning Application	JCB
Revision	Date	Description	Drawn

PLC ARCHITECTS
 Lansdowne House
 25-26 Hampshire Terrace
 Portsmouth PO1 2QF
 Hampshire England
 Tel: (023) 92 755 333
 E-Mail: admh@plcarchitects.com
 Web: www.plcarchitects.com

Client:
 Project:
The Six Bells PH,
 Church Rd, Felsham,
 Bury Saint Edmunds, IP30 0PJ

Drawing Title:
Block Plan
 Location Plan

Drawn By	Date	Checked By	Date	Approved By	Date
JCB	Sep' 23				

Drawing No.	Revision	Scale
22 - 3395 - 113	P1	As Stated @ A3

PLC ARCHITECTS © COPYRIGHT RESERVED 2021
 NOT TO BE SCALED. DIMENSIONS TO BE CHECKED ON SITE
 SCALING ONLY FOR LOCAL AUTHORITY PURPOSES