

NORTH WALTHAM VILLAGE TRUST
REFURBISHMENT OF CHILDRENS PLAY AREA

DESIGN PROPOSALS

Document Number: NWVT 011

NORTH WALTHAM VILLAGE TRUST - CUCKOO MEADOW PLAY AREA

Date: 15-09-2023
 Drawn by: N Sharman
 Design ref: 10696182095 REV1

YOUR PLAY AREA PROPOSAL INCLUDES:

PHASE 1

- 1. Westbrook Keep
- A. Woodland Blend Bound Rubber Mulch (Shown)

PHASE 2

- 2. Big Tractor
- A. Woodland Blend Bound Rubber Mulch (Shown)

PHASE 3

- 3. Pico Mantis Log Climber
- A. Woodland Blend Bound Rubber Mulch (Shown)

PHASE 4

- 4. Wildlife Wheelspin Inclusive Roundabout
- A. Woodland Blend Bound Rubber Mulch (Shown)



OVERVIEW OF ALL PHASES
 SHOWN WITH WOODLAND BLEND BOUND RUBBER MULCH



Creators of Amazing Play Spaces

www.sawscapesplay.co.uk | info@sawscapesplay.co.uk | 01420 257234


To extend the lifetime of our timber products, all our upright posts are installed using steel feet, unless otherwise specified (as shown in the visuals, above & left)

NORTH WALTHAM VILLAGE TRUST - CUCKOO MEADOW PLAY AREA

Date: 15-09-2023

Drawn by: N Sharman


Design ref: 10696182095 REV1



Lower Level Deck & Entrance Points



Customisable HDPE Shield Panels



**PHASE 1
WESTBROOK
KEEP**
SHOWN WITH WOODLAND
BLEND BOUND
RUBBER MULCH



Creators of Amazing Play Spaces



www.sawscapesplay.co.uk



info@sawscapesplay.co.uk



01420 257234

NORTH WALTHAM VILLAGE TRUST - CUCKOO MEADOW PLAY AREA

Date: 15-09-2023

Drawn by: N Sharman

Design ref: 10696182095 REV1

**PHASE 1
WESTBROOK
KEEP**

SHOWN WITH WOODLAND
BLEND BOUND
RUBBER MULCH

Customisable HDPE Flag Panels



Lower Level Deck
& Entrance Points

Customisable HDPE Shield Panels



Sawscapes Play

Creators of Amazing Play Spaces



www.sawscapesplay.co.uk



info@sawscapesplay.co.uk



01420 257234

NORTH WALTHAM VILLAGE TRUST - CUCKOO MEADOW PLAY AREA

Date: 15-09-2023

Drawn by: N Sharman

Design ref: 10696182095 REV1



HDPE 'Cab' Roof Panels & 'Wheel Arches'

**PHASE 2
BIG
TRACTOR**
SHOWN WITH WOODLAND
BLEND BOUND
RUBBER MULCH

'Small Wheel'
Timber Embellishments
& HDPE Engraved
Engine Panels

'Big Wheel'
Crawl Through
Tunnel

Sawscapes Play

Creators of Amazing Play Spaces



www.sawscapesplay.co.uk



info@sawscapesplay.co.uk



01420 257234

NORTH WALTHAM VILLAGE TRUST - CUCKOO MEADOW PLAY AREA

Date: 15-09-2023

Drawn by: N Sharman

Design ref: 10696182095 REV1

PHASE 2
BIG
TRACTOR

SHOWN WITH WOODLAND
BLEND BOUND
RUBBER MULCH



Sawscapes Play

Creators of Amazing Play Spaces



www.sawscapesplay.co.uk



info@sawscapesplay.co.uk



01420 257234

NORTH WALTHAM VILLAGE TRUST - CUCKOO MEADOW PLAY AREA


Date: 15-09-2023

Drawn by: N Sharman

Design ref: 10696182095 REV1



**PHASE 3
PICO
MANTIS**
SHOWN WITH WOODLAND
BLEND BOUND
RUBBER MULCH



Sawscapes Play

Creators of Amazing Play Spaces



www.sawscapesplay.co.uk



info@sawscapesplay.co.uk



01420 257234

NORTH WALTHAM VILLAGE TRUST - CUCKOO MEADOW PLAY AREA

Date: 15-09-2023

Drawn by: N Sharman

Design ref: 10696182095 REV1



**PHASE 3
PICO
MANTIS**
SHOWN WITH WOODLAND
BLEND BOUND
RUBBER MULCH

Existing Tree
Stump



Sawscapes Play

Creators of Amazing Play Spaces



www.sawscapesplay.co.uk



info@sawscapesplay.co.uk




01420 257234

NORTH WALTHAM VILLAGE TRUST - CUCKOO MEADOW PLAY AREA

Date: 15-09-2023

Drawn by: N Sharman

Design ref: 10696182095 REV1



Sawscapes Play

Creators of Amazing Play Spaces



www.sawscapesplay.co.uk



info@sawscapesplay.co.uk



01420 257234



IMAGINATIVE & CREATIVE PLAY

Boats, Castles and Themes

Westbrook Keep

IC-BCT-WESKEE-S



Customisable
Engraved HDPE
Flag Panels

Customisable
Engraved HDPE
Shield Panels

TECHNICAL SPECIFICATION

Item measures:
6835mm L x 5866mm W x 3755mm H

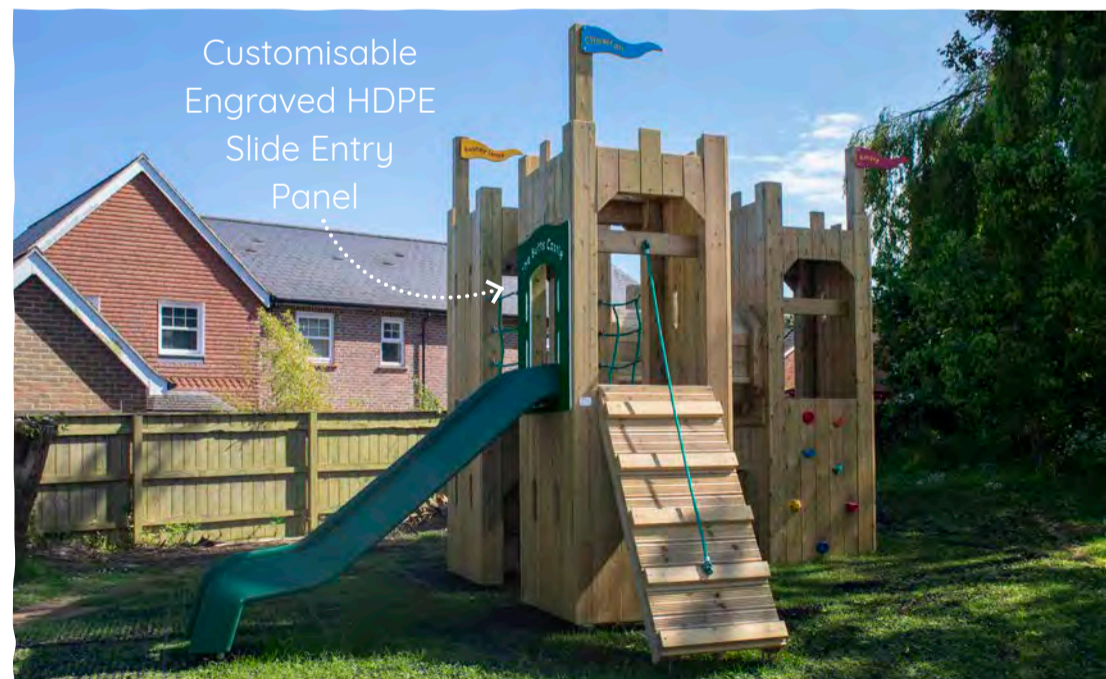
Fall space measures: 10433mm x 8862mm

Fall space area: 52.4m²

Fall height: 1.5m

Age Range: 5+

A x4 tower play unit, featuring a pull up ramp, access net, climbing wall, timber tunnel, rattle bridge, balance bridge, fire pole and stainless steel or HDPE slide. Customisable panels available.



Customisable
Engraved HDPE
Slide Entry
Panel

Sawscapes Play



IMAGINATIVE & CREATIVE PLAY

Boats, Castles and Themes

Big Tractor

IC-BCT-BIGTRA-S



TECHNICAL SPECIFICATION

Item measures:

4690mm L x 2070mm W x 2730mm H

Fall space measures: 8205mm x 5086mm

Fall space area: 30.4m²

Fall height: 0.9m - 1m

Age Range: 4+

Come and drive The Big Tractor! Featuring a Rockhold Climbing Ramp, Crawl Through 'Big Tyre' Tunnel, Stainless Steel or HDPE Slide, HDPE Panels and Roof and a Steering Wheel.



Sawscapes Play



ACTIVE PLAY

Log Climbers

Pico Mantis

AP-LC-PICMAN-R



TECHNICAL SPECIFICATION

Item measures:
4187mm L x 1284mm W x 2030mm H

Fall space measures: 7495mm x 4105mm

Fall space area: 25.9m²

Fall height: 0.9m

Age Range: 4+

Designed to fit in more narrow spaces, the Pico Mantis combines logs and nets at a lower level for smaller explorers. Encourages problem solving and building confidence in their own physical ability.



Sawscapes Play



ACTIVE PLAY

Roundabouts

Wildlife Wheelspin

AP-RO-WHESPI-B



TECHNICAL SPECIFICATION

Item measures:

2080mm L x 2080mm W x 850mm H

Fall space measures 6080m x 6080m:

Fall space area: 25.6m²

Fall height: 1m

Age Range: 3+ years

The Wheelspin design provides enough room for the whole family! With space for two regular wheelchairs or one larger, power assisted chair.



Sawscapes Play



Agri-Flex



Earth Tone 1



Woodland



Spring Grass



Redwood 1



Autumn



Jungle Jump



Earth Tone 2

TECHNICAL SPECIFICATION

- Tested according to the requirements of BS EN 1176 and BS EN 1177
- Long lasting and durable
- Non-slip properties
- Free draining and porous
- Impact absorbent up to a fall height of 2.1m, depending on the mm depth it is laid at based off the proposed play equipment's critical fall height requirements.
- Variety of colours available as shown

Agri-flex is produced from 100% Recycled Rubber, combined with high-grade resins, creating the look of aggregate. It provides a strong, durable, yet natural looking surface.





Bound Rubber Mulch




Earth Tone 1



Woodland



Spring Grass



Redwood 1



Autumn



Jungle Jump



Earth Tone 2

TECHNICAL SPECIFICATION

- Tested according to the requirements of BS EN 1176 and BS EN 1177
- Long lasting and durable
- Non-slip properties
- Free draining and porous
- Impact absorbent up to a fall height of 3m, depending on the mm depth it is laid at based off the proposed play equipment's critical fall height requirements.
- Variety of colours available as shown

Bound Rubber Mulch comes in a variety of natural, rustic and in-keeping earth tones, which works perfectly in rural locations and is a safe, durable solution for safety surfacing.

