











Notes

-  College boundary
-  Vehicular route and access
-  Pedestrian route and areas of congestion
-  Building Entrance
-  Mature tree canopy with dense shrubs beneath and associated estimated roof protection zone
-  Steep slope to ground
-  Direction of slope of ground
-  Existing ground levels

Trees and root protection zones indicative. Refer to Barrell Tree Consultancy Arboricultural Impact Assessment for details of existing trees. Refer to TGD Landscape drawings for details of landscape proposals.

Rev/ Date Drawn By / Checked By

Project Music School

Client Peter Symonds College

Drawing Site Analysis Plan
Access, Landform and Trees

Date Sept 22 Scale 1:500 @ A3

Project No 220302 Drawing No 002 Revision P01



Richmond House | Main Road | Otterburne
Widford | Herefordshire | SO21 2EG
TKS.co.uk | Office@tksa.co.uk | 01962 714007

TKS Architects is the trading name of TKS Architects Limited.
The copyright of this drawing is vested in the architect. It must not be copied
or reproduced in any form without the written permission of the architect.
All contractors must visit the site and be responsible for taking and checking all
dimensions relative to the work shown on the drawing.