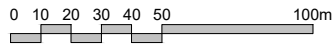
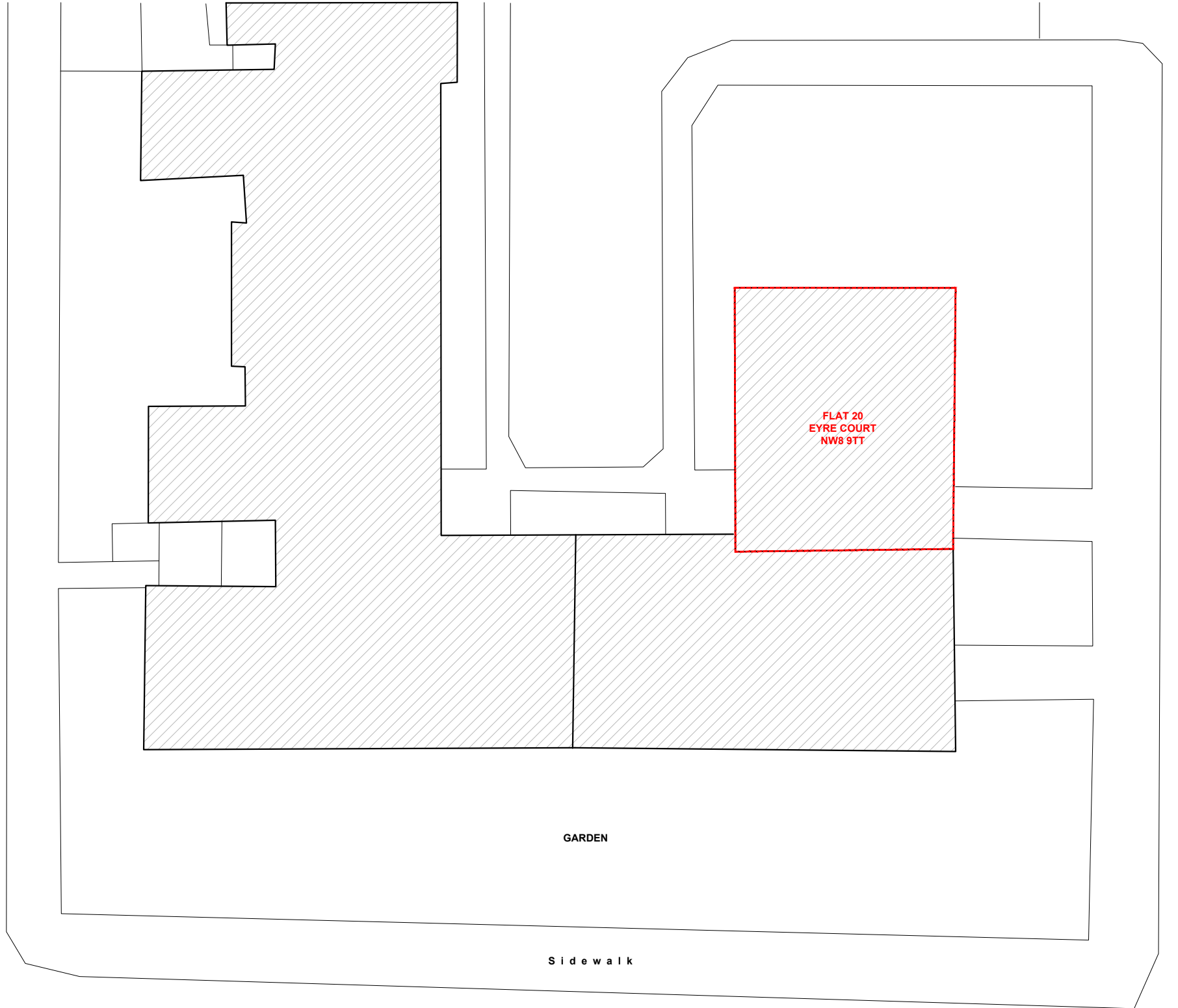


A | SITE PLAN

SCALE: 1:1250 (A1) / 1:2500 (A3)



WAVERLEY PLACE



FINCHLEY ROAD

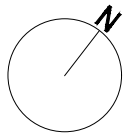
GARDEN

Sidewalk

GROVE END ROAD

B | EXISTING BLOCK PLAN

SCALE: 1:100 (A1) / 1:300 (A3)



PLANNING:
NO WORKS SHOULD BE CARRIED OUT ON A LISTED BUILDING WITHOUT LISTED BUILDING CONSENT.

BUILDING REGULATIONS:
ALL WORKS MUST BE CARRIED OUT IN LINE WITH CURRENT BUILDING REGULATION AND STANDARDS.

STRUCTURAL WORKS:
NO STRUCTURAL WORKS SHOULD BE CARRIED OUT WITHOUT APPROVAL FROM A REGISTERED STRUCTURAL ENGINEER.

WORKMANSHIP:
ALL MATERIALS TO BE FITTED TO MANUFACTURERS RECOMMENDATIONS AND LITERATURE.

ELECTRICAL DRAWINGS:
SMOKE & ALARMS AND HEAT DETECTORS TO BE HARD-WIRED IN ACCORDANCE WITH CURRENT BUILDING REGULATIONS AND STANDARDS.

FIRE HOODS TO BE FITTED ON ALL RECESSED SPOTLIGHTS IN ACCORDANCE WITH CURRENT BUILDING REGULATIONS AND STANDARDS.

SETOUT OF LIGHTS:
LIGHT SET OUTS WILL BE ADJUSTED ON-SITE TO ACCOMMODATE EXISTING STRUCTURES. CONTRACTOR TO ENSURE RELATIVE CENTRE LINES AND EQUAL SPACINGS RETAINED WHEN MAKING ADJUSTMENTS.

GENERAL NOTES:
ALL DIMENSIONS SHALL BE CHECKED ON SITE BEFORE COMMENCING ANY WORK OR SHOP DRAWINGS. ANY DISCREPANCIES OCCURRING IN THE DRAWINGS MUST BE BROUGHT TO THE ATTENTION OF THE ARCHITECT BEFORE COMMENCEMENT OF WORK. ALL FIGURED DIMENSIONS SHALL BE TAKEN IN PREFERENCE TO SCALED DIMENSIONS. DO NOT SCALE DRAWINGS.

ALL WORKS TO BE IN ACCORDANCE WITH RELEVANT BUILDING REGULATIONS AND STANDARDS.

ALL MATERIALS TO BE FITTED TO MANUFACTURERS INSTRUCTIONS.

DRAWINGS ARE FOR COSTING PURPOSES ONLY. FINAL CONSTRUCTION DETAILS TO BE ISSUED PRIOR TO COMMENCEMENT ON SITE.

EXISTING STRUCTURE:
EXISTING STRUCTURE INCLUDING BEAMS, WALLS AND LINTELS CARRYING NEW AND ALTERED LOADS ARE TO BE EXPOSED AND CHECKED FOR ADEQUACY PRIOR TO COMMENCEMENT OF WORK AS IF REQUIRED BY THE ENGINEER & BUILDING CONTROL OFFICER.

REV.	DATE	DESCRIPTION

OPSIDESIGN

25 Bristol Mews
London, W9 2JF
www.opsidesign.com

PROJECT NAME:
EYRE COURT

PROJECT NO.:
2307

CLIENT:

ADDRESS:
Flat,
47 Eyre Court
Westminster, London NW8 9TY

TITLE:
SITE & BLOCK PLAN

SCALE:
1:100 (A1) / 1:200 (A3)

DRAWN:
NC

STAGE:
PLANNING

DWG.#:
PL-EX-01

DATE:
29-SEP-2023

CHECKED:
GM / NT

REVISION: