

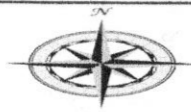


Ground Floor Plan



WESTLEIGH DESIGN



PROPOSED SINGLE STOREY REAR EXTENSION
62 GLENHURST AVENUE BEXLEY KENT DA5 3QN
1:50 @ A3 091123/1 OF 7 15M² EXISTING GROUND FLOOR PLAN