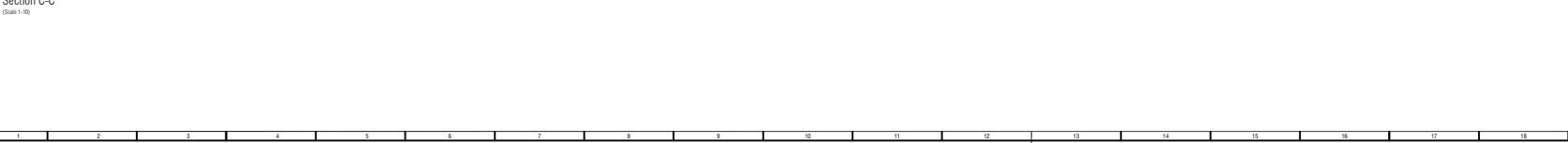
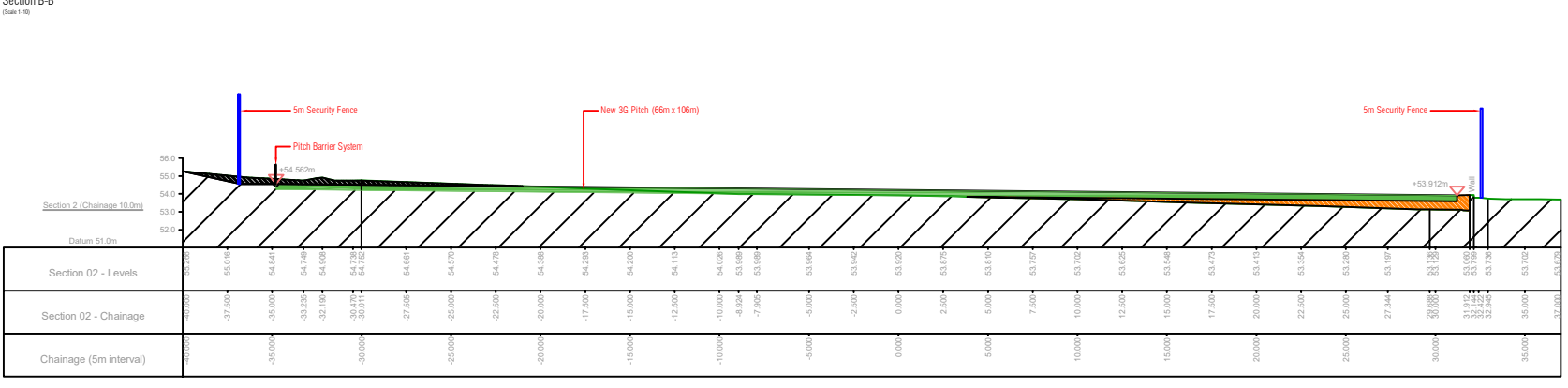



Location Plan (N15)



Key:

- 3G Pitch (66m x 106m)
- Existing Ground Profile
- Ground Cut
- Ground Fill

Notes

1. Do not scale from this drawing.
2. Site works all dimensions prior to construction.
3. Report all discrepancies to the Drawing Officer immediately.
4. This drawing is to be read in conjunction with all relevant documents and drawings.
5. This document is a working tool aimed at facilitating the required design input for a contractor to build the system. Design responsibility remains with the design team and all alterations should be checked for suitability and approved by project team.

Date	Drawn	Checked	Approved	Discipline/Design