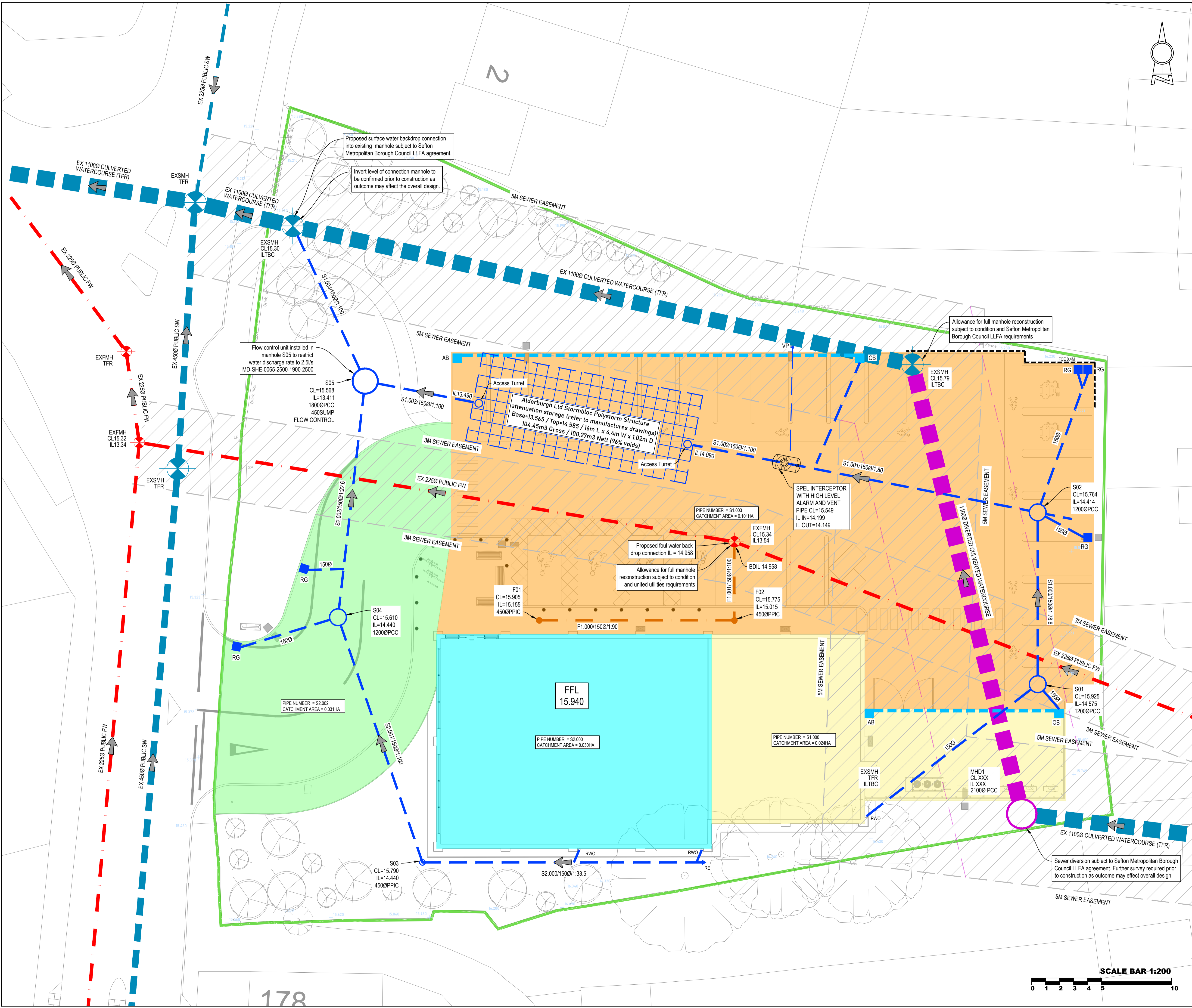
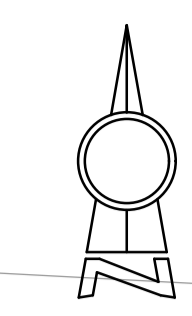


NOTES -

1. This drawing is to be read in conjunction with all relevant Hydrock 3E, architect and M&E consultants drawings and project specifications.
2. Drawing to be read in conjunction with microdrainage model P23-123-SW-Rev 1.



SUBJECT TO THE APPROVAL OF ALL RELEVANT AUTHORITIES

P03	SCALE BAR ADDED					
	A. WALLACE	17/11/23	A. WALLACE	17/11/23	A. WALLACE	17/11/23
P02	UPDATED TO DISTINGUISH LLFA OWNERSHIP					
	J. FOSTER	19/07/23	A. WALLACE	19/07/23	A. WALLACE	19/07/23
P01	PRELIMINARY ISSUE					
	M. HARDMAN	11/07/23	A. WALLACE	11/07/23	A. WALLACE	11/07/23
REV	REVISION NOTES/COMMENTS					
	DRAWN BY	DATE	CHECKED BY	DATE	APPROVED BY	DATE

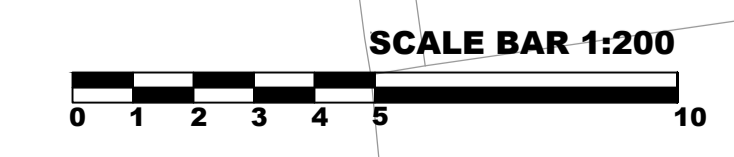


CLIENT
CENTRAL ENGLAND COOPERATIVE

PROJECT
CENTRAL COOP MAGHULL

TITLE
SURFACE WATER CATCHMENT PLAN

HYDROCK PROJECT NO. 29122	SCALE @ A1 1:200	STATUS S2
STATUS DESCRIPTION SUITABLE FOR INFORMATION	REVISION P03	
DRAWING NO. (PROJECT CODE-ORIGINATOR-ZONE-LEVEL-TYPE-ROLE-NUMBER) 29122-HYD-XX-XX-DR-C-0001		



178