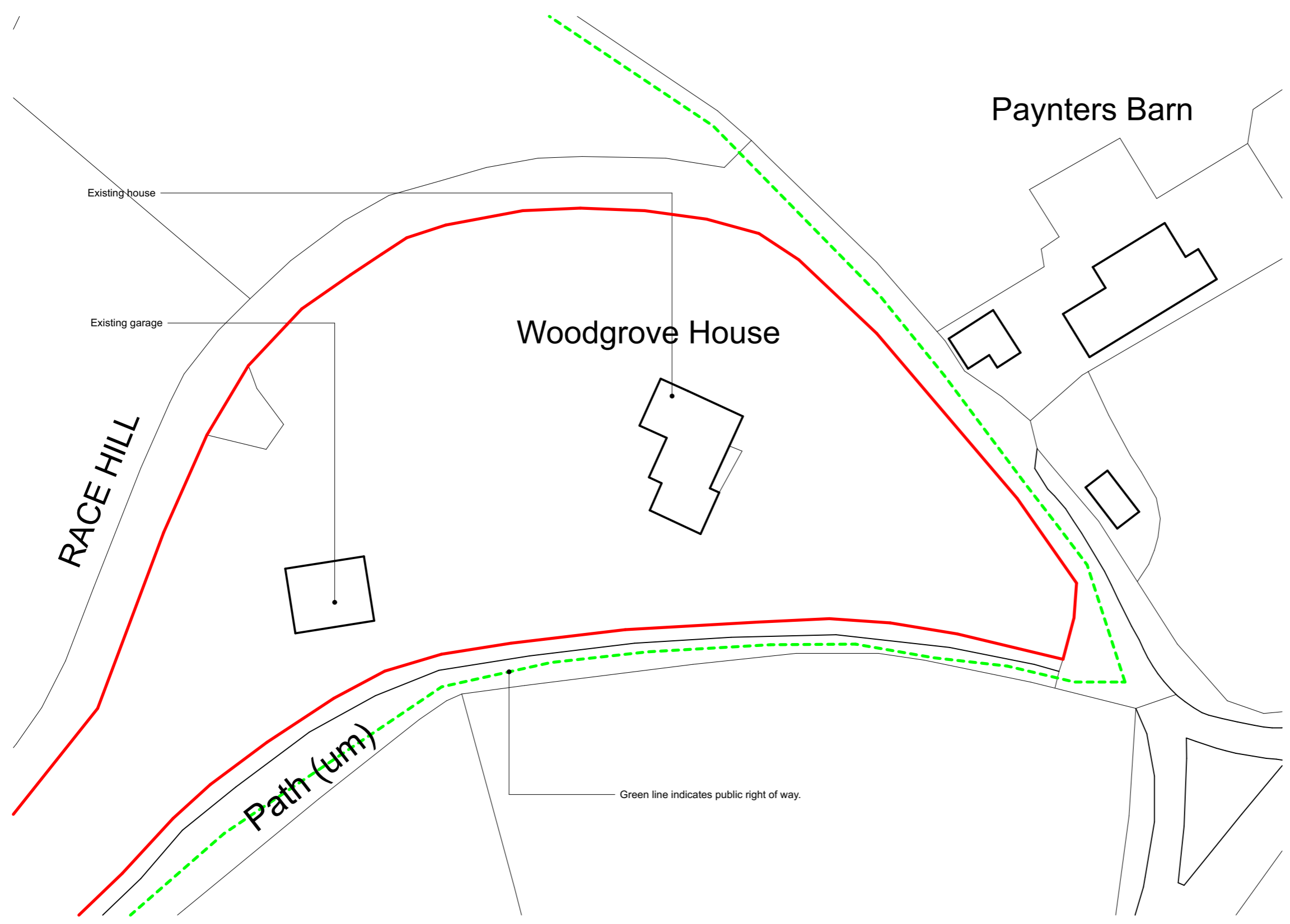
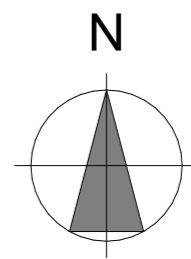


THIS DRAWING IS COPYRIGHT
Contractors and Consultants must check all dimensions on site.
Only figured dimensions are to be used. Any discrepancies to be
reported to Laurence Associates before work proceeds. This
drawing shall be used only for the purpose intended.
PLEASE DO NOT SCALE FOR CONSTRUCTION PURPOSES.

Notes:

— Site Area: 5,173m²



Woodgrove House

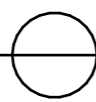
Paynters Barn

RACE HILL


Path (um)

Green line indicates public right of way.

EXISTING BLOCK PLAN
1:500



Rev.	Description	Drawn	Date



planning | architecture | landscape

t: +44 (0) 1872 225 259 Truro Office
t: +44 (0) 1579 340 900 Liskeard Office
e: hello@laurenceassociates.co.uk
w: www.laurenceassociates.co.uk

Project Title:
**PROPOSED ALTERATION AND
EXTENSIONS TO DWELLING, AND
NEW GARAGE**

Project Address:
**WOODGROVE HOUSE
RACE HILL
BISSOE**

Client:
JAN & MICHAEL WIGLEY

Drawing Title:
EXISTING BLOCK PLAN

Scale:
1:500@A3

Drawn:
KA

Date:
08/21

Checked:
NG

Drawing No:
21184-PL-00-02

Rev:

PLANNING