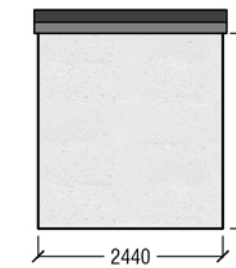
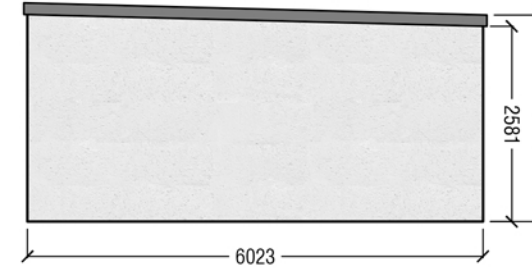
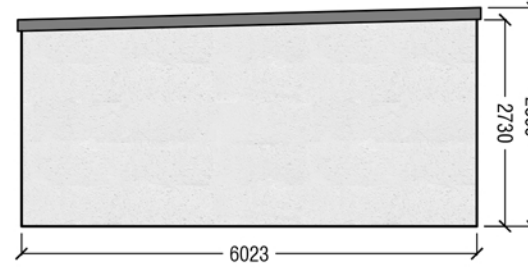
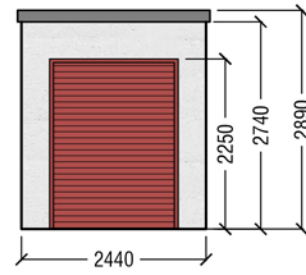
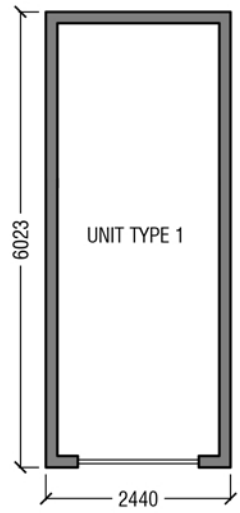


Annotated dimensions and/or levels to be used only. All dimensions and/or levels must be site checked by the contractor prior to commencing construction work. Any discrepancies must be reported to the Architect.

No assumptions to be made regarding this drawing.
 © This drawing is the copyright of Framed Estates Ltd and must not be copied or reproduced without prior permission from same.

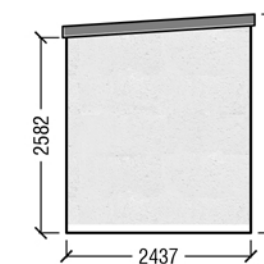

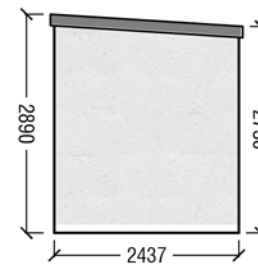
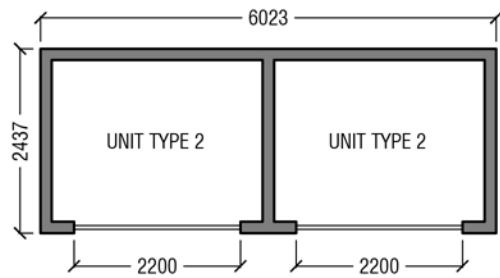
NB Recent revisions clouded in red on drawing

Revision	Initials	Date
-	-	-



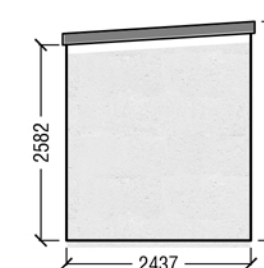

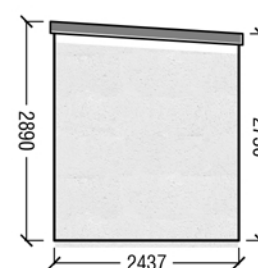
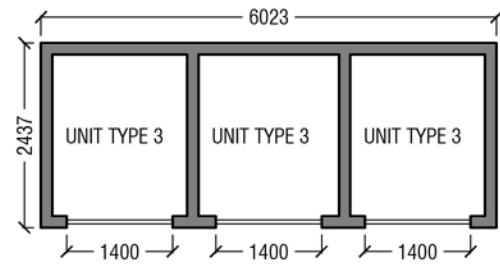
1-DOOR UNIT PLAN
Scale 1:100

1-DOOR ELEVATIONS
Scale 1:100



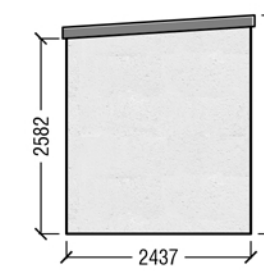
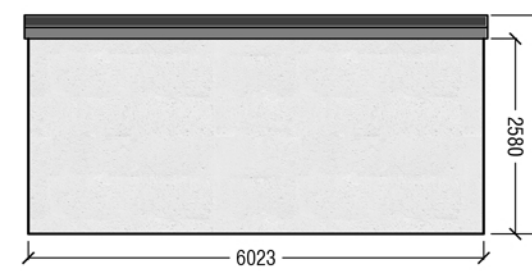
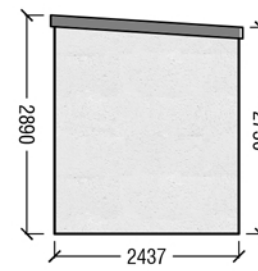
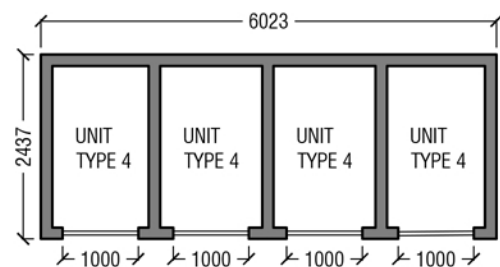
2-DOOR UNIT PLAN
Scale 1:100

2-DOOR ELEVATIONS
Scale 1:100



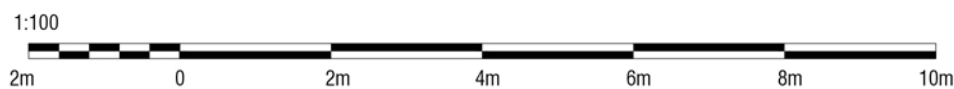
3-DOOR UNIT PLAN
Scale 1:100

3-DOOR ELEVATIONS
Scale 1:100



4-DOOR UNIT PLAN
Scale 1:100

4-DOOR ELEVATIONS
Scale 1:100



FRAMED ESTATES

Project Title	PROPOSED STORAGE FACILITY AT 1220-1224 TOLLCROSS ROAD, GLASGOW G32 8HH
---------------	---

Drawing Title	PROPOSED UNIT PLANS & ELEVATIONS	A3
Date	Nov-23	
Stage	PLANNING	Scale 1:100
Drg No	715.AP.201	Drawn JM
Rev	-	Checked SG