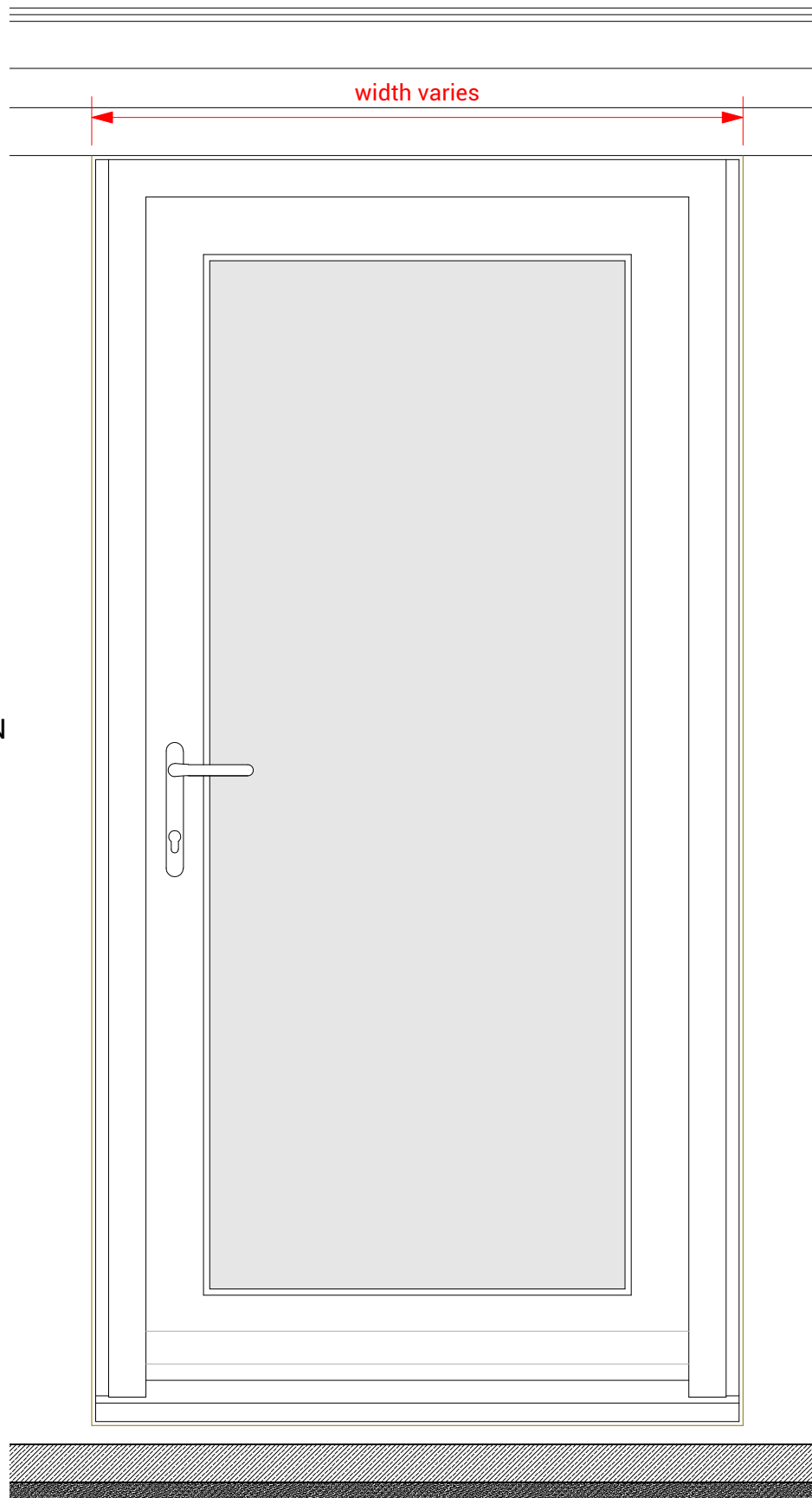
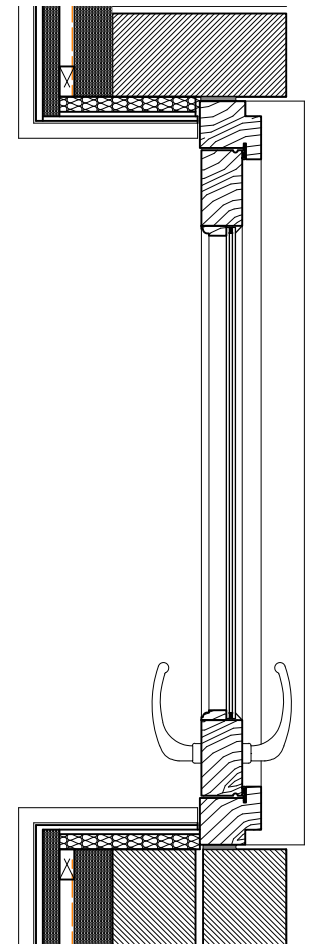


SECTION



ELEVATION



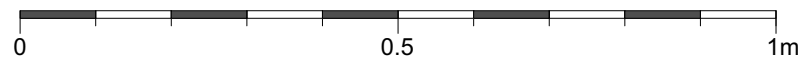
PLAN

External Doors D0.4, D0.5 & D0.6:

Door and liner all from Accoya modified softwood and factory painted "Chalk White". Doors to incorporate ovolo glazing beads. Sill to be in stained hardwood.

Glazing:  
12mm slim heritage double glazing consisting of toughened 4mm low iron glass with low emissivity coating to inner pane, and warm edge spacer bar in white.

To be installed using glazing points and putty.



TO BE READ IN CONJUNCTION WITH:  
- DRAWING "2212\_ASH COTTAGES WINDOW & DOOR REFERENCES"  
- DRAWING "2212\_1210 rev D ELEVATIONS PROPOSED"

Project Address  
1-3 Ash Cottages  
Albury Road  
Little Hadham SG11 2DQ  
  
Drawing Title  
3/23/0424/LBC Condition 4  
DETAIL: Catslide Extension  
External Doors

|              |           |            |            |
|--------------|-----------|------------|------------|
| Drawing No.: | 2212_2501 | Revision:  |            |
| Scale@A1:    | 5         | Scale@A3:  | 10         |
| Scale@A3:    | 10        | Rev. Date: |            |
| Drawn by:    | RP        | Date:      | 12/10/2023 |
| Status:      | DoC       |            |            |

Pardon  
Chambers  
Architects