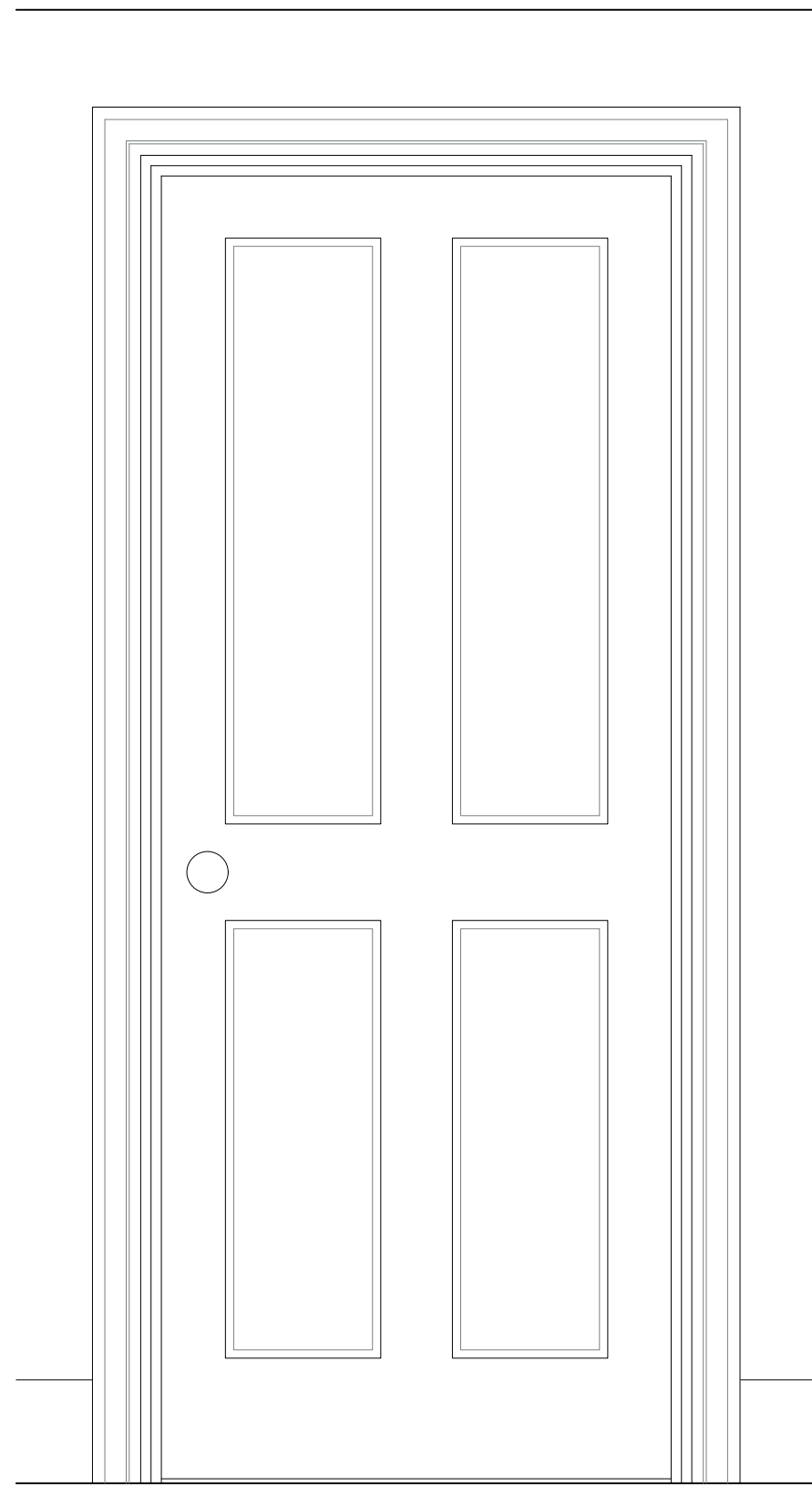
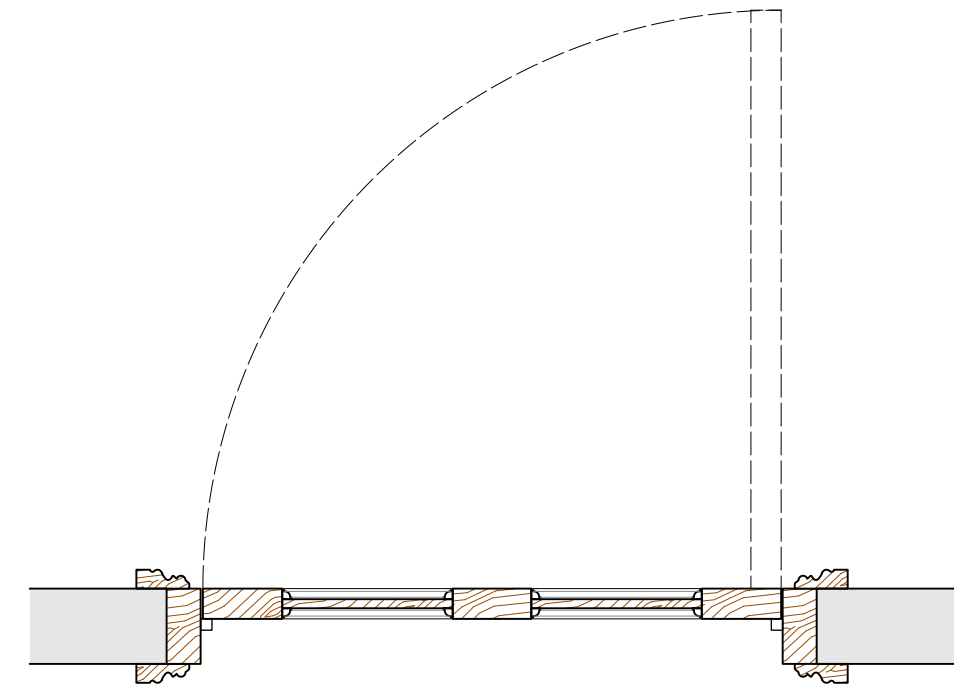


SECTION

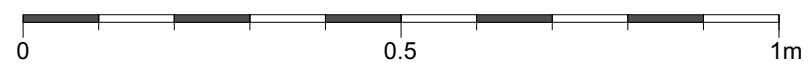


ELEVATION



PLAN

Internal Doors D0.16, D0.17, D1.1:
 new 2' 6" x 6' 3" softwood four panel doors
 of traditional construction with ovolo panel
 beads.
 Victorian architrave to match existing
 within No.3 Ash Cottage.
 Paint finish: eggshell "Chalk White".



TO BE READ IN CONJUNCTION WITH:
 - DRAWING "2212_ASH COTTAGES WINDOW & DOOR REFERENCES"

Project Address
 1-3 Ash Cottages
 Albury Road
 Little Hadham SG11 2DQ
 Drawing Title
 3/23/0424/LBC Condition 4
 DETAIL: Catslide Extension
 Internal Doors

Drawing No.:	2212_2503	Revision:	
Scale@A1:	5	Scale@A3:	10
Scale@A3:	10	Rev. Date:	
Drawn by:	RP	Date:	12/10/2023
Status:		DoC	

Pardon
 Chambers
 Architects