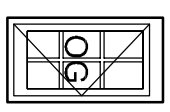
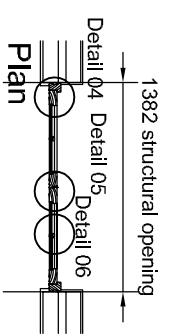
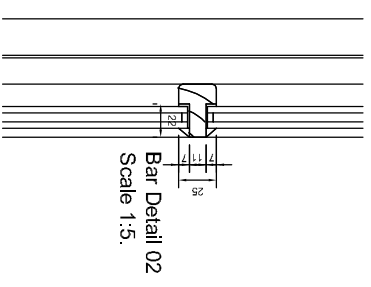
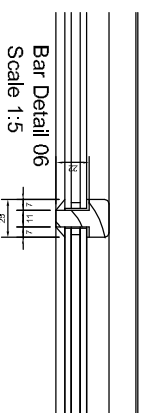
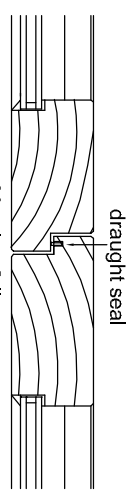
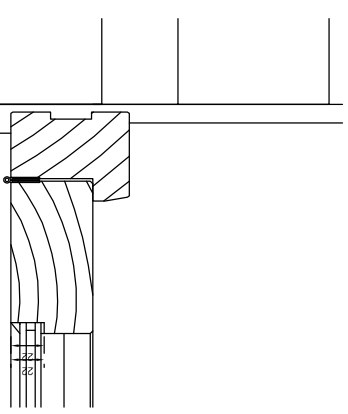
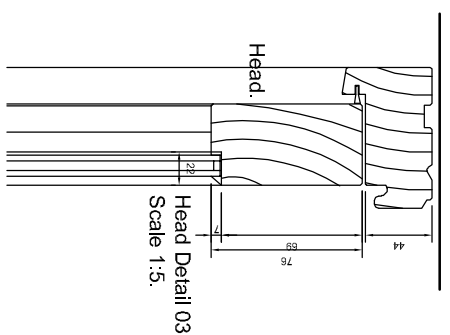
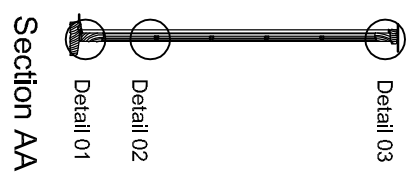
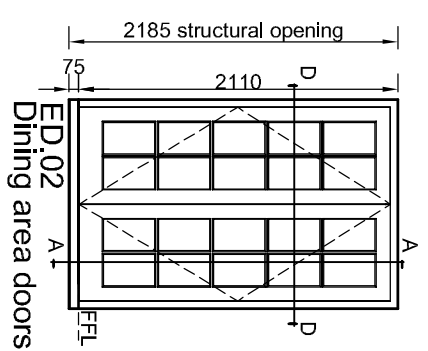


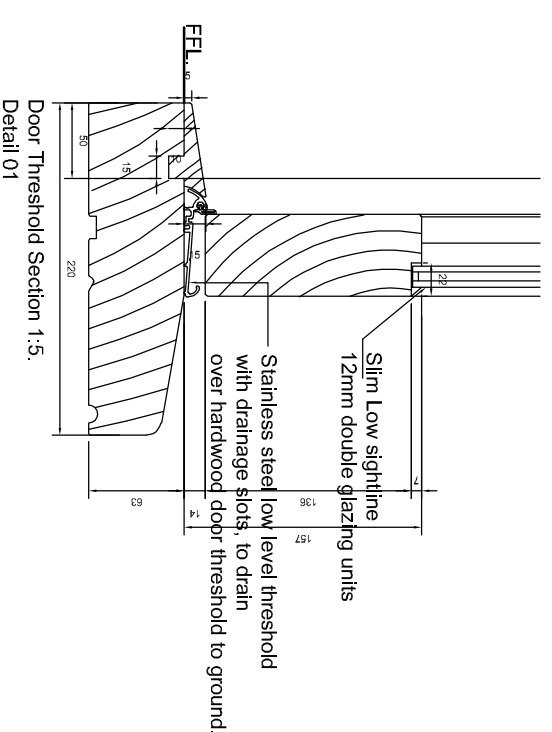
This drawing is the copyright of Latter Davies Chartered Architects.
It is not to be copied or redistributed without the express permission of Latter Davies.



WG.01
new window
inward opening
section sizes to be taken
from existing window WG.02



Notes:
Timber sizes to reflect existing garden village joinery construction and current practice. Glazing to be 12mm 'Slimline' double glazing units. Details prepared from information supplied by Cardiff City Council. Windows to be finished in white gloss paint to match original. OG = Obscure glass. CONCEALED WEATHER SEALS ARE NOT SHOWN BUT THE JOINERY MANUFACTURER IS TO INCLUDE FOR THESE, AND IS TO SEEK HOMEOWNERS APPROVAL FOR PROPOSED COMPONENTS PRIOR TO MANUFACTURE.



LATTER | DAVIES
CHARTERED ARCHITECTS
 6 PARK GROVE CARDIFF CF10 3BN
 TEL 029 2023 1833

JOB
 12 Lon Isa
 Rhiwbina

TITLE
 Joinery Details - sheet 1 of 2
 Window and Dining Room Patio Door

DRAWING NO.
 561/16

SCALE	DRAWN	CHECKED	DATE
1:50@A3	cr	gd	Aug.2023
1:5@A3			