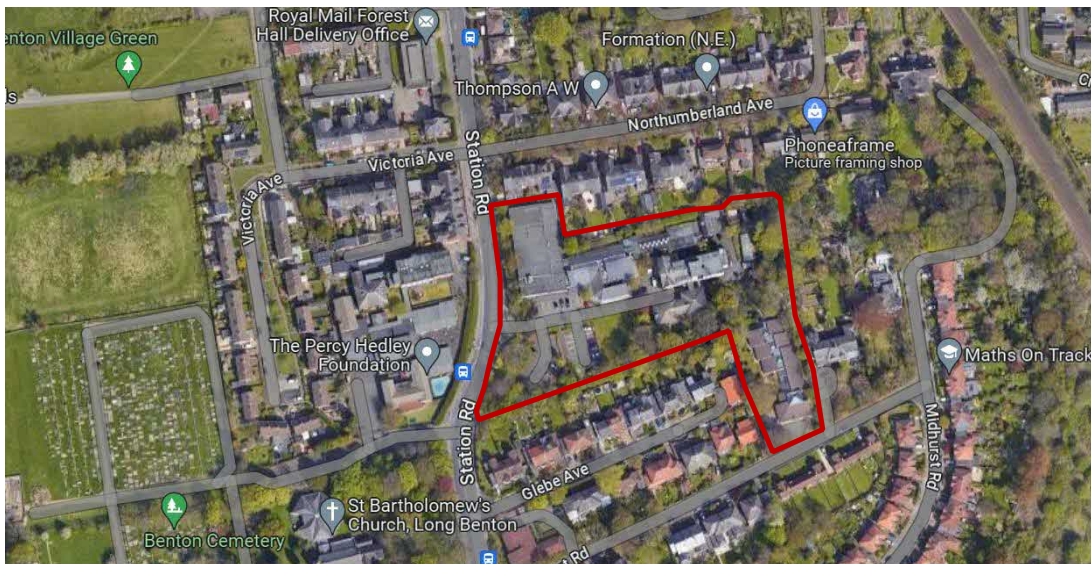


6<sup>th</sup> November 2023

Mr Jay Duffy  
Percy Hedley Foundation  
Chipchase House  
Station Road  
Forest Hall  
Newcastle upon Tyne  
NE12 9NQ

Dear Mr Duffy

**Re: Chipchase House, Station Road, Forest Hall, NE12 9NQ**



Acting on your instructions I have now inspected the trees at the above location.

I have based this report on my site observations and the information that you have provided. All my observations were from ground level without any detailed or decay investigation having been carried out .

This report is concerned with recording the species, size, and condition of the trees. Recommendations are made where appropriate to establish acceptable levels of safety for the site and a higher level of arboriculture management if required.

The information is recorded in the appraisal section of this report.

Unit 3, Langley Park Industrial Estate North, Witton Gilbert, Co Durham, DH7 6TX

Tel: 0191 373 9771

[www.oliverstreeservices.co.uk](http://www.oliverstreeservices.co.uk) – [info@oliverstreeservices.co.uk](mailto:info@oliverstreeservices.co.uk)



Registered in England and Wales No. 4417392

Managing Director: Andy Thompson & Steve Keene Company Secretary: Clare Robinson

Trees are living organisms whose health and condition may change rapidly and the observations are based on the status of the trees at the time of inspection. It is recommended that trees in high frequency areas, such as highways, buildings and footpaths regularly used by the public, are to be inspected regularly, especially after any extreme weather conditions. Healthy trees may fail in unpredictable weather, such as in violent storms. Due to these phenomena being unforeseeable, Olivers Tree Services Ltd cannot be held liable for any such failures.

The information provided within this report relates to the specific tree risk survey provided and should not be used or interpreted for any other circumstances. This includes but not limited to planning applications for development, tree related subsidence, utilities, or the design of foundations.

### **Site Visit**

I carried out an unaccompanied site visit on Wednesday 23<sup>rd</sup> October 2023  
The weather that day was overcast but with no visibility restrictions.

### **Site Description**

This tree report covers all trees on site at Chipchase House - Percy Hedley Foundation. The topography of the site is a gradual slope dropping to the south, at the southernmost point of the site is a small stream. There was no visual evidence of water logging on site other than the areas directly adjacent to the stream, as would be expected.

Beyond the Northern boundary of the site are private gardens from the adjacent street Northumberland Avenue.

Beyond the Eastern site boundary are several wooded gardens.

Private gardens from Glebe Avenue are beyond the Southern site boundary.

The well-used Station Road is beyond the Western site boundary, the entrance to the site is from this road.

The main building is parallel to the northern face of the site but there is also an accommodation block at the south east corner of the site.

Trees are intermittently spaced around the site but the bulk of the tree population is parallel to the south and west perimeter.

## Appraisal

Please refer to appendix 1 for the site location plan

Please refer to appendix 2 and 3 for glossary of terms

No	Species	Age	Height (m)	DBH (cm)	Condition	Comments	Recommendations	Priority
1	Purple Plum	SM	9	Multi upto 20	F	Grows in a raised planting bed, slightly overgrown – could be reshaped to neaten	Crown reduce and reshape by 1.5m	C
2	Cherry	SM	8	20	G	Historic pruning noted to raise the canopy, no visible defects noted	No work required at present	-
3	Sycamore	EM	15	35	F	Dead/previously severed Ivy on stem,, has a slight lean towards the road	No work required at present	-
4	Sycamore	EM	16	30	F	Grows up to the adjacent path, it has an asymmetrical form with a high canopy, historically has been crown lifted and pruned to clear adjacent building	No work required at present	-
5	Laburnum	EM	9	Multi upto 25	F	Multi stemmed from 1m, has been crown lifted over path/road to a good standard and has minor/low risk deadwood within the canopy	No work required at present	-
6	Sycamore	EM	15	30	F	Dead/severed Ivy on stem, has historically been pruned to a good standard, branches are clear of the adjacent building	No work required at present	-
7	Laburnum	EM	9	Multi upto 30	P	Multi stemmed from 1m and has a sparse form and cavities within the canopy	Monitor condition	-
8	Lime	EM	16	55	F	Twin stemmed from 2m, branches are starting to encroach the adjacent building	Prune to clear the building by 2m	B
9	Maple	EM	14	50	F	Twin stemmed from 2.5m, Ivy had been previously severed at the base but is starting to grow back, historic pruning noted, major deadwood in the crown	Remove major deadwood	B
10	Previously removed tree							

No	Species	Age	Height (m)	DBH (cm)	Condition	Comments	Recommendations	Priority
11	Laburnum	SM	6	Multi upto 25	F	Historically heavily pruned to clear neighboring drive	No work required at present	-
12	Sycamore	EM	15	40	F	Historically has been crown lifted, branches clear of adjacent building, low risk deadwood in the crown	No work required at present	-
13	Cherry	SM	6	20	F	Historically has been pruned to clear the adjacent building and path. Minor deadwood in the crown	No work required at present	-
14	Birch	SM	11	25	F	Twin stemmed from 2.5m, historic pruning noted, snapped branches and major deadwood in the crown	Remove snapped branches and major deadwood	B
16	Lime	SM	10	30	F	Leans to the east, historic pruning noted, branches encroach adjacent building	Prune to clear the building by 2m	B
17	Sycamore	EM	16	50	F	Twin stemmed from 2m, historically has been pruned to clear the adjacent building, minor deadwood in the crown	No work required at present	-
18	Sycamore	EM	16	55	F	Asymmetrical form, historically has been pruned to clear the adjacent building, minor deadwood in the crown	No work required at present	-
18a	Lime	SM	12	50	F	Tree growing in neighbor's garden, has historically been pruned to clear site building – will require future work but currently clear	No work required at present	-
18b	Wild Plum	SM	12	Multi upto 15	F	Tree growing in neighbor's garden, has historically been pruned to clear site building – branches are again encroaching the building	Prune to clear the building by 1-1.5m	B

No	Species	Age	Height (m)	DBH (cm)	Condition	Comments	Recommendations	Priority
19	Sycamore	EM	12	65	P	Historic stem damage at the base, it is callusing. Historically heavily reduced reduce forces stem, some reaction growth at the base, good leaf vigor. The condition of this tree has not visually deteriorated	Monitor condition biennially due to the decay at the base	-
20	Sycamore	EM	18	Upto 20	F	Twin stemmed from the base, previously removed epicormic growth at the base has grown back from previous pruning - could potentially mask defects	Remove epicormic growth at the base	B
21	Sycamore	EM	20	70	F	Grows close to boundary with neighboring garden, has been pruned to a good standard, minor deadwood in the crown	No work required at present	-
22	Sycamore	EM	19	70	F	Grows up to the boundary fence and is twin stemmed from 8m	No work required at present	-
22a	Cherry	SM	8	20	F	Branches have been pruned to clear the adjacent greenhouse – growing back starting to encroach again	Prune to clear the greenhouse by 2m	B
23	Holly	EM	7	Twin 25	F	No visible defects noted	No work required at present	-
23a	Whitebeam	EM	17	-	P	Neighboring, grows close to the boundary and well within falling distance of the site. Moves significantly in the wind – recommend removing 1m section of Ivy at the base of the tree around the base of the tree to see if it is safe to be retained or requires removal. Will need neighbors consent to do any work to this tree and requires access to their property to undertake any work to the tree	Remove 1m strip of Ivy around the base of the tree so it can be assessed to check it is safe to retain  Requires consent to undertake the work and access their property	A

No	Species	Age	Height (m)	DBH (cm)	Condition	Comments	Recommendations	Priority
24	Beech	M	22	110	F	Felted scale on stem, has a good form – has been historically pruned to clear adjacent building and crown thinned to a good standard. Significant tree, recommend severing Ivy at the base to enable more detailed future inspection	Sever Ivy at the base	B
24a	Beech	SM	8	Twin	F	Grows 3m from building, branches encroach the building	Prune to clear the building by 2m	B
25	Beech	M	22	150	F	High crown, broad canopy, minor deadwood canopy, has been historically pruned over the years with some old wounds fully callused over. Significant tree, recommend severing Ivy at the base to enable more detailed future inspection	Sever Ivy at the base	B
26	Sycamore	EM	10	Upto 25	F	Multi stemmed from the base branches encroach adjacent overhead wires	Prune to clear the phone line by 1m	B
27	Ash	SM	9	Upto 25	P	Multi stemmed from the base, showing signs of decline with deadwood present – parking bays need to be clear to remove deadwood	Remove major deadwood <b>Parking bays adjacent need to be cleared to enable this work</b>	B
28	Holly	EM	7	25	F	Historically has been pruned to clear phone lines	No work required at present	-
29	Ash	EM	13	35	P	Contorted stem, may be starting to show signs of Ash Dieback, small amount of major deadwood in canopy and historically been reduced and reshaped. Good leaf vigor noted at the time of inspection	Remove major deadwood Monitor condition	B

No	Species	Age	Height (m)	DBH (cm)	Condition	Comments	Recommendations	Priority
30	Ash	SM	11	Upto 30	P	Twin stemmed from the base and historically pruned. Minor deadwood in crown may be showing early sign of Ash Dieback. Ivy up stem to be severed to enable future inspection. Adjacent Buddleia requires pollarding to clear adjacent building	Sever Ivy at the base Pollard adjacent Buddleia to clear building Monitor condition	B
31	Ash	SM	10	35	P	A stem has been removed at the base in the past, historically reduced and reshaped. Minor deadwood in crown may be showing early sign of Ash Dieback. Good leaf vigor and reaction growth up the stem. Ivy up stem to be severed to enable future inspection	Sever Ivy at the base Monitor condition	B
32	Sycamore	SM	10	35	F	High canopy due to historic pruning work, minor deadwood in the crown	No work required at present	-
33	Sycamore	SM	11	35	F	Historic pruning has been done to a good standard, minor deadwood in the crown	No work required at present	-
34	Sycamore	SM	12	30	F	Historically has been pruned to clear the adjacent building, minor epicormic growth at the base. Branches are starting to encroach building again	Prune to clear the building by 1-2m	B
35	Birch	SM	7	20	F	Grows 1m from the boundary fence, has slight lean	No work required at present	-
36	Sycamore	EM	16	70	P	Twin stemmed from 1.5m, has minor inclusion beneath this union, has been pollarded in the past at 4m and is growing 0.5m from the boundary fence. Minor cavities noted	No work required at present	-
37	Cherry	SM	9	30	F	Multi stemmed from 1.8m with frost damage on the main stem and major deadwood in crown	Remove major deadwood	B

No	Species	Age	Height (m)	DBH (cm)	Condition	Comments	Recommendations	Priority
38	Sycamore	EM	18	105	F	Grows in the center of a decked area and has minor deadwood/cavities within the canopy, historic pruning noted	No work required at present	-
39	Cherry	SM	10	25	F	Has been historically reduce as canopy unbalanced, branches are clear of adjacent building	No work required at present	-
40	Beech	EM	16	90	F	Contorted stem, high canopy, branches have been pruned to clear the building either side of crown. Single branch is now encroaching building	Prune 1 X branch to clear building by 3m	B
41	Birch	SM	11	30	G	Historically pruned to a good standard and has a good form, low canopy	Crown lift to 3m	B
42	Birch	EM	13	35	P	Showing signs of decline with thick reaction growth and low risk deadwood in crown. Burs on stem, condition slightly improved since last inspection	Monitor condition biennially	-
43	Sycamore	EM	13	45	P	Cavity at the base – condition of tree has not structurally deteriorated since last inspection, minor deadwood present within the canopy	Monitor condition for any fungal growth	-
44	Sycamore	EM	16	50	F	High canopy, girdling roots at base, footpath slightly raised by roots, minor deadwood in crown	No work required at present	-
45	Sycamore	EM	17	55	F	Multi stemmed from 4m, sparse crown, has minor deadwood in canopy, grows close to path	No work required at present	-
46	Beech	EM	17	60	F	Sparse crown, asymmetrical form, high crown with minor deadwood within the canopy	No work required at present	-
47	Birch	SM	8	20	P	Minor deadwood in crown, sparse crown	Monitor condition	-
48	Birch	SM	8	20	P	Minor deadwood within the crown, sparse crown	Monitor condition	-



No	Species	Age	Height (m)	DBH (cm)	Condition	Comments	Recommendations	Priority
49	Birch	SM	8	20	P	Minor/low risk deadwood within the crown, sparse canopy	Monitor condition	-
50	Birch	SM	8	20	P	Sparse crown and minor deadwood within the canopy, clear of adjacent streetlight	Monitor condition	-
51	Birch	SM	8	20	P	Sparse crown, adjacent to carpark, minor deadwood noted in crown	Monitor condition	-
52	Cherry	EM	13	30	F	Dense canopy, historic pruning noted, branches from this tree and adjacent Yew encroach building	Prune Cherry and adjacent Yew to clear building by 1.5-2m	B
53	Sycamore	EM	17	60	F	Grows on a bankside, asymmetrical form with minor/low risk deadwood in canopy	No work required at present	-
54	Sycamore	EM	4	65	D	This tree has a very large cavity at the base and has been reduced to a monolith as a potential wildlife habitat	No work required at present	-
55	Hawthorn	EM	11	25	F	Grows into the canopy of the adjacent tree, asymmetrical form, sign attached to stem. Deadwood in crown but in overgrown area	No work required at present	-
56	Holly	EM	9	20	F	Grows into the canopy of the adjacent tree	No work required at present	-
57	Oak	M	20	70	F	Leaning tree with asymmetrical form, minor deadwood in crown, historically has been pruned	No work required at present	-
59	Sycamore	EM	17	70	F	Has been historically pruned to clear building, Ivy on stem. Major deadwood in crown	Sever Ivy at the base Remove major deadwood	B
60	Pear	EM	11	50	F	Cavity at 1m, asymmetrical form, grows upto stream retaining wall, broad crown with major deadwood and snapped branches within the canopy	Remove major deadwood and snapped branches	B

No	Species	Age	Height (m)	DBH (cm)	Condition	Comments	Recommendations	Priority
61	Holly	EM	9	25	F	Grows on the bankside	No work required at present	-
62	Ash	EM	12	35	P	Twin stemmed from 4m, deadwood and low branches removed following last inspection	Monitor condition	-
63	Sycamore	M	20	120	P	The base of this tree is growing over the bankside which could be a future structural weak point, it is twin stemmed from 2m and has deadwood within the canopy but non-major over path. The condition of this tree has not noticeably visually deteriorated since last inspection. Some cracking noted below tree on brickwork	Monitor condition	-
64	Beech	SM	11	30	F	Asymmetrical form historically has been pruned to clear boundary fence	No work required at present	-
65	Sycamore	EM	14	75	P	The base of this tree is growing over the bankside which could be a future structural weak point. The condition of this tree has not noticeably visually deteriorated since last inspection. Some deadwood in crown but in overgrown area with no public access	Monitor condition	-
66	Beech	EM	19	80	F	High canopy with minor deadwood in the crown	No work required at present	-
67	Sycamore	EM	18	70	F	Major deadwood within the crown, historic pruning wounds have callused over	Remove major deadwood overhanging the path	B
68	Sycamore	EM	17	70	F	Twin stemmed from 4m, has minor deadwood within the crown with little target area. Historically has been pruned back from neighboring garden	No work required at present	-
69	Beech	EM	17	70	F	Minor deadwood in crown, grows 2m from path	No work required at present	-

No	Species	Age	Height (m)	DBH (cm)	Condition	Comments	Recommendations	Priority
70	Sycamore	EM	14	45	P	Large cavity at 3m – no deterioration noted from last inspection, minor deadwood in crown, sparse canopy	Monitor condition	-
71	Sycamore	EM	14	45	P	Minor decay at the base of the tree, sparse crown	Monitor condition	-
72	Horse Chestnut	EM	15	80	F	Minor deadwood within the crown with little target area, old pruning wounds are callusing over	No work required at present	-
73	Beech	EM	15	50	F	Grows on the bankside and much of the canopy overhangs the neighboring garden, minor deadwood within the crown – see picture in conclusion	Reduce height by 2-3m prune back branches protruding branches overhanging the neighboring garden by 2-3m	B
74	Sycamore	EM	14	35	P	Sparse canopy with major deadwood in the crown	Remove major deadwood	B
75	Sycamore	SM	12	45	P	Asymmetrical, sparse canopy and low deadwood within the crown. Some decay on stem, condition has not deteriorated since last inspection – monitor condition biennially	Monitor condition	-
76	Maple	EM	14	50	F	Leans towards the neighboring garden, much of its canopy overhangs the neighboring garden, no basal defects noted	No work required at present	-
77	Sycamore	EM	15	60	F	Broad crown with minor deadwood within the canopy	No work required at present	-
78	Sycamore	EM	14	40	P	Sparse crown with minor deadwood in the canopy	Monitor condition	-
79	Sycamore	EM	14	60	F	Grows 0.5m from the bankside and has minor deadwood within the canopy. Has been reduced to a good standard	No work required at present	-

No	Species	Age	Height (m)	DBH (cm)	Condition	Comments	Recommendations	Priority
80	Sycamore	EM	13	55	F	Minor deadwood within the canopy has been historically reduced to a good standard	No work required at present	-
81	Horse Chestnut	EM	15	90	F	Grows 1m from the bankside and has minor deadwood within the canopy. Has been historically reduced to a good standard, thick reaction growth on the lower stem	No work required at present	-
82	Sycamore	EM	15	30	F	Minor/low risk deadwood within the canopy in overgrown area	No work required at present	-
83	Beech	EM	18	70	F	Minor deadwood in the crown, historic pruning wound on stem have entirely callused over	No work required at present	-
84	Beech	EM	16	60	F	Heavy lean towards the car park, minor deadwood in crown, high canopy and powdery mildew on the stem that may be an early indicator of Beech Bark Disease, no deterioration noted since last inspection	Monitor condition	-
86	Sycamore	EM	14	55	P	Minor deadwood within the crown, grows directly behind streetlight with branches encroaching light – has been historically pruned. Sparse and asymmetrical form	Prune to clear streetlight by 1-2m Monitor condition	B
87	Sycamore X 2	EM	14	60	F	Major deadwood present, minor cavities within the canopy, grows close to smoking shelter	Remove major deadwood	B
88	Sycamore	SM	12	60	F	Suppressed form with cavity at 3.5m which should be monitored no deterioration noted since last inspection	Monitor condition	-
89	Sycamore	EM	18	60	F	Twin stemmed from 3m, it has major deadwood within the crown overhanging path	Remove major deadwood	B

No	Species	Age	Height (m)	DBH (cm)	Condition	Comments	Recommendations	Priority
90	Sycamore	EM	18	60	F	High crown, grows 1.5m from path minor deadwood within the canopy, lvy present may mask defects	Sever lvy at the base	B
91	Lime	SM	8	25	F	Minor deadwood in crown, has been historically pruned back from external road	No work required at present	-
92	Laburnum	SM	7	Upto 20	P	Multi stemmed from the base, major deadwood/dieback in crown	Remove major deadwood Monitor condition	B
93	Tree previously removed							
94	Tree previously removed							
95	Beech	SM	10	35	F	Contorted stem with minor deadwood within the canopy	No work required at present	-
97	Birch	SM	9	20	F	Minor/low risk deadwood in crown	No work required at present	-
98	Birch	SM	9	45	G	Grows at building entrance, historic pruning noted, healthy balanced crown	No work required at present	-
G1	Various spp.	SM - EM	Upto 8	Var.	F	This group consists of many individuals and is made up of Alder, Elm, Cherry, Hawthorn, Elder, Silver Birch, Hazel and Holly. Branches overhang external path and lvy overhangs path	Prune back roadside branches to clear path and trim back lvy on the roadside for clearance Internally trim north end of group to clear back from path and building	B
G2	Various spp.	SM - EM	Upto 7	Var.	F	This small group consists of Laurel, Holly, Elder which has been reduced in past. This is now overgrown and could be reduced/trimmed again but is a low priority as is not a safety concern	Reduce to 3m and trim site side to tidy <b>Will require access short distance through building – through double doors adjacent to extract debris</b>	C

No	Species	Age	Height (m)	DBH (cm)	Condition	Comments	Recommendations	Priority
G3	Various spp.	SM – M	Upto 17	Var.	F	This group of multiple individuals consists of Holly, Rowan, Sycamore, Elder and Laburnum. This group is in an overgrown, inaccessible area, there is deadwood within the crowns of many of the trees, but, as the area is inaccessible there is no target area	No work required at present	-
G4	Various spp.	SM – M	Upto 18	Var.	F	This group of multiple individuals consists of Sycamore, Ash and Hazel. Many of the trees have deadwood within their crowns, over a low use area. No major signs of Ash dieback noted but this should be monitored	Monitor for signs of Ash Dieback	-
G5	Hawthorn & Laburnum	SM	Upto 8	Var.	F	There is minor deadwood within this group	No work required at present	-
G6	Holly, Ash, Cherry	SM	6	Var.	F	This group is made up of 8 individuals with no visible defects noted	Monitor for signs of Ash Dieback	-
G7	Holly, Sycamore, Rowan, Laburnum	EM	Upto 9	Var.	F	This group is made up of 6 individuals which have historically pruned to clear shed. Branches encroach phone line from building to shed, there is a dead Laburnum present	Prune to clear phone line by 2m Fell dead Laburnum	B
G8	Holly, Sycamore, Ash, Rowan & Laurel	M	Upto 9	Var.	F	This group is made up multiple individuals which have historically pruned to clear shed. Self-seeded Sycamore 3m from building is inappropriate to the location	Fell self-seeded Sycamore within 3m of building and treat stump to inhibit regrowth	B
G9	Sycamore & Ash	EM	Upto 13	Var.	F	Self-seeded Ash and Sycamore, no major defects noted	No work required at present	--

No	Species	Age	Height (m)	DBH (cm)	Condition	Comments	Recommendations	Priority
G10	Various spp.	SM – M	Upto 18	Var.	F	This group of multiple individuals consists of Sycamore, Ash and Hazel. Many of the trees have deadwood within their crowns, over a low use area. Branches within this group hang low over the external footpath	Crown lift/prune back, upto 3m, branches overhanging external path	B
H1	Laurel Hedge	EM	Upto 6	Var.	F	This is a boundary hedge line, it has been reduced and trimmed in the past. This is now overgrown and could be reduced/trimmed again but is a low priority as is not a safety concern	Reduce to 2m and trim site side to tidy <b>Will require access short distance through building – through double doors adjacent to extract debris</b>	C

## **Conclusion**

Information was provided of a previous tree survey which was carried out by Olivers Tree Services on 30<sup>th</sup> May 2022.

The trees have been recorded on the location plan as accurately as possible, but their actual position is not to scale.

Chipchase House has a large tree population that is regularly managed. There are some numerical gaps in the report where trees have been removed in the pasts but the tree numbers have remained the same to keep consistency with past tree reports.

Included in this report is tree 23a which is a Whitebeam tree in a neighbouring property. The reason this tree has been included in the report is that it excessively was moving in the wind at the time of inspection and was densely covered in Ivy so the condition of the tree could not be assessed. I recommend a strip of Ivy is removed around the base of the tree and then the base of the tree inspected. The tree owner will need to give permission for this work to happen with access to their property given. If further work is required to the tree the tree owner will also have to be consulted and agree with the recommendations before any work can proceed.

Tree 73 is a Beech tree that overhangs the neighbouring garden as shown on the below picture. The appraisal recommends branches overhanging the garden are pruned back due to the extent of the overhang.




The majority of the work recommended is to remove deadwood which may fall and cause injury/damage, there is also a lot of work crown lifting low branches and pruning to clear structures.

There are many Ash trees on site – some of which are starting to show signs of Ash Dieback (see below for description of Ash Dieback). If these symptoms are sufficiently advanced, we have recommended remedial action. All Ash trees should be monitored over time looking for signs of decline. This disorder is easy to identify when the trees are in full leaf. If Ash trees show 50 – 75% dieback (illustrated in the pictures below) contact our office to arrange an appointment for further assessment of these trees.



### Ash Dieback (*Hymenoscyphus fraxineus*)

Ash Dieback is a fungal disease formally known as *Chalara fraxinea* which is spread naturally by windborne spores. It has become an endemic in the whole of Britain over the last few years and is known to block the water transport system in trees. This causes leaf loss, lesions in the branches and then as the name suggest the die back of the trees crown. Younger Ash trees are more vulnerable and die quickly once they catch the disease, older trees decline more slowly with the crown gradually dying back further on a yearly basis. This can increase a potential health and safety risk as the pathogen weakens the structural strength of the tree as it dies back, this is specifically important to monitor if the tree is located in a high target area. There is currently no known cure for Ash Die Back.



We recommended that trees are checked for fungus growing on, or around the base in the Autumn. This is generally the time of year most fungus produces fruiting bodies, but the first frost of winter often kills them off so the window to detect this disorder is short. If fungus is noted on or around the base of tree's, please contact our office to arrange a further assessment.

The trees located on this site are a vital asset as well as being a feature to the local landscape and are high in amenity and wildlife value.

Before any tree work takes place, checks would need to be made with the Local Authority to see if the trees concerned are situated within a Conservation Area or covered by a Tree Preservation Order. If the trees are protected a planning application will need to be approved before any work is carried out.

It would be advisable to carry out a re-inspection on all of the trees on the site within the next 24 months unless otherwise stated in the 'Recommendations' column of the appraisal.

It is also recommended to have the site re-assessed following any extreme or windy weather conditions or any other significant changes to the site. An interim tree inspection can be done by a layperson such as a site caretaker, see appendix 4 for a guide on how this inspection should be conducted. If an interim inspection highlights any trees of concern, please contact our office so we can arrange a professional assessment.

I trust that you find the above satisfactory, but should you require any further information please do not hesitate to contact me.

Yours sincerely

A large black rectangular redaction box covering the signature area.

Stephen Keene HNC Arb.

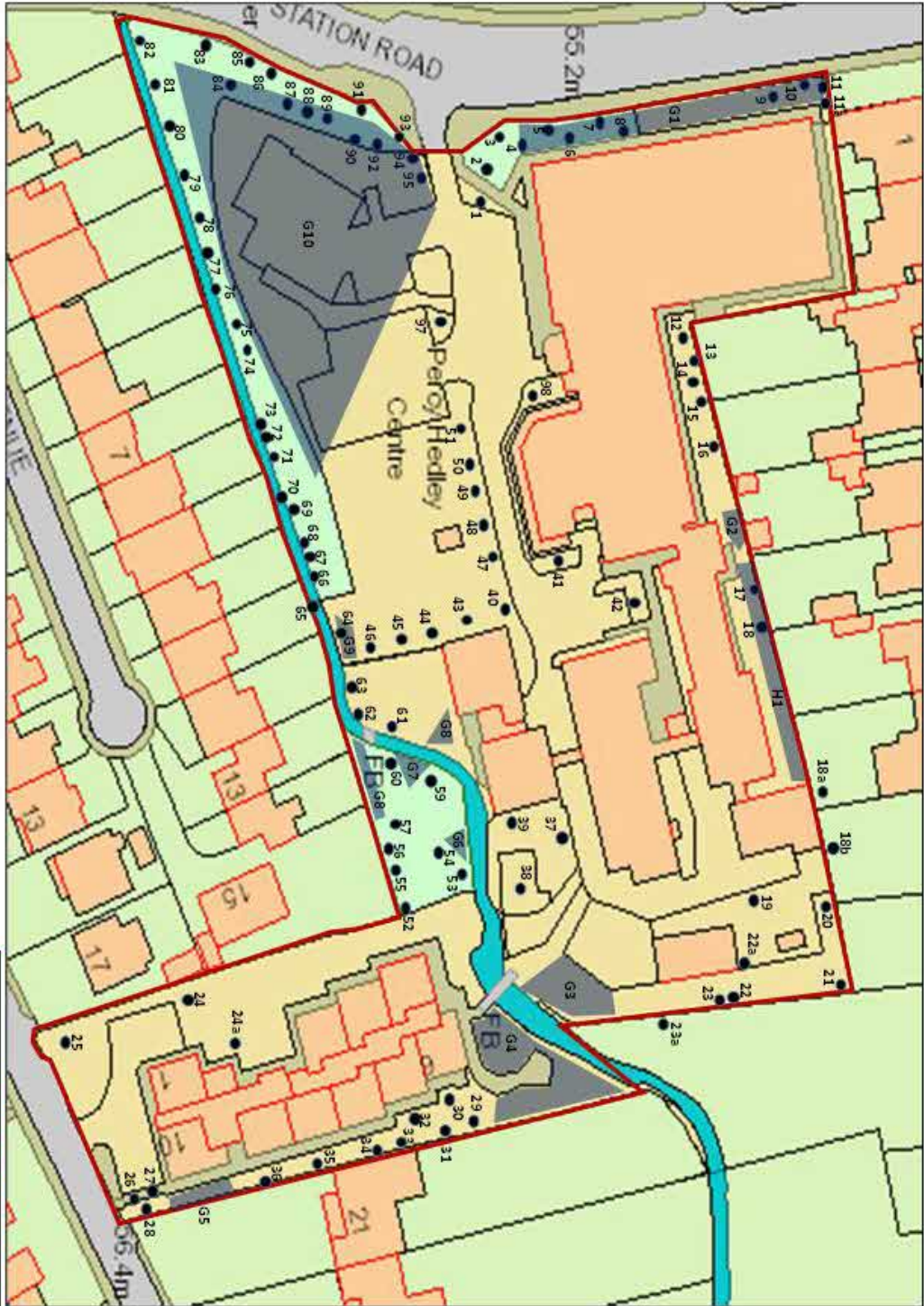
**Appendix 1**

Site location plan showing the trees position.

QF-05-03

Issue 1

Jan-07



**Olivers Tree Services Ltd.**

Chipchase House, Station Road, Forest Hill.

NE 12 9ND

Date: 21/09/2094

Drawn by: S.K.

Scale: N.T.S.

## **Appendix 2**

Glossary of terms that maybe used in this report –

- 1. Reference number** – an individual identification number for a tree, hedge, or group. The number for this corresponds to the report and the location map.
- 2. Species** – species identification is based on visual field observations and lists the common name only.
- 3. Age** – **Y** – young, **SM** – semi mature, **EM** – early mature, **M** – mature, **OM** – mature, **V** – veteran, **D** – dead.
- 4. Height** – the height is estimated to the nearest metre (for some groups this is indicated in a range, or an average has been used).
- 5. DBH** – diameter at breast height (measured at 1.3m from ground level (for some groups this is indicated in a range or as an average).
- 6. Condition** – **D** – dead, **P** – poor, **F** – fair, **G** – good.
- 7. Comments** – general comments on the condition of the tree, hedge, or group.
- 8. Recommendations** – action required for remedial tree work.
- 9. Priority** – work should be carried out as follows:
  - A** – less than 6 months
  - B** – as part of the site management programme
  - C** – desirable but not essential

## **Appendix 3**

Glossary of terms for tree works that maybe used in this report –

- Crown lifting** – is the removal of lower branches to an agreed height for example over footpaths or roads by pruning to an upward growing part of the branch or back to the main stem. Used where low branches are causing an obstruction or encroaching on buildings.
- Crown thinning** – the aim of crown thinning is to reduce crown density without altering the overall size or shape of the tree. This work will reduce weight on branches and cut down on wind resistance, thereby reducing the potential for storm damage.
- Crown reduction and reshaping** – the aim is to make the crown of the tree smaller without unduly spoiling the shape of the tree. The greater the amount removed, the more difficult it is to retain the natural shape.
- Crown Cleaning** – this is the removal of dead, broken, and crossing limbs, sucker sprouts on trunks, and weak or diseased limbs. The purpose of the crown clean is to improve structure, appearance, and health. The outside appearance of the canopy will be affected very little.
- Dead wooding** – this is the removal of dead dying diseased branches and limbs from the crown of the tree
- Pollarding** – pollarding is a method of pruning that keeps trees and shrubs smaller than they would naturally grow. This work will need regularly undertaking as the reaction growth will become too heavy for the growth point.
- Tree felling** – the removal of the tree as close to current ground level as practical.

## **Appendix 4**

### **Interim tree assessment**

Unfortunately trees also have a certain amount of risk as they are natural structures there is no such thing as a completely safe tree, but the benefits of trees far outweigh the risks. By addressing and understanding the risks associated with trees it is possible to make your managed properties safer and prolong the life of your trees. The law states 'It is the responsibility of the tree owners to ensure the safety of others when around trees on their property.' On this basis as qualified Arborists, we recommend at schools and other high use areas, tree populations are inspected professionally every 24 months (unless trees are specifically recommended to be monitored more frequently), with a tree report produced making recommendations for remedial action where required. Once a report has been produced and work has been planned in as required it is worth noting: Trees are living organisms whose health and condition may change rapidly observations made in a report are based on the status of the trees at the time of inspection.

As the health of the trees may alter between professionally produced tree reports we recommend an interim tree inspection is conducted by a layperson annually or following any extreme or windy weather conditions or any other significant changes to the site

This guide details key defects to look for during an interim inspection.

When undertaking an interim tree inspection, the following information should be recorded:

Date of interim inspection.

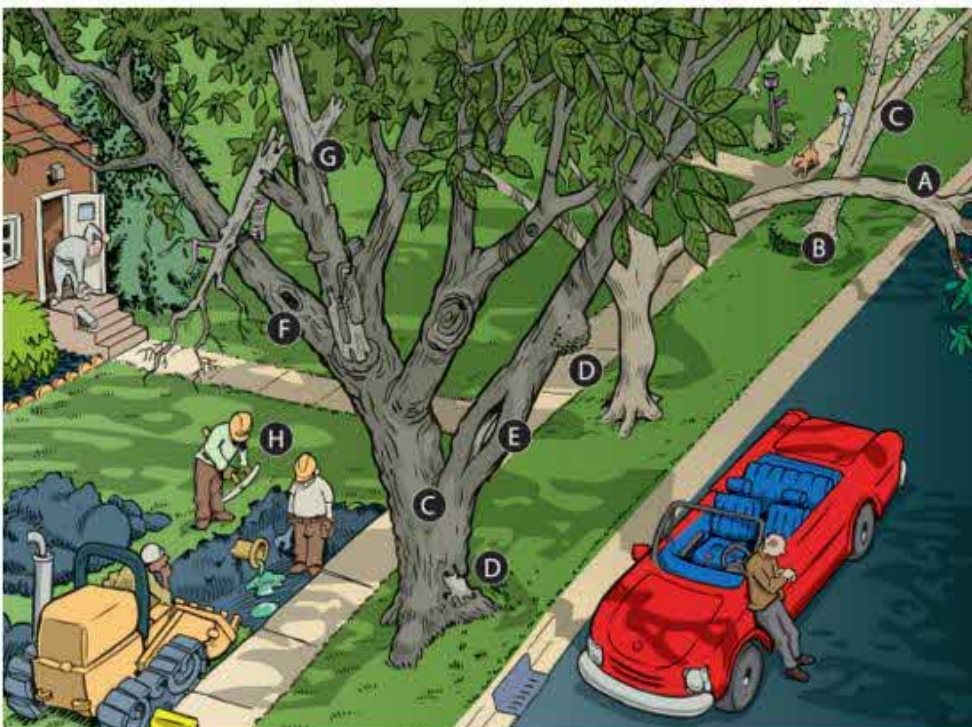
Name and signature of interim inspector.

Date of previous professional tree inspection/report and details of who undertook this.

Details of any trees found to have defects during inspection, including – tree number, tree species, nature of defect, action taken.

Where defects are found please contact our office and we will make arrangements to view/asses the defect. If there is a dangerous tree – i.e. one with failed root plate etc and you forward us pictures of this defect, we can arrange work to be done on an emergency call out basis if required. Before any tree work takes place, checks would need to be made with the Local Authority to see if the trees concerned are situated within a Conservation Area or covered by a Tree Preservation Order. If the trees are protected a planning application will need to be approved before any work is carried out. If any trees are an imminent danger, we can contact the local planning authority to let them know we will need to undertake work under a 'Diseased/Dangerous trees notice' but this can only be done in extreme circumstance.

**Tree defects to look for :**



**Defects in Urban Trees**

The following are defects or signs of possible defects in urban trees (see figure):

**B: Root failure:**

Cracks or separations in the soil may indicate soil heaving from excessive movement of the roots. This can be a warning sign for failure, especially if the tree is leaning.

**C: Cavity in trunk (see figure):**

Includes cankers and wounds. Each could be minor or the start of a significant problem; further investigation may be warranted.

**E: Cracks or splits:**

Watch for longitudinal cracks or splits on the trunk, major branches, or branch unions.

**F: External signs of decay:**

Asymmetric shapes may be caused by the tree's formation of reaction wood and may be an indication of an internal problem. Other, more obvious signs of decay include the presence of fungal fruiting bodies and cavities.

**G: Dead branches:**

Dead branches within the canopy of a tree are probably the most obvious potential hazards. The risk of damage or injury depends on the size of the dead branch and distance from any potential targets.

**H: Human-caused defects:**

Wounds, weak or damaged limbs, root loss, and decay may be the result of construction, grade changes, soil compaction, poor pruning, or other misguided practices.

Above image taken from ISA leaflet 'Recognising Tree Risk' 2021

**B. Root failure**

The below pictures show examples of root failure – this is the most dangerous hazard that could be found. A tree with a failed root plate could fall at any time so this would need to be cordoned off straight away to keep people away from the hazard. Contact our office so we can arrange remedial action.



**C. & D & E. Codominant stems/Externally visible defects/Crack or split**

The below pictures show examples of external visible defects which can include splitting on limbs and on tree trunks. These can form from co-dominant stems but unless there is splitting at this point these do not need to be recorded during an interim tree inspection. These defects can be a highly dangerous hazard – if there is any doubt about the safety of these trees cordon the area off and contact our office for further advice.



**F. External signs of decay**

Obvious signs of decay can include the presence of fungal fruiting bodies and cavities examples of fungal brackets are shown on the pictures below. Different types of fungus have various levels of structural implications ranging from benign to very serious. If fungus is noted please check if this was picked up on formal tree report – if this was not picked up on the previous report contact our office for further guidance.



**G. Dead branches/hanging branches and Dead trees**

Minor deadwood is commonly found in most trees and it is impractical to have zero deadwood in any trees on site. If large sections of deadwood or split/hanging branches in the crown of trees, which may cause harm to people or property, are found please contact our office for further advice. If dead trees are found it may be necessary to cordon the area surrounding the trees off to restrict access until we can assess what action needs to be taken.



**H. Human caused damage/mechanical damage**

If trees are damaged due to any onsite construction work, heavy vandalism, fire, or other mechanical damage please contact our office for further advice. Particularly serious damage is root damage as this can potentially destabilise trees and/or put trees into decline as uptake of water and nutrients are affected. Extreme examples of this are shown on the pictures below.

