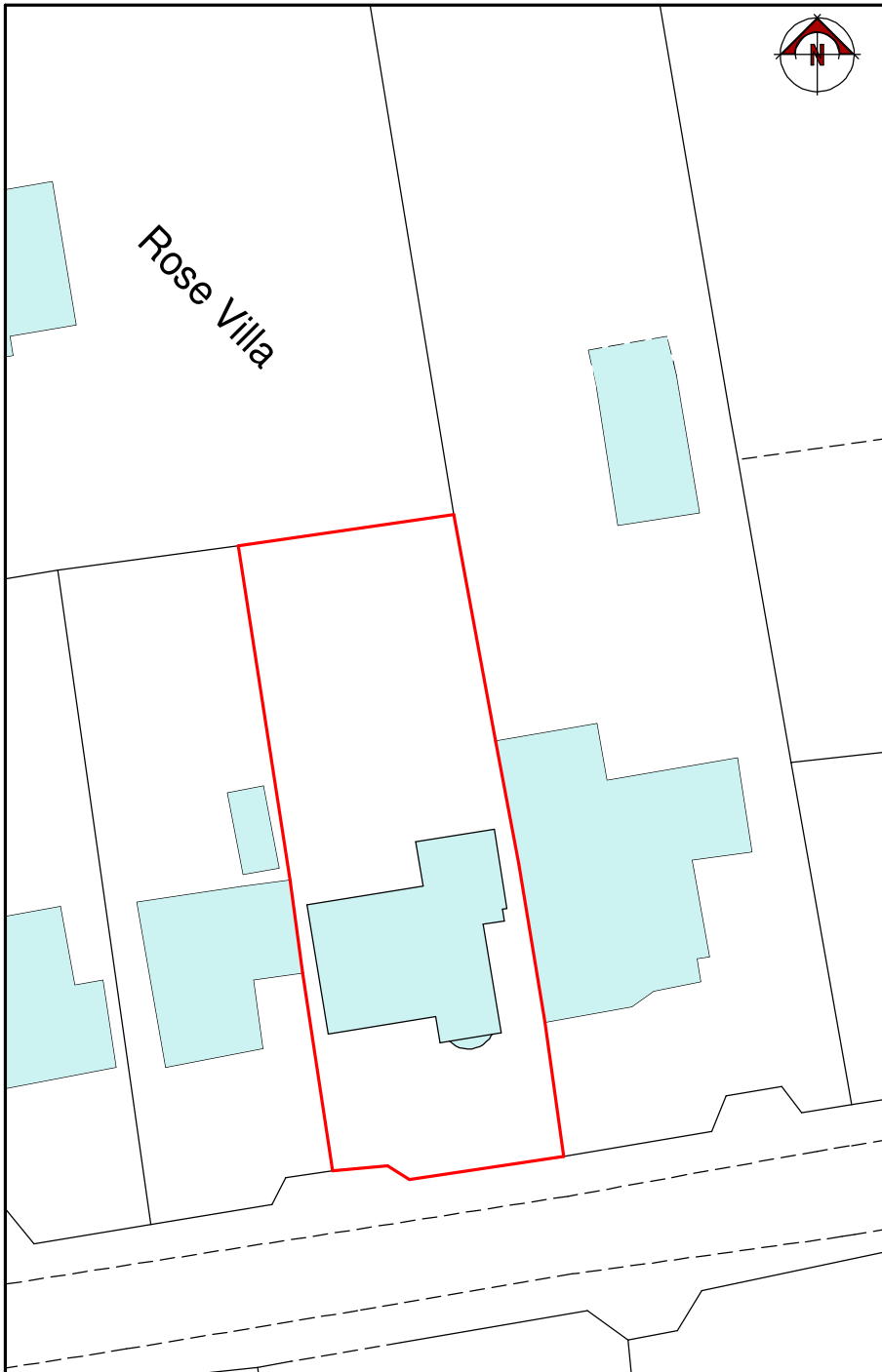




Rose Villa

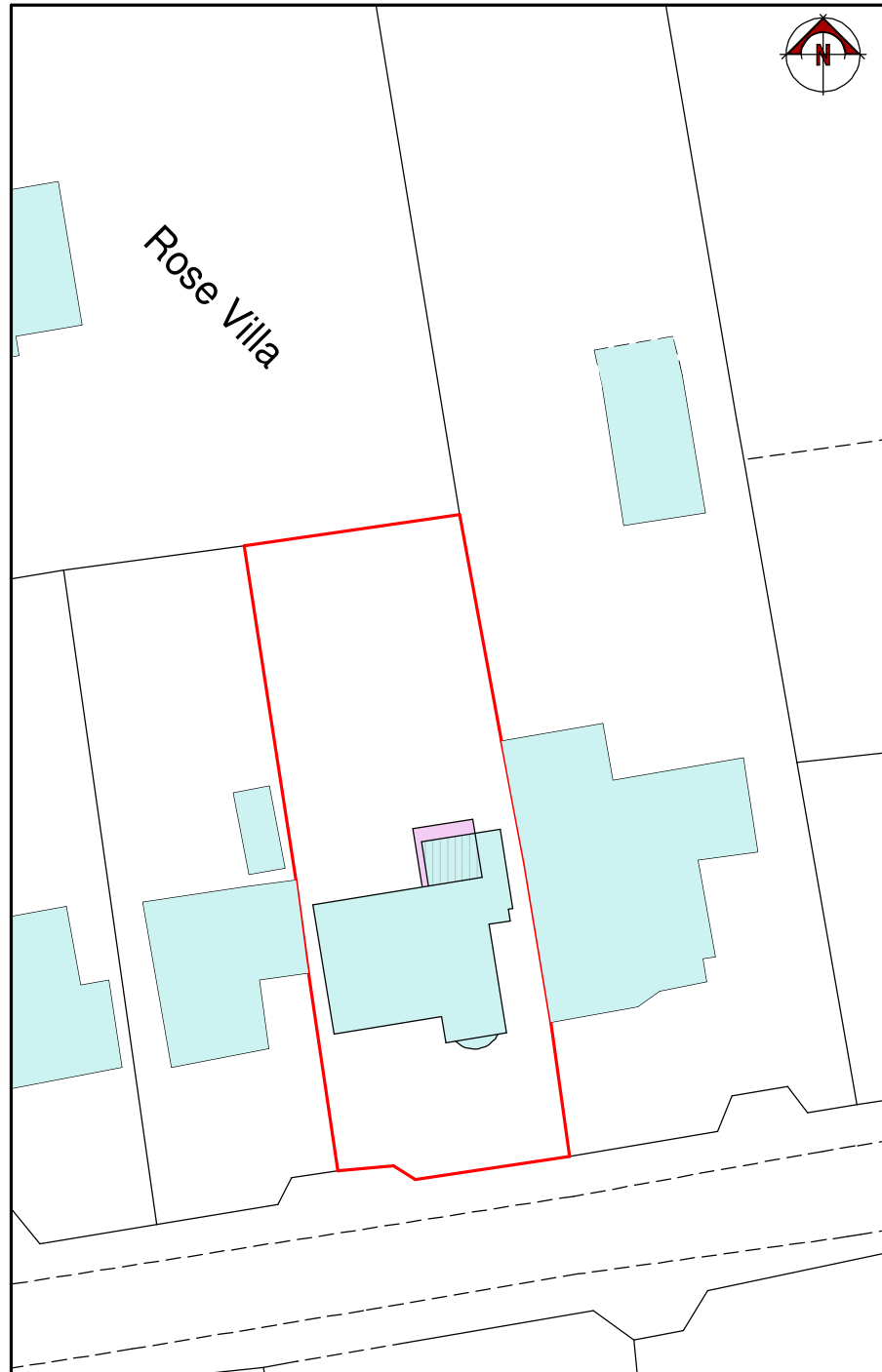


Ordnance Survey (c) Crown Copyright 2023. All rights reserved. Licence number 100022432

1 EXISTING SITE PLAN 1 : 500



Rose Villa






Ordnance Survey (c) Crown Copyright 2023. All rights reserved. Licence number 100022432

2 PROPOSED SITE PLAN 1 : 500

NOTES
All drawings and specifications contained in this document are the copyright of ARH Architectural Design.
All dimensions must be checked on site and noted from the drawings.
All discrepancies must be notified to the Agent immediately.

KEY :

-  Indicates the existing buildings
-  Indicates the proposed extension area
-  Indicates the area of existing building to be upgraded

Rev	Date	Revision
Drawn by :	Date :	
A.R. HEWITT	NOVEMBER 2023	

ARH Architectural Design

206 Liverpool Road,
Whitchurch,
Shropshire,
SY13 1UT

Tel: 07891 147512
e-mail
arharchitecturaldesign@gmail.com

ARH Architectural Design is a trading name of Sweeney & Associates Ltd.
Company Registered in England and Wales No. 1228408

© sep 2011 This drawing must not be reproduced without first obtaining our permission

Client :
Mr A. Galluzzo

Job Title :
PROPOSED PITCHED ROOF REAR EXTENSION TO
REPLACE THE EXISTING FLAT ROOF EXTENSION AND
INCREASE TO DORMER TO ACCOMMODATE A FIRST
FLOOR W.C. TOGETHER WITH INTERNAL ALTERATIONS AT
89 THE ELMLOWS AVENUE
HIGHER HEATH
WHITCHURCH
SY 13 2HD

Drawing Title :
EXISTING AND PROPOSED SITE PLAN

Dwg No : SHA17801	Scale : As Shown @ A4	Rev : -
-----------------------------	---------------------------------	-------------------