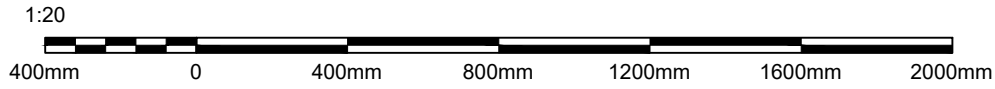
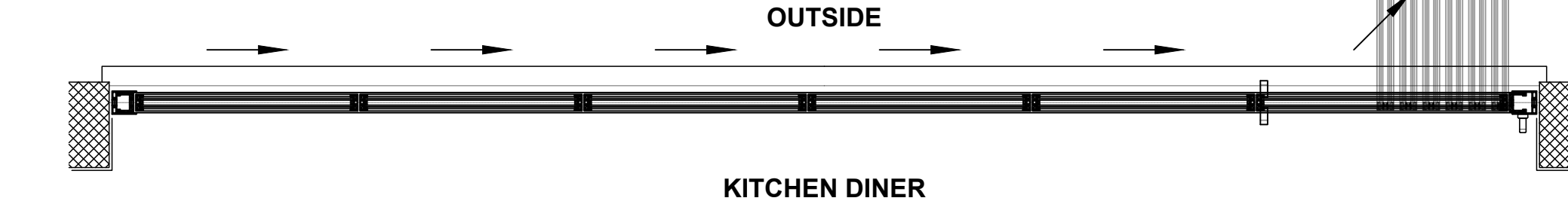
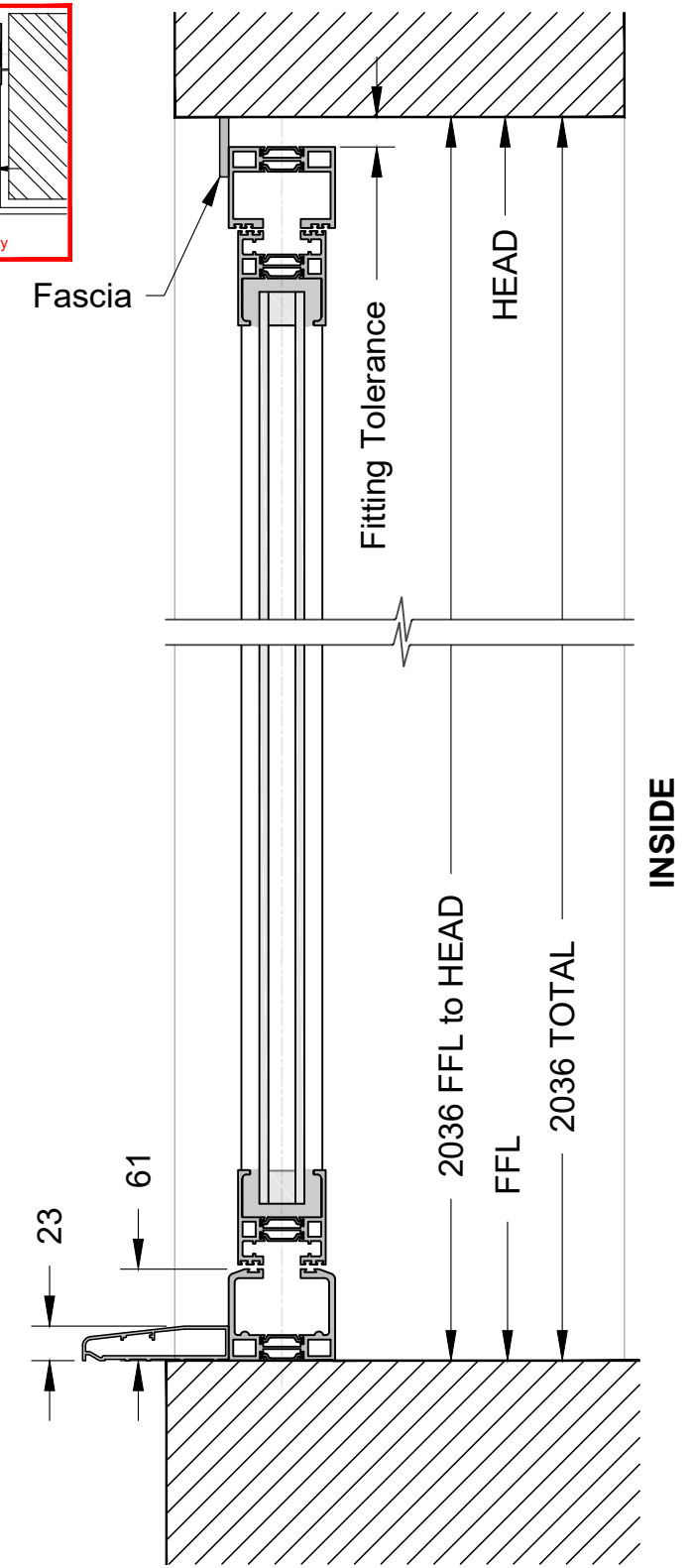
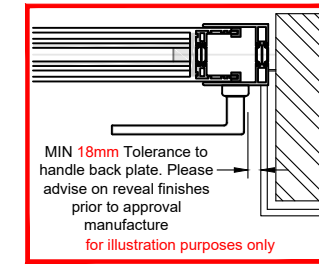


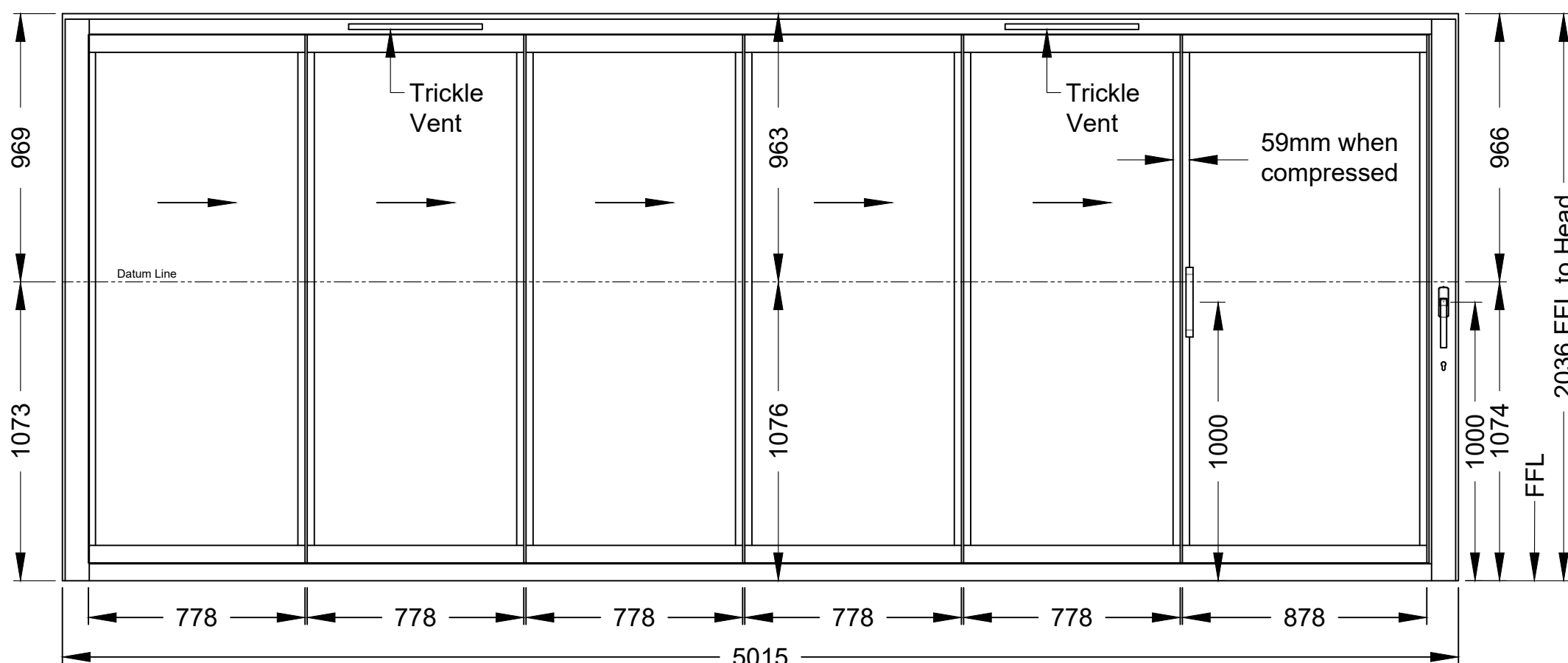
Width : 4995mm (Internal) + 20mm = 5015mm
 Height : 2036mm



ENLARGED DETAILS



Plan View



Elevation

Scale 1:20

Elevation viewed from inside Kitchen Diner

**NOTE: Unable to sink track as air bricks in the way
 FGC to remove & dispose of existing doors & frame**

Section

Scale 1:5

Client Confirmation of Drawing
 By signing, the client validates the drawing and agrees to FGC terms & conditions

SIGNATURE: _____ DATE: _____

Scale bar & elevation dim added 22/11/23

REV: DESCRIPTION: DATE:

This Drawing is the Property of Frameless Glass Curtains LTD
 Bottom track level threshold is **5mm** above finished floor level (FFL)
 To ensure the track is not pinched a **5mm expansion gap** must be used on both sides
 All Internal and External Finishes are Completed by Others to Suit Frame Installation by FGC
 Head Detail to be Confirmed Prior to Approval Manufacture
 An **18mm** tolerance to opening handle back plate is required please advise on reveal finishes prior to approval of manufacture
 Drawings show structural dimensions
 FGC will allow for their own tolerance for the Manufactured Dimensions

CRITICAL DIMENSIONS
 Finished Floor Level (FFL) to Head & wall opening dimensions are critical to manufacture. The critical dimensions must NOT be changed post FGC survey
 Any changes to these levels after manufacture will result in re-manufacture of FGC components at the clients expense.
 Any Tolerances Shown are for FGC's fitting to allow for dimensional variations in glass panels

Finish Details
 Colour : **RAL 7031**
 Handle : **Slimline**
 External Compression Handle : **No**
 Drop Pins : **Install 3 x Special**
 Holder : **Yes**
 Trickle Vent : **x 2**
 Marine Finish : **Yes**
 Glass Type : **Double Glazed Solar Controlled (Gray Tint)**

CLIENT:
 Carrie Haslett & Julia Pithouse
 Flat 23 The Van Alen Building
 24-30 Monarch Building
 Brighton
 BN2 1WP

DO NOT SCALE FROM DRAWINGS
 All dimensions to be checked on site by the contractor and any discrepancies to be notified to FGC prior to works being commenced.
 © All Rights Reserved. Copyright in all documents and drawings prepared by FGC and in any work executed from those documents and drawings shall remain the property of FGC.

TITLE:
**Elevations & Sections
 P5 Slimline Double Glazed
 6 Panel Door + Face Fix Sill
 Opening Outwards**

SCALE AT A3:
 1:20 & 1:5

DATE:
 03/10/23

CONTRACT NO:
 23-1257

DRAWING NO:
H&P002-01

REVISION:
A