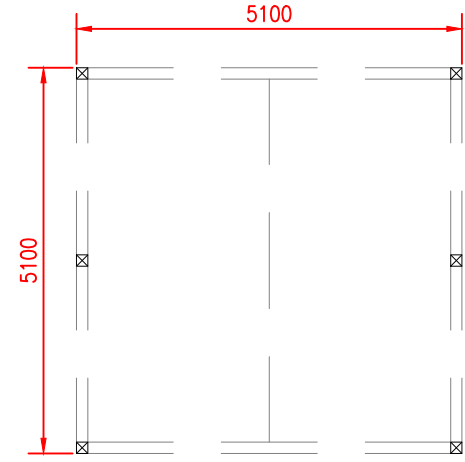
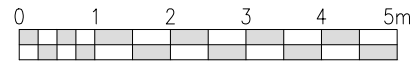
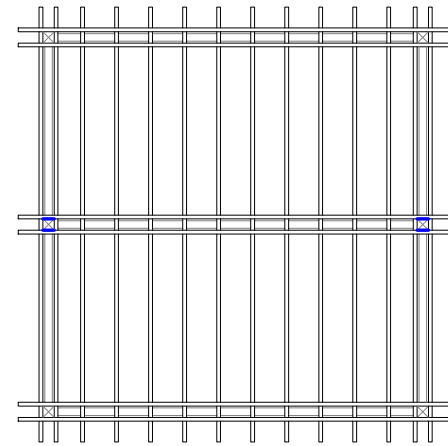


Proposed Site Timber Car Port Pergola - General Arrangement

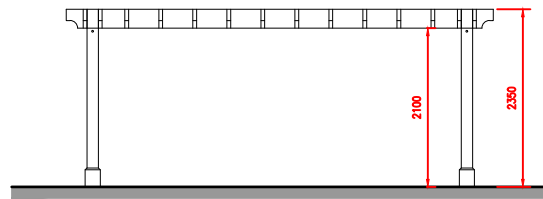
Scale: 1:100 @ A3



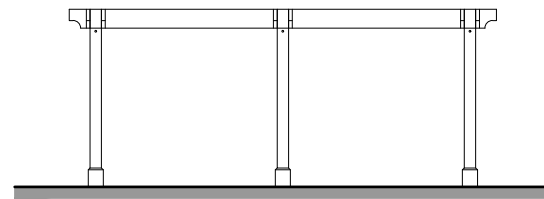
PERGOLA CARPORT FLOOR PLAN



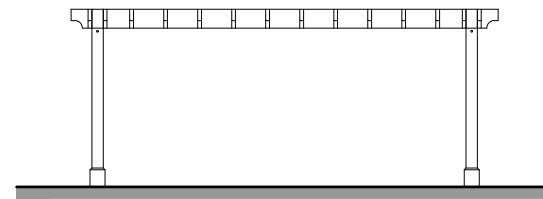
PERGOLA CARPORT ROOF PLAN



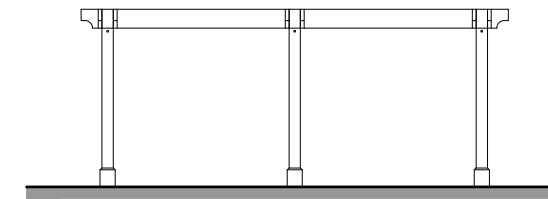
PERGOLA CARPORT FRONT ELEVATION



PERGOLA CARPORT SIDE ELEVATION



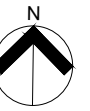
PERGOLA CARPORT REAR ELEVATION



PERGOLA CARPORT SIDE ELEVATION

NOTES
 Use figured dimensions only. Scale drawing only when a scale bar is present. All dimensions to be checked by user and any discrepancies, error or omissions to be reported to the architect before work commences. Read this drawing with all relevant materials.

Application Boundary



Rev	Date	Drn	Chkd	Description

Purpose of Issue:
PLANNING

client:
S. Warren

project:
42 Recreation Road, Guildford

drawing title:
**Proposed Timber Car Port Shelter
 General Arrangement - BLOCK B**

scale at A3: 1-100	date: Sept 22	drawn by: TL	checked by: AT
-----------------------	------------------	-----------------	-------------------

drawing number: 1555.PL.1190	revisions: -
--	-----------------

accord
 architecture
 www.accordarchitecture.com

Compton House, Walnut Tree Close, Guildford, Surrey, GU1 4TX
 [t] 01483 455100 [f] 01483 455210 [e] design@accordarchitecture.com