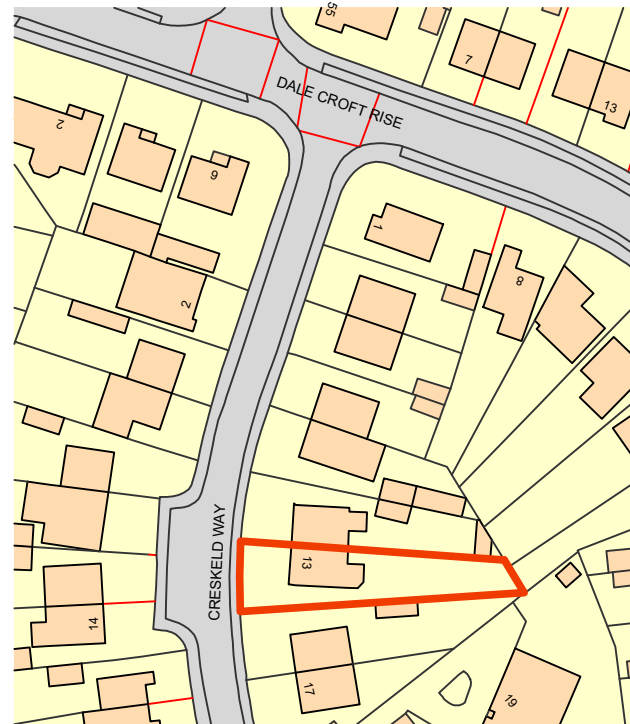


Responsibility is not accepted for errors made by others in scaling from this drawing. All construction information must be taken from figured dimensions only. Do not scale from this drawing for construction or acquisition purposes. All dimensions and levels must be checked on site and any discrepancies between drawings and specification must be reported to ATELIER DESIGNS.

ATELIER DESIGNS, 62 Wellington Road, Bradford,
W. Yorkshire BD2 3AH
Telephone: 07533463373
Email: Jonathan@atelierdesigns.co.uk

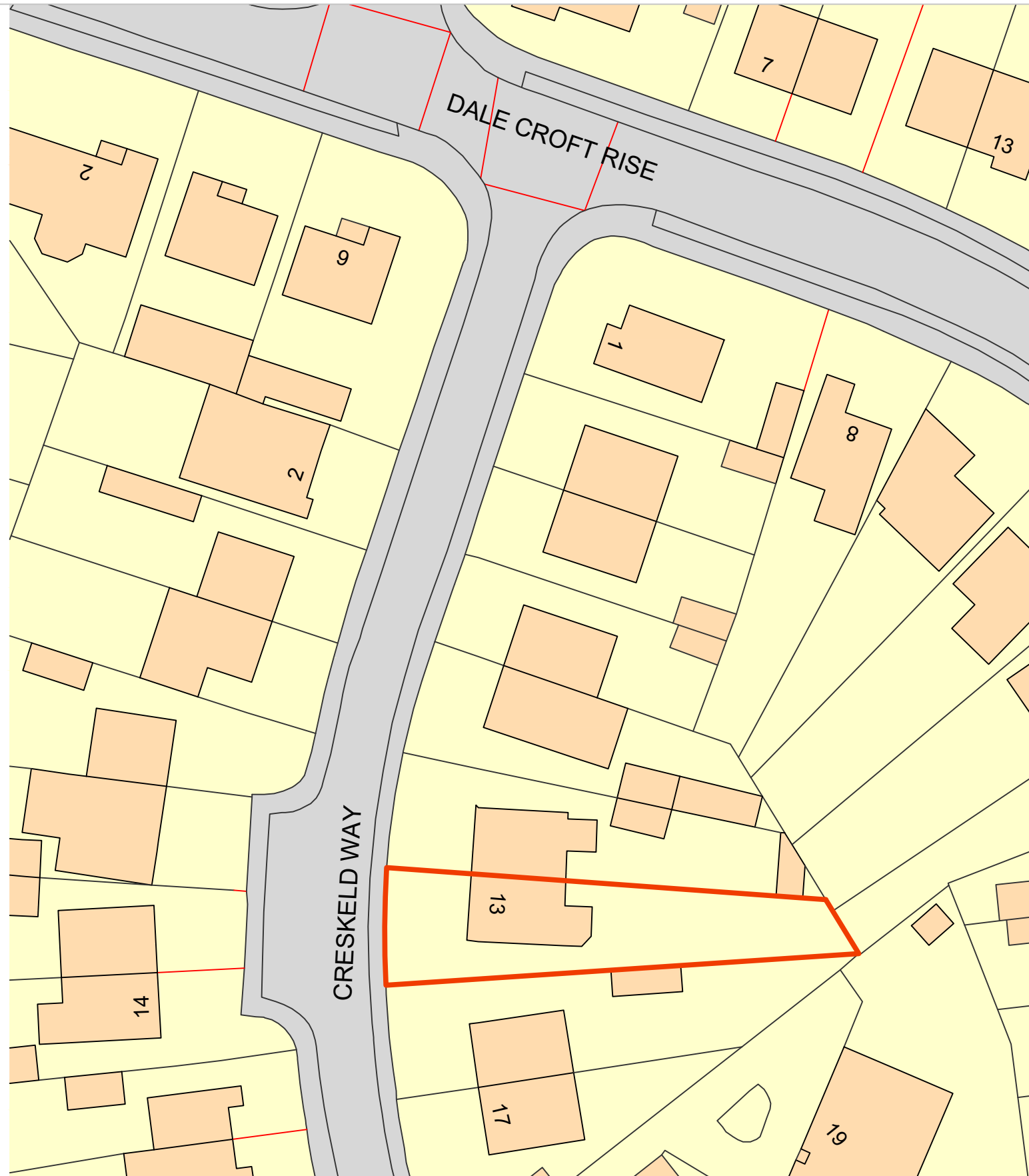
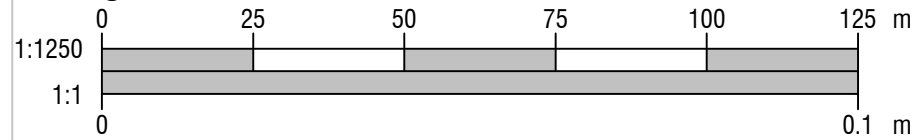
Notes:



Ordnance Survey, (c) Crown Copyright 2023. All rights reserved. Licence number 100022432

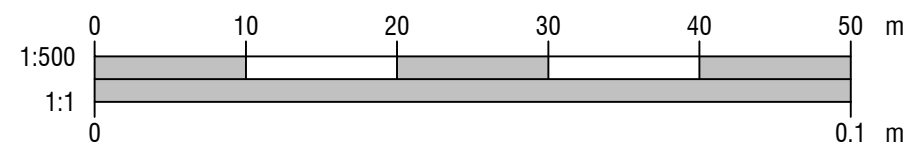
EXISTING LOCATION PLAN

SCALE @ 1:1250



EXISTING SITE PLAN

SCALE @ 1:500



Rev	Date	Revision notes	By	Check

DO NOT USE FOR CONSTRUCTION

Client David and Gemma Hillary	Drawing Title Existing Location and Site Plan
-----------------------------------	--

Project Title Double Storey Side Extension	Drawn JHS	Date 17/07/23
	Checked	Date

Scale	AS SHOWN
-------	----------

DWG No.	23003-A-001	Revision	-
---------	-------------	----------	---