

**SPECIFICATION**

**GROUND PREPARATION - GENERAL**

**Preparing for topsoil**  
Grading and cultivation shall be in accordance with BS 4428:1989 section 4. Subsoil that is to receive topsoil shall, whether obviously overcompacted or not, be thoroughly broken up by hand, by heavy rotavator, by subsoiler or tined equipment with adequate passes made to thoroughly break up the surface to a depth of 150mm, cleared of all large stones, bricks, perennial weeds, tree roots (excluding living tree roots), coarse vegetation and other extraneous matter.

**Subsoil grading**  
Subsoil shall only be graded after loosening as above, and this shall be undertaken by the use of a tractor and blade grader on large areas and by a small mechanical grader or by hand on small areas. Ground shall at no time be traversed by heavy machinery, for grading or any other purpose after subsoiling and/or topsoiling has taken place.

**Making up levels**  
When subsoil is deposited in low lying areas to raise formation levels, it shall be lightly consolidated and left broken up ready to receive topsoil. Imported fill material shall be natural subsoil free from metal, concrete or organic material with any one dimension greater than 100mm. All imported fill material shall be approved by the Landscape Architect prior to spreading on site.

**Supply of topsoil**  
Topsoil to be supplied shall be approved by the Landscape Architect and details of the source of supply shall be provided in order that inspection may be made before delivery commences. Topsoil shall conform to BS 3882: 2015. Recommendations and classification for topsoil, clause 4.1a. The soil shall be free of weeds, roots or perennial weeds, pests, diseases, debris, tree roots, sticks, subsoil and foreign matter and shall be capable of being broken down to a fine till.

**Temporary topsoil heaps**  
The depositing of temporary heaps of topsoil shall be so arranged that possible damage to existing grass, plants, larmacadam, paving etc, is avoided. Unless otherwise agreed by the Landscape Architect, temporary spoil heaps shall be on protected ground. Such protection shall take the form of tarpaulins, plastic sheets, boards or similar covering. If damage does occur, it shall be made good at the contractor's own expense. Areas excavated to receive topsoil but have not had the base loosened shall not be used as temporary off loading areas. If the bottom of the excavation has been loosened off, loading on these areas is permissible.

**Spreading topsoil**  
Prior to topsoil replacement the formation level shall be cleared of all stones, rubbish, debris with any one dimension greater than 75mm. Areas to be seeded or turfed shall be covered by topsoil 100mm thick and areas to be planted shall be covered by topsoil 400mm thick. Topsoil shall be spread in an evenly consolidated layer and shall be left cleared of all roots, stones and debris with any one dimension greater than 50mm throughout its depth. Unless otherwise stated the finished level shall be 25mm above adjacent hard areas. No topsoil shall be spread until the subsoil grade has been inspected by a Landscape Architect.

**PLANTING**

**Cultivation**  
Planting areas shall be rotovated to a depth of 225mm in the original ground, or where the ground is compacted, tipped and rotovated. Pick off stones, bricks, timber and all other debris arising which have any dimensions greater than 50mm and remove off site to tip. Do not cultivate across any drain where the stone is flush with the ground surface.

**Soil improvers**  
Where directed composts, fertilisers or other additives shall be incorporated into the soil. Spent mushroom compost or similar shall be spread to the specified thickness and incorporated, by rotovating, into the top 150mm. Fertilisers, organic or inorganic, shall be raked into the top 25mm.

**Rejection of plants**  
All plant material shall comply with the minimum requirements in BS 3936-1: 1992 Specification for trees and shrubs and BS 3936-4: 2007 Specification for forest trees. Any plant material, which in the opinion of the Landscape Architect, does not meet the requirements of the Specification, or is unsuitable, or defective in any other way, will be rejected. The minimum specified sizes in the plant schedule will be strictly enforced. The contractor shall replace all plants rejected at his own cost.

**Planting**  
All plant material shall generally be planted between November and March in open cool weather. Planting shall not take place in frosty, snowy or waterlogged conditions. Where approved, pot or container grown plants may be planted outside the described season, but adequate watering shall be supplied. Torn or damaged roots and branches shall be cleanly pruned prior to planting.

**Planting of whips, transplants and shrubs**  
The nature of the material to be planted is variable and the contractor shall allow for planting to be properly carried out in cases as described in BS 4428: 1989 section 7 'Amenity tree planting', section 8 'Woodland planting and section 9 'Planting of shrubs, herbaceous and bulbs'. All plants shall be planted at same depth, or very slightly deeper, as they were grown. Roots shall not be bent, broken or forced into inadequate pits or notches. Plants shall be upright, firmed in and wind resistant, with no air pockets around roots. All pots and root wrappings shall be carefully removed prior to planting. All pots and wrappings arising shall immediately be picked up and stored ready for removal to tip. Plants shall be planted at the specified centres. On steep slopes this shall be in the horizontal measure.

**Tree planting within soft landscape areas**  
Trees shall conform to BS 3936-1: 1992 and be planted in tree pits of the following sizes unless directed otherwise:  
Feathered trees - 900 x 900 x 450  
Selected standards - 1000 x 1000 x 600  
Heavy standards/Extra heavy standards - 1200 x 1200 x 600  
Excavated subsoil or stone shall be carried off site to tip. The bottom 250mm of the pit shall be dug and broken up. The bottom of the stake shall be backfilled with subsoil (site or imported) to comply with BS 8601: 2013. The top 300mm of the pit shall be backfilled with imported topsoil as specified unless directed otherwise.

**Compost for planting pits**  
Compost shall be a proprietary product, bark based incorporating fertilisers and improving additives. The type of compost shall be approved before its delivery on site, and the details of the product shall be supplied. Cambrak planting compost is approved. Where directed compost shall be added to and mixed with topsoil backfill at the following rates:  
Feathered trees - 40 litres  
Selected standards - 60 litres  
Heavy standards/Extra heavy standards - 80 litres

**Stakes for trees**  
Stakes shall be peeled round softwood, pointed, minimum diameter 75mm. The stakes shall be driven into the base of the tree pit prior to placing the tree and backfilling. Stakes shall in general have a clear height above the finished ground level as follows unless directed otherwise:  
Feathered trees - 750mm (one tie)  
Selected standards - 900mm (2 stakes, one tie each)  
Heavy standards/Extra heavy standards - 1200mm (2 stakes, one tie each)  
The stake shall be long enough to drive until they hold the tree firmly without rocking.

**Tree ties**  
Ties for bareroot trees, shall be approved rubber nail-on type with cushioned spacer such as Toms, or other equal and approved. Nails shall be flat headed galvanised and shall hold the ties securely into the stake. Ties shall not be over tight on the tree stems. Ties available from J Toms Limited, Wheeler Street, Headcorn, Ashford, Kent, TN27 9SH.  
Feathered Type - 04 (one tie)  
Select standards - Type L1 (one tie per stake)  
Heavy standards/Extra heavy standards - Type L3 (one tie per stake)

Ties for rootball and container grown trees shall be 50mm rubber tree belts in a figure of eight around the tree. Fixed to the stake with two flat head galvanised nails.  
Feathered - one belt  
Selected standards Type - two belts  
Heavy standards/Extra heavy standards - two belts

**Planting of trees**  
The tree shall be set upright and at the same depth as grown in the nursery, the roots shall be spread out (bareroot) and the soil followed by compost topsoil mixture, backfilled. Backfilling should be done to ensure close contact between roots and by firming in layers (bareroot). The soil shall be left level and tidy, any subsoil clods, bricks or stones over 50mm arising, collected and carted off site.

**Mulching**  
A 75mm compacted layer of medium grade pulverised bark, with a particle size of not more than 100mm and containing no more than 10% fines, shall be spread to form a continuous layer covering the whole of the bed, or in the case of standard trees within grass shall be in the form of a circle of 600mm diameter around the base of the tree. Whips and transplants shall be mulched in the form of a 300mm diameter circle around the base of the tree. Where trees are planted within grass a circular hemp mulch mat is required beneath the layer of mulch at the diameters stated above, secured with fixing pegs. The tree pit surface shall be as big as possible.

**TURFING**  
**Soil preparation and cultivation**  
All areas to be turfed shall be cultivated to a depth of at least 100mm, all weeds, stones and refuse larger than 50mm shall be removed to Contractor's tip, and shall be brought to a fine till. Allow for hand cultivation where machine work is not possible.

**Turf**  
Turf shall be extra-quality meadow turf and shall comply to BS 3969: 1998 +A1: 2013 and shall be laid in accordance with BS 4428: 1989, section 6, Turfing. The Contractor shall supply a sample of the turf he proposed to use for approval of the Landscape Architect and shall ensure that all turves are similar to the approved sample. The Contractor shall inform the Landscape Architect of the location of the supply, so that turf can be inspected prior to tilling.

**Season**  
Turf shall be laid when weather and soil conditions are suitable and, where possible, preference should be given to autumn and early winter operations. No turf shall be laid in exceptionally dry or frosty weather or in other unsuitable weather conditions.

**Delivery and stacking**  
For large areas, turf shall be delivered at appropriate intervals throughout the work so as to avoid stacking for long periods.

**Laying**  
No turf shall be laid until the soil preparation has been satisfactorily completed by being brought to an even till and firmness. Turves from the stack shall be wheeled to turf layers on planks laid closely side by side. Adequate timber planks shall be used to support operatives and barrows, and provide access. The turves shall be laid in consecutive rows with broken joints (stretcher bonds), closely butted and to the correct levels. The turf shall be laid off planks working over turves previously laid. Where necessary, the turves shall be lightly and evenly firmed with wooden beaters, the bottom of the beaters being frequently scraped clean of accumulated soil or mud. A dressing of finely sifted topsoil shall be applied and well brushed into the joints. Any inequalities in finished levels owing to variation in turf thickness or uneven consolidation of soil shall be adjusted by raking and/or packing fine soil under the turf. A roller shall not be used. The finished levels of the turf shall conform to the levels indicated, allowing for final settlement. Turf edges and margins shall be laid with whole turves. Turves adjoining buildings, walls or fences shall be taken to the face of the structure, giving complete soil cover.

**Laying around trees**  
Turf shall not be laid to within 300mm of any tree trunk.

**Watering**  
The Contractor shall be responsible for the replacement of any scorched turf. All necessary watering shall be carried out with sprinklers or oscillating sprays so as not to wash soil out of joints. If shrinkage occurs and the joints open, fine topsoil shall be brushed in and well watered.

**MAINTENANCE**  
All maintenance to be carried out up to handover to the adopting authority/ householder from the date of planting and turfing to ensure successful establishment. All dead, diseased, damaged plants must be replaced during this time unless the local Planning Authority states, in writing, any variation to this.

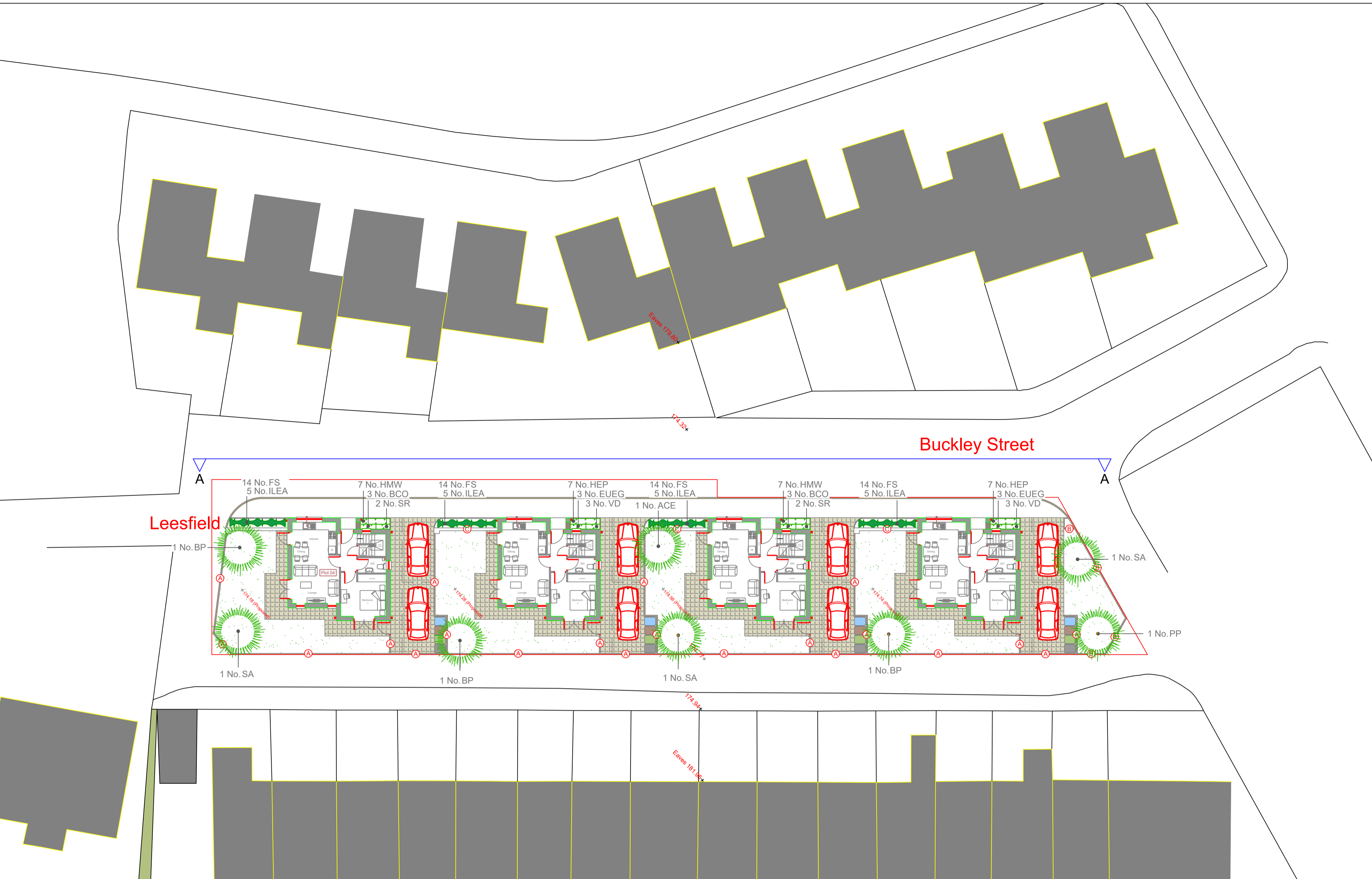
**Weeding**  
All beds to be kept weed free by hand weeding. Beds to be worked over as necessary to keep soil loose to approved cambers with no hollows.

**Pruning**  
At appropriate time, prune plants to remove dead, dying or diseased wood and suckers to promote healthy growth and natural shape.

**Watering**  
The Contractor shall ensure that sufficient water is applied to maintain healthy growth.

**Litter**  
Site to be kept free of litter.

**Grass cutting**  
The initial cut shall be carried out when first growth is apparent, blades set 20mm above ground. The Contractor shall continue cutting at appropriate intervals during the growing season and maintain 40mm high sward until grass areas are handed over. Watering, weeding, cutting, repair of all erosion and settlement and re-seeding as necessary to establish a uniform and healthy stand of grass shall continue until handover to the householder.

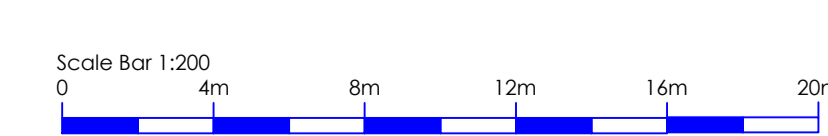
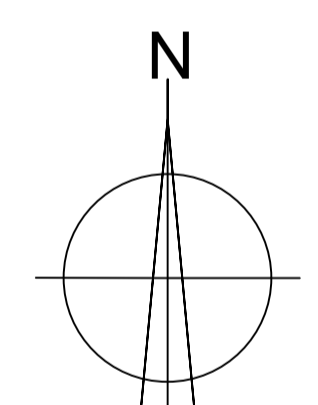


- Proposed extra heavy standard tree planting. All trees to be planted with root director such as Green Blue Urban RD1400A (www.greenblue.com)
- Proposed hedge planting
- Proposed ornamental shrub planting
- Grass

Abbreviation	Species	Height	Girth	Specification	Pot Size	Number of Plants
ACE	Acer campestre	min. 450cm	16-18cm	Extra Heavy Standard: 3x	RB	1 -
BP	Betula pendula	min. 450cm	16-18cm	Extra Heavy Standard: 3x	RB	3 -
PP	Prunus padus	min. 450cm	16-18cm	Extra Heavy Standard: 3x	RB	1 -
SA	Sorbus aucuparia	min. 450cm	16-18cm	Extra Heavy Standard: 3x	RB	3 -
						Total :8 No.

Abbreviation	Species	Specification	Height	Density	Pot Size	Percentage Contribution	Number
FS	Fagus sylvatica	Planted randomly in a double staggered row at 500mm centres	60-80cm	4/m	B	75%	56 -
ILEA	Ilex aquifolium	Planted randomly in a double staggered row at 500mm centres	60-80cm	4/m	3L	25%	20 -
							Total :76 No.

Abbreviation	Species	Height	Density	Pot Size	Number of Plants
BCO	Bergenia cordifolia	25-30cm	6/m²	3L	6 -
EUEG	Euonymus fortunei 'Emerald Gaiety'	20-30cm	6/m²	3L	6 -
HMW	Hebe 'Mrs Winder'	30-40cm	6/m²	3L	14 -
HEP	Hebe pinguifolia 'Pagei'	30-40cm	6/m²	3L	14 -
SR	Skimmia japonica 'Rubella'	30-40cm	4/m²	3L	4 -
VD	Viburnum davidii	30-40cm	6/m²	3L	6 -
					Total :50 No.



No dimension to be scaled from this drawing	Date	Rev	Dwn
© Copyright reserved			

Landscape Architecture  
Arbiculture

Trevor Bridge Associates Ltd  
Ashton Old Balis  
Stamford Street West  
Ashton-under-Lyne  
Lancs OL6 7FW

Tel: 0161-804 2099  
E-mail: info@trevorbridge.co.uk

Project	BUCKLEY STREET, LEES		
	BENTLEY LIVING		
Title	LANDSCAPE PROPOSALS		
Date	Scale(s)	Dwg no	Rev
Nov 23	1:200	7213.02	
Dwn	Chkd	@ A1	
JW			