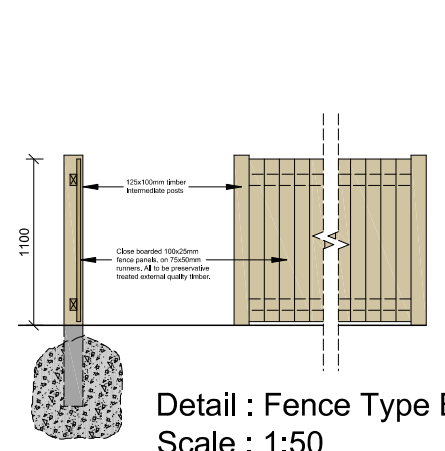
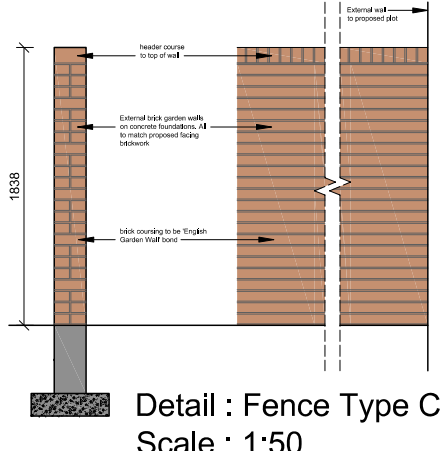


Detail : Fence Type A
Scale : 1:50



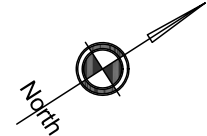
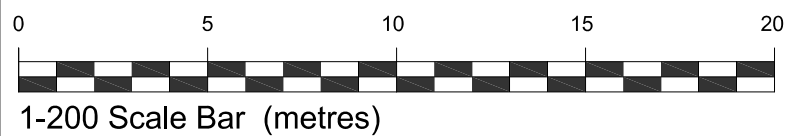
Detail : Fence Type B
Scale : 1:50



Detail : Fence Type C
Scale : 1:50

Hard Landscaping Legend:

- 1800/1100mm high timber fencing (see detailed sections)
- 1800mm high brick walls (see detailed sections)
- Existing cobbled roadway to remain
- Existing tarmac footpath to remain
- Existing unmade ground to remain
- Extension to existing road surface in tarmac
- Extension to existing footpath in tarmac incl. new kerbing
- Planters with edging formed in concrete flag-on-edge
- Permeable tarmac to driveways
- Concrete flag paving to entrances & rear gardens
- Grassed areas



REV	DATE	AMENDMENT	BY	CHKD

HNA architects
Architecture | Planning | Design

PROJECT:	Buckley Street, Lees			
CLIENT:	Bentley Living			
DRAWING:	Hard Landscaping & Boundary Treatment Details			
DRAWN BY:	TR	CHECKED BY:	MB	CREATED:
STATUS:	Planning	DRAWING No:	1425/P2-002	SCALE:
				1:200 @ A3
				REVISION:

DO NOT SCALE.
COPYRIGHT REMAINS WITH HNA ARCHITECTS LTD.

TEMPLE WORKS, TEMPLE STREET, OLDHAM, OL13NJ
TEL: 0161 688 1820
E-MAIL: info@hna-architects.co.uk

RIBA Chartered Practice