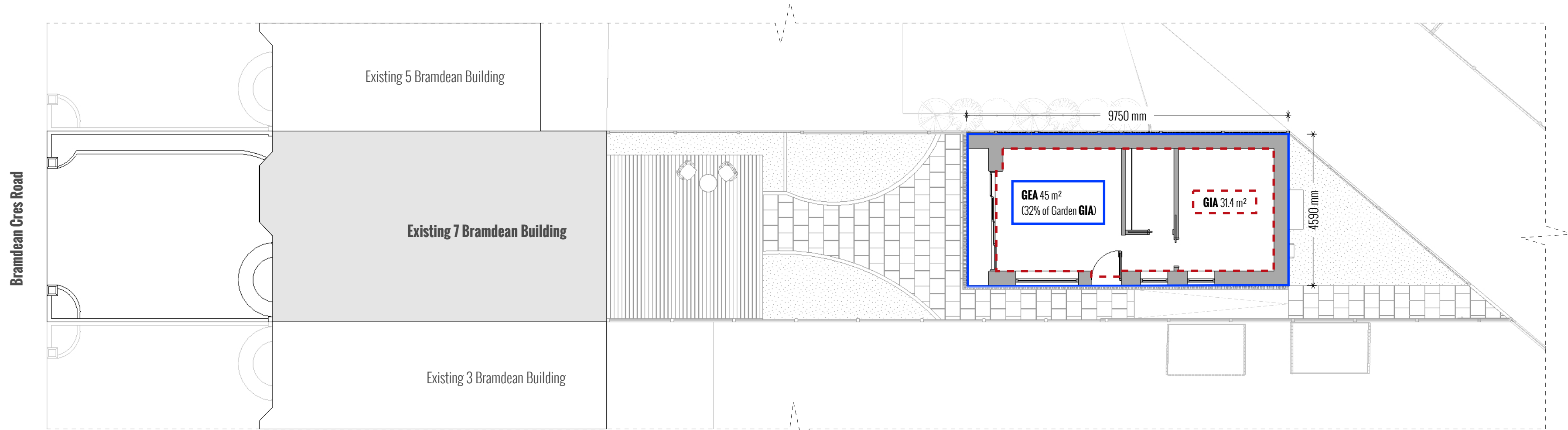
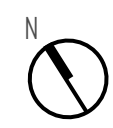


01 EXISTING FULL GROUND FLOOR
scale 1:100



02 PROPOSED FULL GROUND FLOOR
scale 1:100



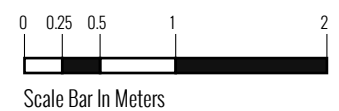
Disclaimer
Do not scale from this drawing.
Check all dimensions on site before fabrication or setting out.
This document is copyright and may not be reproduced without permission of the owner.

Notes
Dimension on drawing are based on architectural survey for general arrangements plan purposes only, and provided by client or representative specialist.

This drawing is for information only.
This drawing is not for construction.

Notes
The out-building does not exceed 50% of the total rear garden area.

- Existing Garden Gross Internal Area: 139 m² = 100 % Garden Area
- Proposed Outbuilding Gross Internal Area: 31.4 m²
- Proposed Outbuilding Gross External Area: 45 m² = 32% of Garden Area



Rev	Notes	Date	Dwn	Iss
00	Issue for Planning Application	13.11.2023	ARTES	ARTES

ARTES
LONDON

1 Gosh House
63-75 Gresham Road
London W5 0YH

+44 (0) 7815556949
info@arteslondon.com
www.arteslondon.com

Client:
Mrs. Karen Lyon

Consultants:

Project:
7 Bramdean Crescent SE12 0NU

Drawing Title:
Existing & Proposed
General Arrangements Full Ground Floor Areas

Scale	Drawn By	Checked By	Issued By
1:100 @ A2	ARTES	ARTES	ARTES

PLANNING

Project No	Drawing No	Revision
23014	A_PL_102	00