SCALE 1:100 — 0 2M 4M 6M 8M 10M

SCALE 1:500 — 0 10M 20M 30M 40M 50M

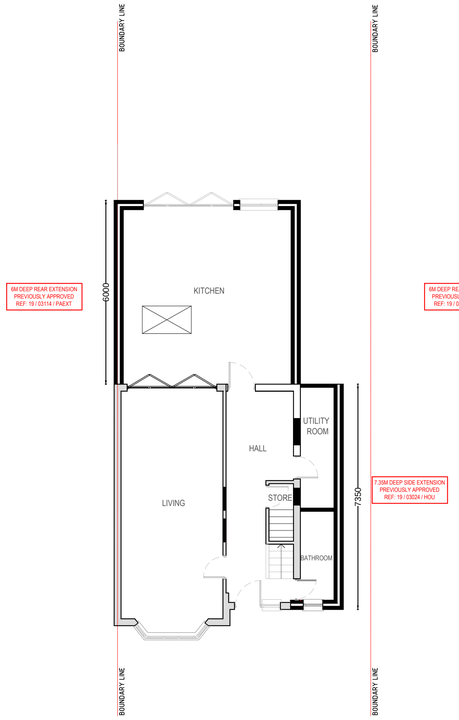

PROPOSED PLAN - GROUND FLOOR
(SCALE 1:100)

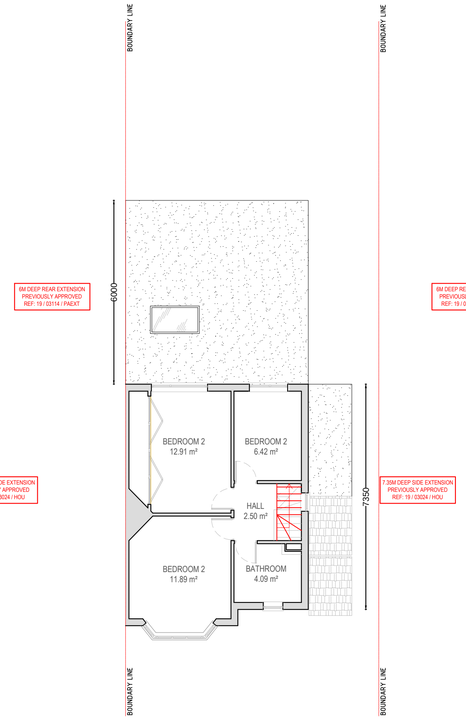

PROPOSED PLAN - FIRST FLOOR
(SCALE 1:100)

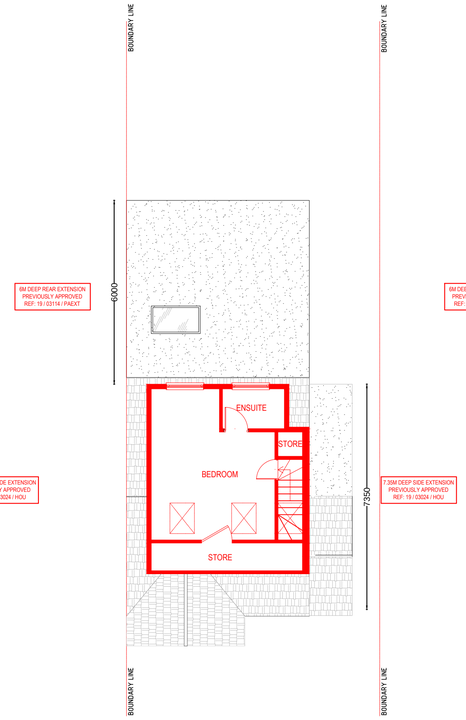

PROPOSED PLAN - ROOF PLAN
(SCALE 1:100)

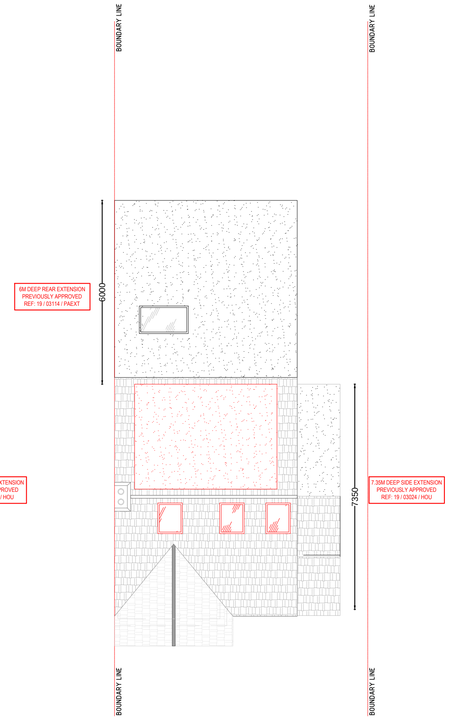

PROPOSED PLAN - ROOF PLAN
(SCALE 1:100)

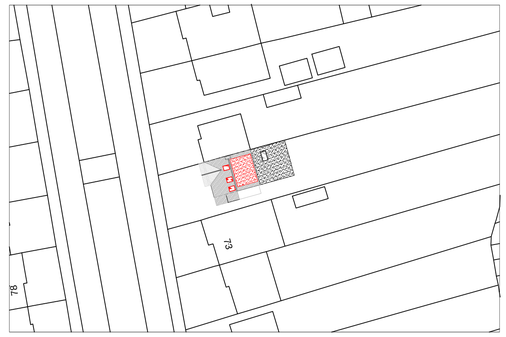

PROPOSED SITE PLAN
(SCALE 1:500)

ROOF ADDITIONAL VOLUME CALCULATIONS

HIP TO GABLE
= A x ½ B x ½ C
= 7.79 x ½ 2.56 x ½ 3.90
=11.67m³
DORMER
= ½ D x E x F
= ½ 3.42 x 2.26 x 4.65
= 17.97 m³
TOTAL VOLUME GAINED = 29.64 m³
*UNDER THE 50 CUBIC METRES VOLUME ALLOWANCE FOR A DETACHED & SEMI DETACHED HOUSE & 40 CUBIC METRES FOR TERRACED HOUSES

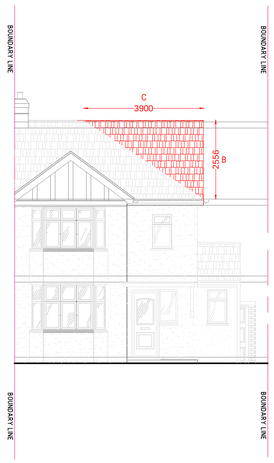

PROPOSED ELEVATION - FRONT
(SCALE 1:100)

PROPOSED ELEVATION - REAR
(SCALE 1:100)

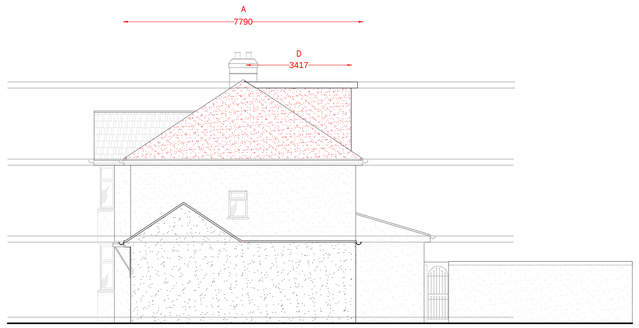

PROPOSED ELEVATION - SIDE I
(SCALE 1:100)

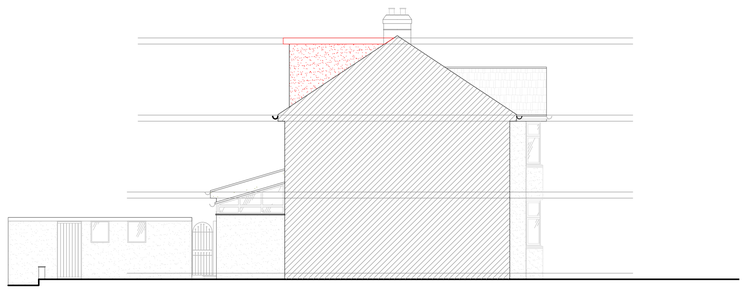

PROPOSED ELEVATION - SIDE II
(SCALE 1:100)

NOT APPROVED FOR CONSTRUCTION

All measurements to be checked on site and not scaled from this drawing.
Any discrepencies to be reported to The White House Design LTD.
Party wall (etc) act 1997 to be agreed with adjoining neighbours prior to commencing.
All works to the satisfaction of local authority inspector.
No deviation from these drawing what so ever,
unless agreed in writing with The White House Design LTD.

DESCRIPTION
PROPOSED LOFT CONVERSION

THE WHITE HOUSE DESIGN LTD
ARCHITECTURAL CONSULTANTS
& STRUCTURAL ENGINEERS
7 PROGRESS BUSINESS CENTRE
WHITTLE PARKWAY SLOUGH BERKSHIRE SL1 6DQ
TEL: 01628 660 444

SITE ADDRESS:
71 PRINCES AVENUE
SURBITON
KT6 7JL

REVISIONS			
DATE: 23-10-2023			**DRAWN BY:** MH
SCALE: 1:100, 1:500 @ A1			**CHECKED BY:**
DRAWING TITLE: PLANNING			**DRAWING NUMBER:** MH/71/2023/C