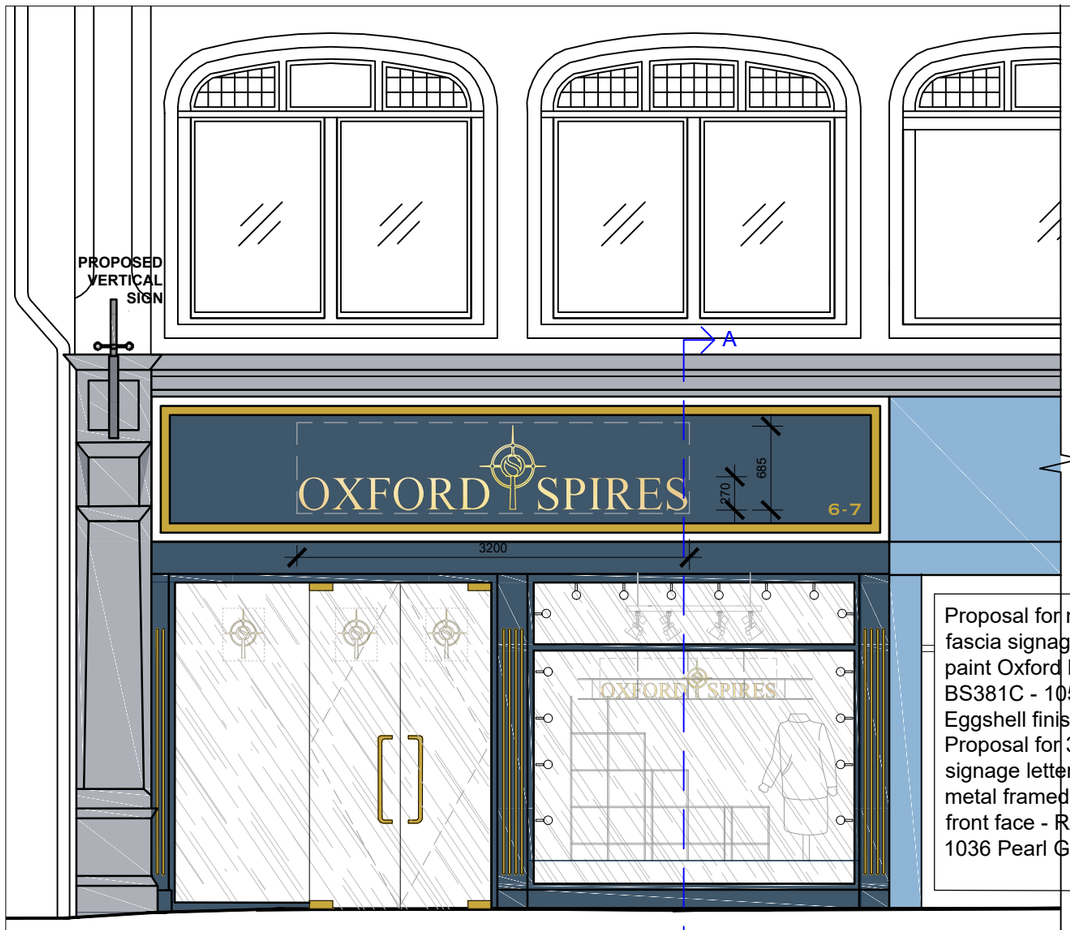

Proposal for main new fascia signage: External paint Oxford Blue - BS381C - 105 Eggshell finish
Proposal for 3D back lit signage letters & logo: metal framed with solid front face - RAL colour 1036 Pearl Gold

1 Proposed Fascia Signage

1:50 @ A3 -

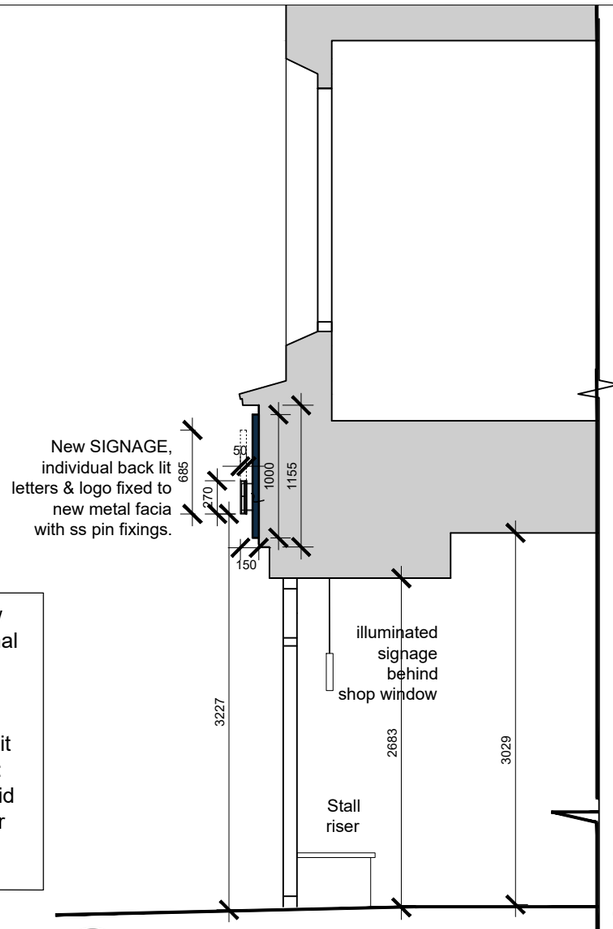

2 Section A-A

1:50 @ A3 -

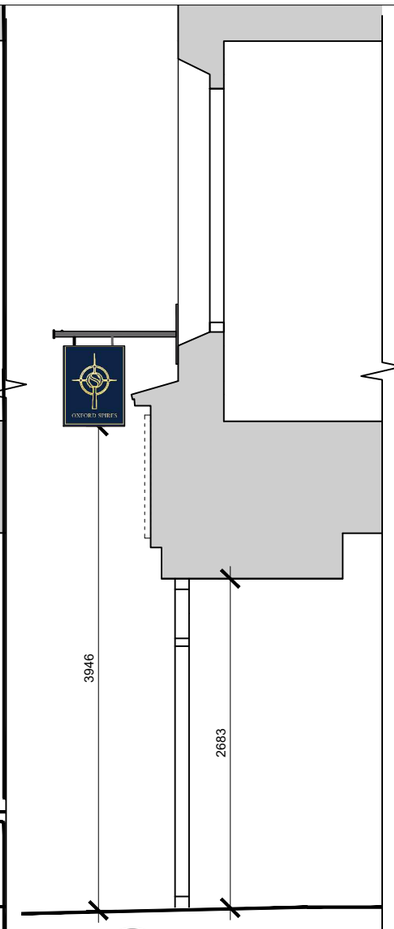

3 Vertical Sign

1:50 @ A3 -

SCALE 1:50

0 1 2 3 4 5m

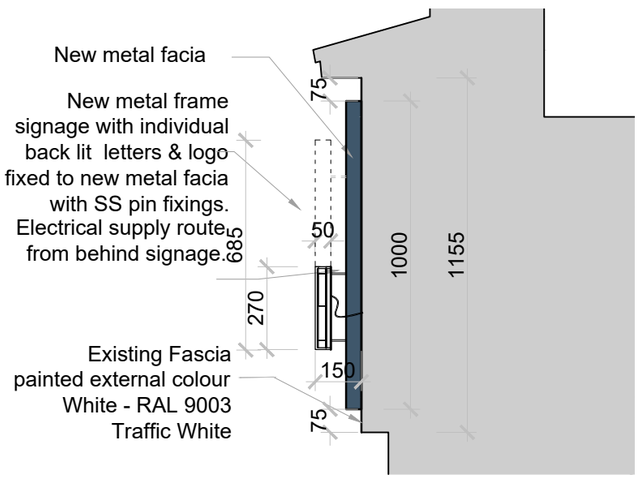

4 Detail of Fascia Signage

1:20 @ A3 -

EXAMPLE OF BACK LIT ILLUMINATED SIGNAGE

LEVELS OF ILLUMINANCE BASED ON PROPOSED AREA OF FASCIA SIGNAGE, WILL BE LIMITED TO 150 cd / m2 , IN ACCORDANCE WITH BS EN 50107-3 AND BS EN 61347-2-13:2014, TO AVOID LIGHT SPILLAGE, POLLUTION AND GLARE, AND TO MINIMISE THE IMPACT ON THE VISUAL AMENITY OF THE AREA.

SPECIFICATION FOR VERTICAL SIGN : ON EXISTING BRACKET LOCATION AS SHOWN TO HOLD NON ILLUMINATED BLADE SIGN : METAL SANDWICH BOARD SIGN OF 500MM WIDE X 650MM HIGH WITH GOLD LETTERS & IMAGE (RAL 1036 Pearl Gold)ON AN OXFORD BLUE BACKGROUND - BS 381C - 105 WITH A GOLD FRAME

SCALE 1:20

0 0.5 1 2m

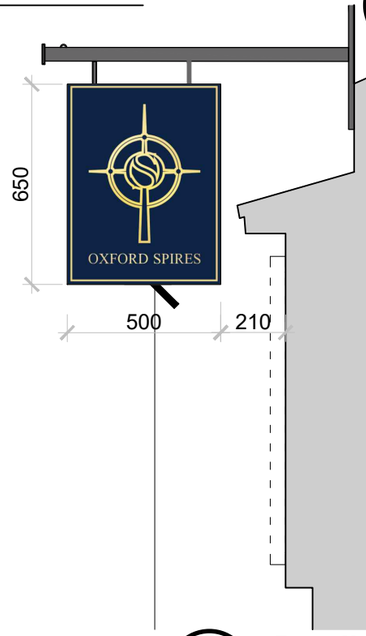

5 Detail of Vertical Signage

1:20 @ A3 -

N

The use of this data by the recipient acts as an agreement of the following statements. Do not use this data if you do not agree with any of the following statements:-

All drawings are based upon site information supplied by third parties and as such their accuracy cannot be guaranteed. All features are approximate and subject to clarification by a detailed topographical survey, statutory service enquiries and confirmation of the legal boundaries.

Do not scale the drawing.
Use figured dimensions in all cases.
Check all dimensions on site prior to fabrication of any steelwork.

Report any discrepancies in writing to Wren Architecture as soon as they are identified before proceeding.

All proposed structural modifications to existing building to be in accordance with the structural engineer's drawings and specifications.

All proposed structure, including concrete slabs and steel beams, to be in accordance with the structural engineer's drawings and specifications.

Client

MR SARWAR AFZALI

Architects & Designers

Wren. architecture & design
31 Chester Road, N19 5DF, London UK.
+44 (0) 2072818982
www.wrenarchitecture.com

Rev	Description	Date	Drn	Chk

Status
ADVERT CONSENT APPLICATION

Project
7 CORNMARKET
OXFORD
OX1 3EX

Drawing Title
PROPOSED
SIGNAGE DETAILS
FRONT ELEVATION

Project No.	Drawing No.	Revision
0235	A600	-

Scale @ A3	Drawn By
1:50/20	MW

G:\0235 7 Cornmarket Oxford OX1 3EX\01 Architecture\Work Set\ELEVATIONS\0235 7 Cornmarket Oxford OX1 3EX.dwg 9:51 AM