








**Key**

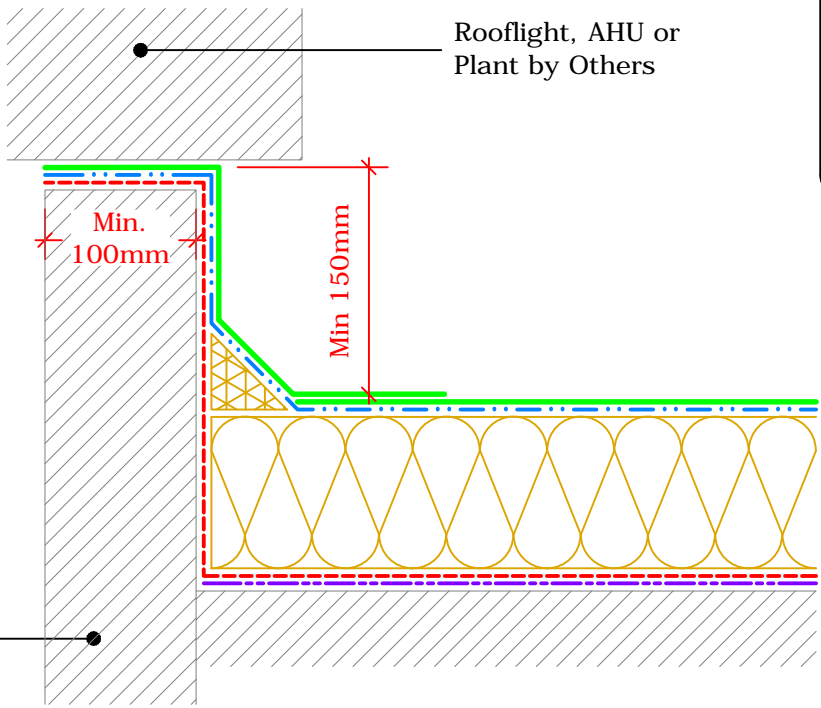
-  Bauder Capping Sheet (For all Green Roof details use Bauder Root Resistant Cap Sheet)
-  Bauder Underlayer
-  Bauder Insulated Fillet
-  Bauder Insulation
-  Bauder Air And Vapour Control Layer (Use Bauder Self-Adhesive Vapour Control Layer on combustible substrates)
-  Bauder Random Nailed Layer used on **TIMBER BOARDED DECKS ONLY**
-  Deck / Substrate

**Important note:**  
 This drawing shows alternative options. For the correct solution to be used, refer to the project specific specification.

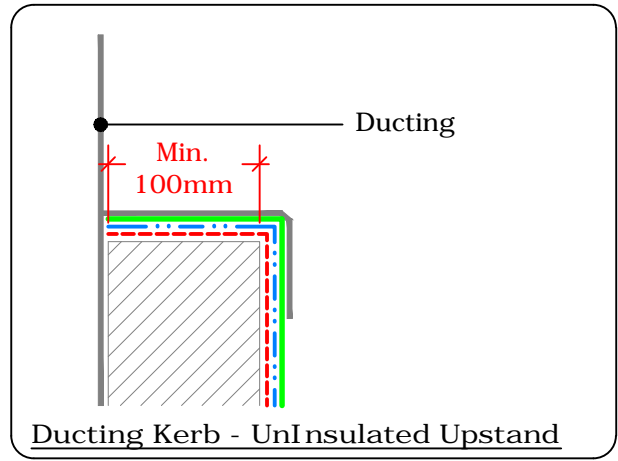
**COMBUSTIBLE SUBSTRATES:**  
 The details contained within this drawing are deemed to be 'Safe to Torch' when using the Bauder Self-adhesive Vapour Control Layer subject to adequate risk assessments.

For 'Torch-Free' Detailing see Drawing D0000-00W\_200-001TF

Existing upstands must be modified to be a minimum width of 100mm and at least 150mm above the finished level of the waterproofing surface



**Alternative Details**



**Builder's Kerb - UnInsulated Upstand**

**IMPORTANT NOTES:**

1. This detail is suitable for the following Bauder Systems: **Bauder Total Roof System, Bauder Total Green Roof System, Bauderflex, Bauderflex Green, Airtech**
2. Do not scale to ascertain dimensions.
3. All dimensions are in Millimetres and are to be checked and verified on site prior to commencement of work.
4. This drawing is to be read in conjunction with the specification and associated drawings.
5. This detail is a guideline only, representing typical detailing conditions and illustrate the correct application of the above Bauder System. It may be necessary to modify this detail to suit specific project design constraints and conditions.
6. Refer to the Bauder Specification for the deck type, product description and method of application. For clarity the method of attachment has not been shown.
7. Provision should be made by the installer for mechanically fixing the top leading edge of all upstand details in excess of 250mm in height using appropriate fasteners.

**BITUMINOUS STANDARD DETAIL**

Scale:	Drawing Number:	Rev:
1:5 @ A4	D0000-00W_102-001	-
Drawn By: CD	Checked By: PH	Approved By: RC
	Date:	11.01.22



**UK OFFICE**  
 Bauder Limited  
 70 Landseer Road,  
 Ipswich,  
 Suffolk, IP3 0DH,  
 England.  
 T: +44 (0)1473 257671  
 F: +44 (0)1473 230761  
 E:technical@bauder.co.uk  
 bauder.co.uk

**IRELAND OFFICE**  
 Bauder Limited  
 O'Duffy Centre, Cross  
 Lane, Carrickmacross,  
 Co. Monaghan,  
 Ireland.  
 T: +353 (0)42 9692 333  
 F: +353 (0)42 9692 839  
 E:technical@bauder.ie  
 bauder.ie