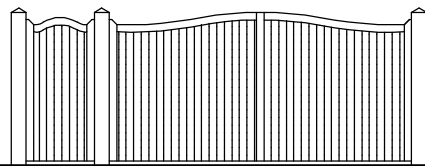
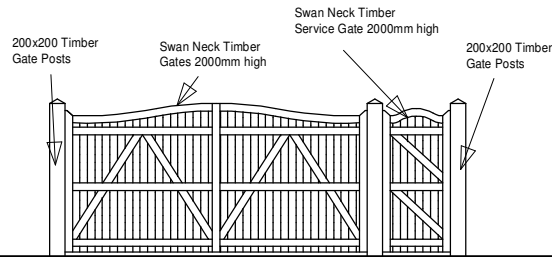


GATE ELEVATIONS

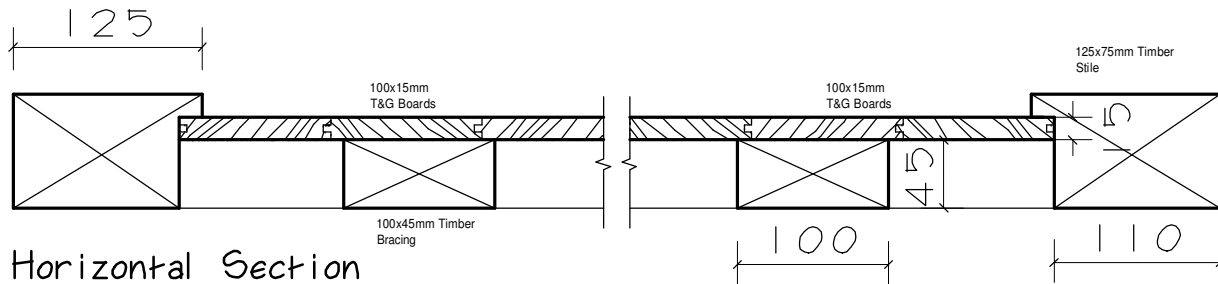


North Elevation

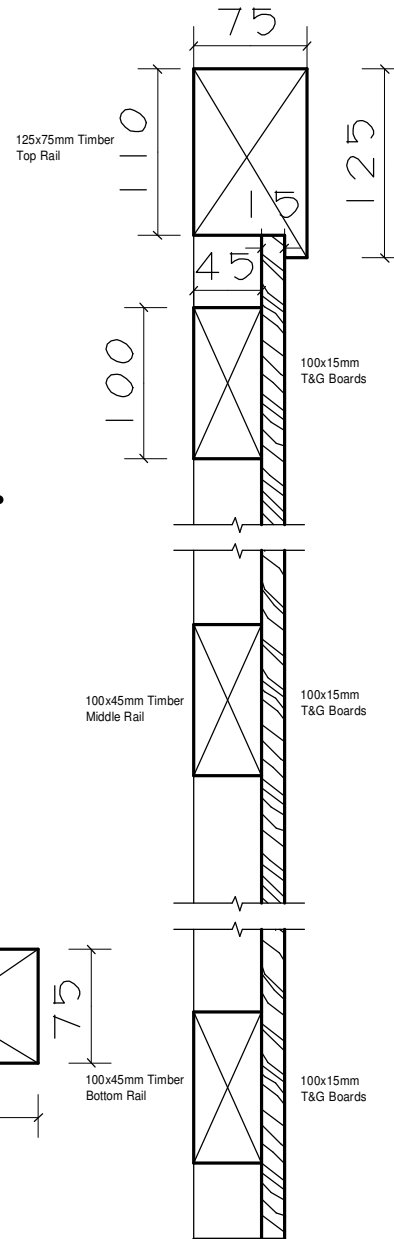


South Elevation

Doors to be manufactured from timber.



Horizontal Section



Vertical Section

NOTES:
The project to which this drawing applies requires Planning and Building Regulations Approvals prior to commencement of any works on site. Works carried out without prior Approvals are at the clients own risk. All dimensions and angles must be checked on site and not scaled from this drawing. The project to which this drawing applies should, if applicable, be undertaken in full compliance with the C.D.M. Regulations 2015 and The Party Wall etc Act 1996, under the control of a client appointed planning supervisor and building surveyor.

Client **Mr J Layfield & Mrs J Ward**

Job Title
**Proposed Alterations
Harbour Farm
Havenside
Hedon
HU12 8HH**



WRIGHT DESIGN

18, WESTWICK, SHERIFF HIGHWAY, HEDON, HULL, HU12 8HQ
Tel: 01482 897079 Mobile: 07961 970758
Email: dwright@wrightdesignhull.co.uk

Date	24/9/23	Drw. No.	4119/DD
Drawn	DGW		
Scale	1:5 1:100 @ A4		