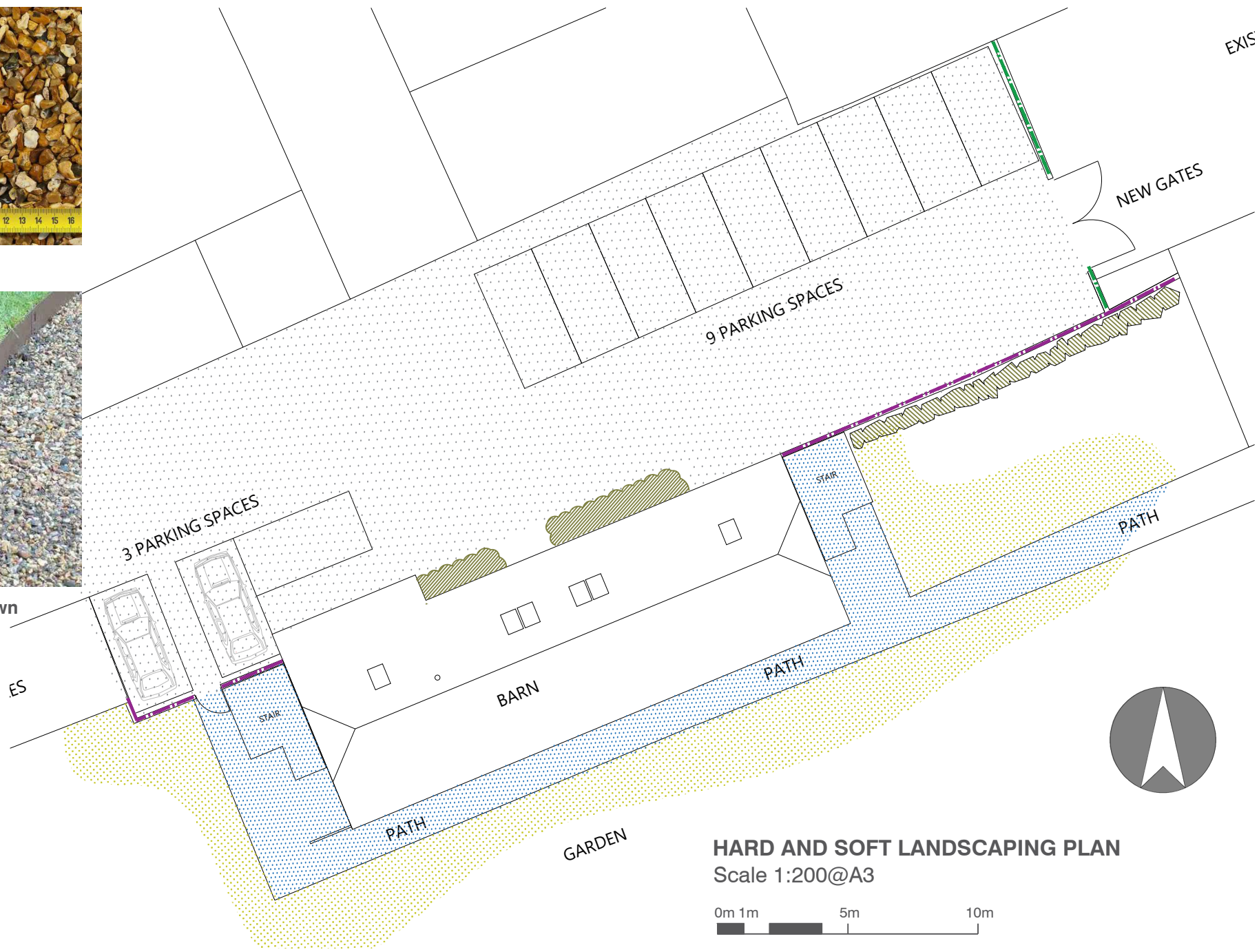




10mm golden gravel



Everedge Classic Lawn Edging
Interlocking coated galvanised steel
Colour Slate Grey
100mm high



HARD AND SOFT LANDSCAPING PLAN
Scale 1:200@A3


- EXIST'**
- NEW WALL & GATES - REFER TO ELEVATION BELOW**
 - NEW FENCE & GATE - REFER TO ELEVATION BELOW**
 - NEW GRAVEL PATH WITH METAL EDGING (refer to photos top left)**
 - EXISTING CONCRETE YARD**
 - EXISTING LAWN RETAINED**
 - PROPOSED PLANTING BORDER:**

- Mixed ornamental planting - typical planting schedule:
- genista hispanica 30-40 cm - 3 l pots
 - hebe x franciscana blue gem - 50 cm - 7.5 l pots
 - hebe speciosa - 50 cm - 7.5 l pots
 - lavandula angustifolia hidcote - 40 - 60 cm - 3 l pots
 - viburnumtinus - 90 cm - 30 l pots

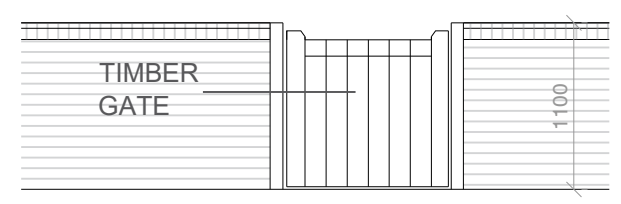
Density approximate 3-4 plants per m2.

PROPOSED NATIVE HEDGING:

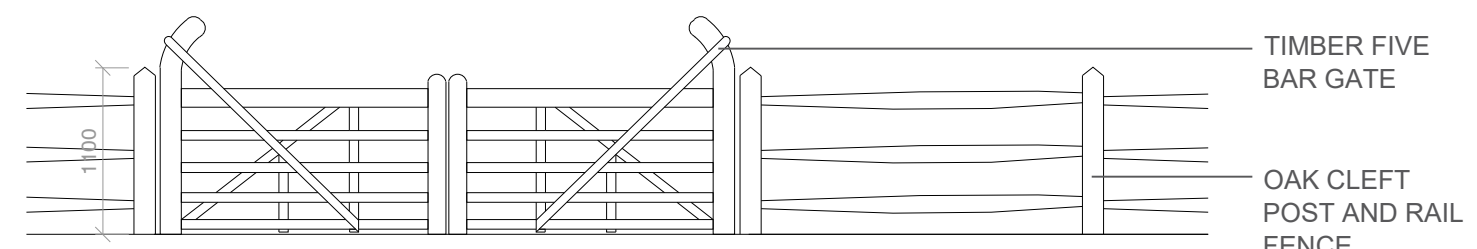
Hedging: Native species hedging to be planted as indicated:
Hedging to comprise 50% Hawthorn with the balance made up of 10% each of the following Dogwood, Guelder Rose, Field Maple, Hazel and Holly: seedlings to be min 60 cm high: double staggered rows of plants: 30 -35 cm between plants and rows: tubes around each plant to protect from rabbit damage. Planting to take place between October and March. Hedge beds to be excavated to a width of 600mm and prepared with well dug in manure. Hedging plants to be healthy, vigorous and well rooted. Roots to be carefully spread and packed with finely broken soil, well consolidated and firmly heeled. After laying hedges shall be watered thoroughly as necessary. Hedge shall be trimmed no more than once every 2 years. Trimming to take place January to February. All dead leaves, litter/debris to be removed when trimming takes place.



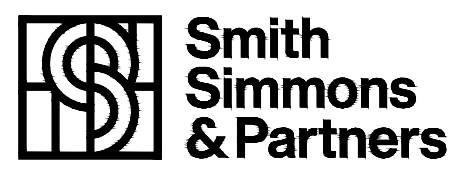
PROPOSED WALL ELEVATION
1:50 @ A3
0m 1m 2m



PROPOSED PERSONNEL GATE ELEVATION
1:50 @ A3
0m 1m 2m



PROPOSED FENCE AND VEHICULAR GATE ELEVATION
1:50 @ A3
0m 1m 2m



**Smith
Simmons
& Partners**