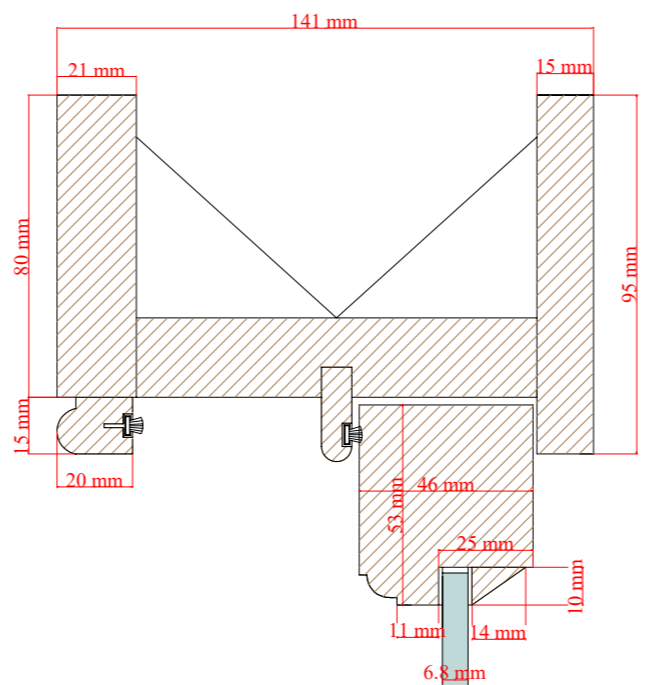
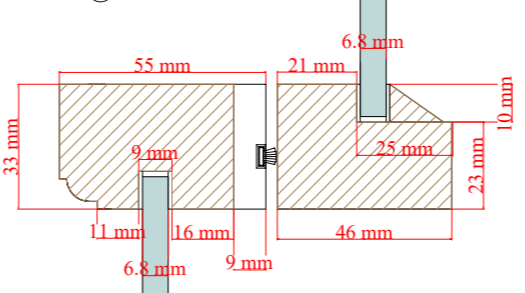


FRONT VIEW: PROPOSED BOX SASH WINDOW
SCALE: 1:10 @ A3

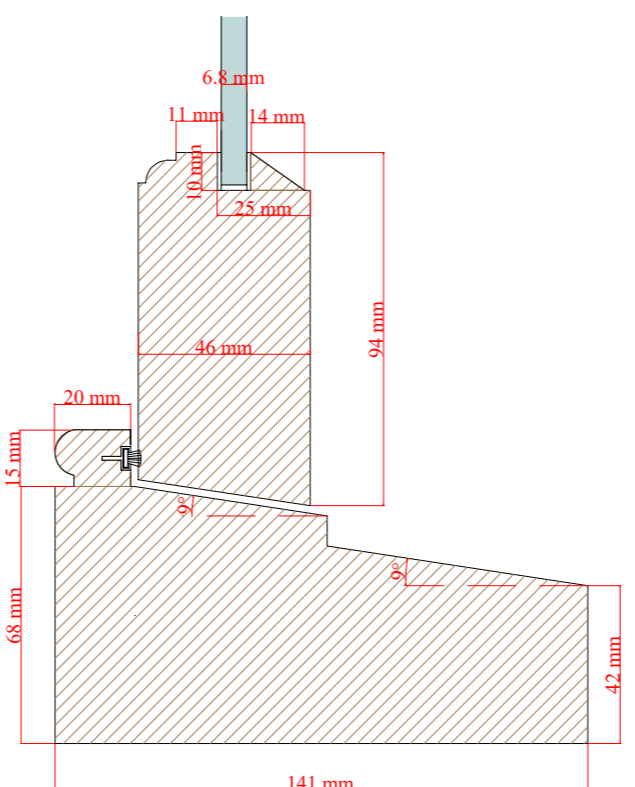
BOX HEAD SECTION DETAIL
SCALE: 1:2 @A3



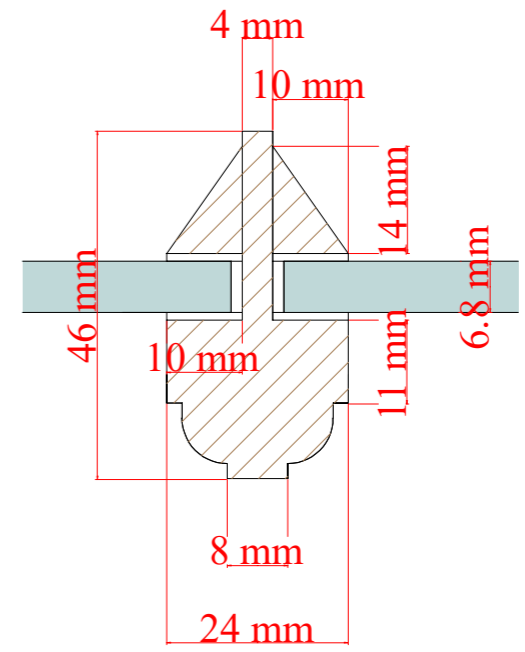
MID RAIL SECTION DETAIL
SCALE: 1:2 @A3



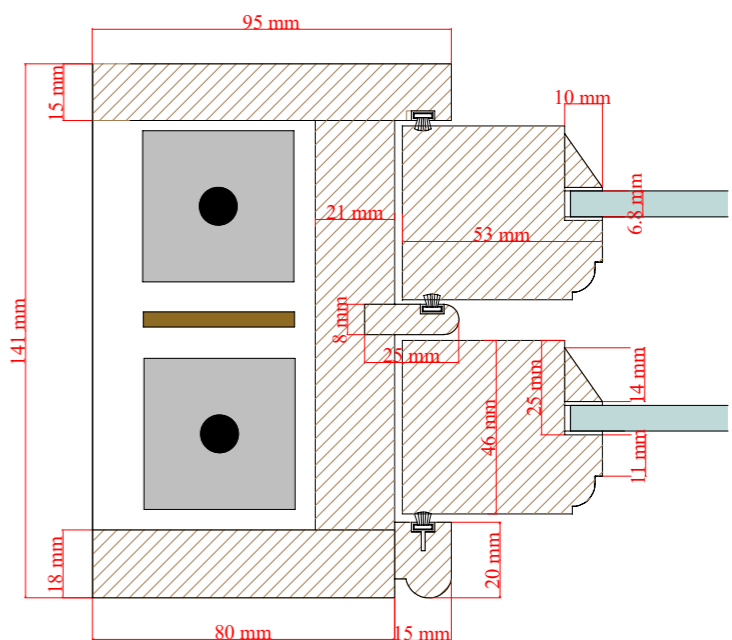
CILL & BOTTOM RAIL SECTION DETAIL
SCALE: 1:2 @A3



GLAZING BAR SECTION DETAIL
SCALE: 1:1 @A3



BOX JAMBS SECTION DETAIL
SCALE: 1:2 @A3



- NOTES:
- Traditional Single Box Sash Window.
 - Sash Mould: 6.5mm Radius Single Ovolo.
 - No Horns Top Or Bottom.
 - Timber: Accoya
 - Ironmongery Finish: Antique Brass TBC
 - Ironmongery: (Per Box)
1 x Fitch Catch
2 x D Handles
4 x Pully Wheels
2 x Sash Lifts
2 x Rola Locks
 - Paint Internally: White Satin
 - Paint Externally: White Satin
 - 6.8mm Accustic Single Glass, Individually Glazed.
 - 3 x Panes of glass per sash window with 24mm individual glazing bars with a 6.5R Ovolo mould.