




**FIG TREE HOUSE  
MAIN STREET  
ADSTOCK  
BUCKS  
MK18 2JN**

**WINDOW REPLACEMENT SCHEDULE**

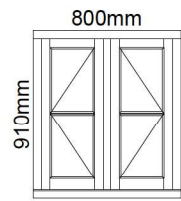
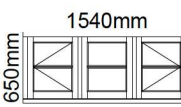
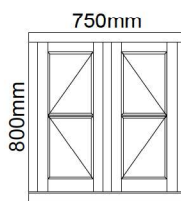
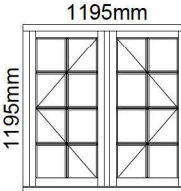
Cross reference  
to drg No.  
23-JM-001



Ref	Item (sizes)	Description	Qty
W1		<p><b>Window</b> Main Bedroom Flush casement window being fully weather stripped. Espagnolette furniture to be used with Butt hinges. Timber Type: Sapele (Hardwood) 12mm Double Glazed units, Softcoat - Annealed - Clear - Krypton - Warm edge spacer - Heritage 12mm Double Glazed units, Softcoat - Toughened - Clear - Krypton - Warm edge spacer - Heritage Factory finished with 3 coats of paint. 36.36 kgs</p>	1
W2		<p><b>Window</b> Landing Flush casement window being fully weather stripped. Espagnolette furniture to be used with Butt hinges. Timber Type: Sapele (Hardwood) 12mm Double Glazed units, Softcoat - Annealed - Clear - Krypton - Warm edge spacer - Heritage 12mm Double Glazed units, Softcoat - Toughened - Clear - Krypton - Warm edge spacer - Heritage Factory finished with 3 coats of paint. 31.84 kgs</p>	1






**Total Cost**

Item (sizes)	Description	
W3 	<b>Window</b> Landing Flush casement window being fully weather stripped. Espagnolette furniture to be used with Butt hinges. Timber Type: Sapele (Hardwood) 12mm Double Glazed units, Softcoat - Annealed - Clear - Krypton - Warm edge spacer - Heritage 12mm Double Glazed units, Softcoat - Toughened - Clear - Krypton - Warm edge spacer - Heritage Factory finished with 3 coats of paint. 31.84 kgs	1
W4 	<b>Window</b> Living Room Flush casement window being fully weather stripped. Espagnolette furniture to be used with Butt hinges. Timber Type: Sapele (Hardwood) 12mm Double Glazed units, Softcoat - Annealed - Clear - Krypton - Warm edge spacer - Heritage 12mm Double Glazed units, Softcoat - Toughened - Clear - Krypton - Warm edge spacer - Heritage Factory finished with 3 coats of paint. 44.08 kgs	1
W5 	<b>Window</b> Attic Bedroom Flush casement window being fully weather stripped. Espagnolette furniture to be used with Butt hinges. Timber Type: Sapele (Hardwood) 12mm Double Glazed units, Softcoat - Annealed - Clear - Krypton - Warm edge spacer - Heritage 12mm Double Glazed units, Softcoat - Toughened - Clear - Krypton - Warm edge spacer - Heritage Factory finished with 3 coats of paint. 27.72 kgs	1
W6 	<b>Window</b> Roadside Bedroom Flush casement window being fully weather stripped. Espagnolette furniture to be used with Butt hinges. Timber Type: Sapele (Hardwood) 12mm Double Glazed units, Softcoat - Annealed - Clear - Krypton - Warm edge spacer - Heritage 12mm Double Glazed units, Softcoat - Toughened - Clear - Krypton - Warm edge spacer - Heritage Factory finished with 3 coats of paint. 53.95 kgs	1

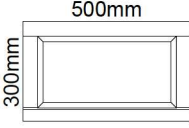
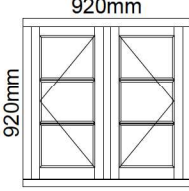
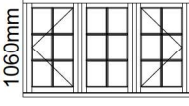
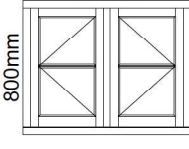




	Item (sizes)	Description	Qty	Total Cost
W7	<p>1225mm 1065mm</p>	<p><b>Window</b> Snug Flush casement window being fully weather stripped. Espagnolette furniture to be used with Butt hinges. Timber Type: Sapele (Hardwood) 12mm Double Glazed units, Softcoat - Annealed - Clear - Krypton - Warm edge spacer - Heritage 12mm Double Glazed units, Softcoat - Toughened - Clear - Krypton - Warm edge spacer - Heritage Factory finished with 3 coats of paint. 49.68 kgs</p>	1	
W8	<p>1200mm 910mm</p>	<p><b>Window</b> Kitchen Flush casement window being fully weather stripped. Espagnolette furniture to be used with Butt hinges. Timber Type: Sapele (Hardwood) 12mm Double Glazed units, Softcoat - Annealed - Clear - Krypton - Warm edge spacer - Heritage 12mm Double Glazed units, Softcoat - Toughened - Clear - Krypton - Warm edge spacer - Heritage Factory finished with 3 coats of paint. 43.55 kgs</p>	1	
W9	<p>750mm 850mm</p>	<p><b>Window</b> Landing Flush casement window being fully weather stripped. Espagnolette furniture to be used with Butt hinges. Timber Type: Sapele (Hardwood) 12mm Double Glazed units, Softcoat - Annealed - Clear - Krypton - Warm edge spacer - Heritage 12mm Double Glazed units, Softcoat - Toughened - Clear - Krypton - Warm edge spacer - Heritage Factory finished with 3 coats of paint. 29.16 kgs</p>	1	
W10	<p>800mm 950mm</p>	<p><b>Window</b> Bathroom Flush casement window being fully weather stripped. Espagnolette furniture to be used with Butt hinges. Timber Type: Sapele (Hardwood) 12mm Double Glazed units, Softcoat - Annealed - Clear - Krypton - Warm edge spacer - Heritage 12mm Double Glazed units, Softcoat - Toughened - Clear - Krypton - Warm edge spacer - Heritage Factory finished with 3 coats of paint. 32.89 kgs</p>	1	



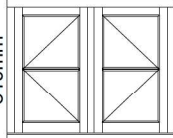
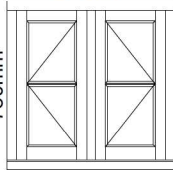
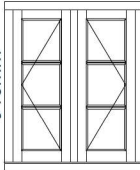



	Item (sizes)	Description	Qty	Total Cost
W11	 <p>500mm 300mm</p>	<p><b>Window</b> Cloaks Direct glazed window. Timber Type: Sapele (Hardwood) 12mm Double Glazed units, Softcoat - Toughened - Clear - Krypton - Warm edge spacer - Heritage Factory finished with 3 coats of paint. 7.87 kgs</p>	1	
W12	 <p>920mm 920mm</p>	<p><b>Window</b> Next to Cloaks Flush casement window being fully weather stripped. Espagnolette furniture to be used with Butt hinges. Timber Type: Sapele (Hardwood) 12mm Double Glazed units, Softcoat - Annealed - Clear - Krypton - Warm edge spacer - Heritage 12mm Double Glazed units, Softcoat - Toughened - Clear - Krypton - Warm edge spacer - Heritage Factory finished with 3 coats of paint. 35.64 kgs</p>	1	
W13	 <p>1800mm 1060mm</p>	<p><b>Window</b> Snug Flush casement window being fully weather stripped. Espagnolette furniture to be used with Butt hinges. Timber Type: Sapele (Hardwood) 12mm Double Glazed units, Softcoat - Annealed - Clear - Krypton - Warm edge spacer - Heritage 12mm Double Glazed units, Softcoat - Toughened - Clear - Krypton - Warm edge spacer - Heritage Factory finished with 3 coats of paint. 71.65 kgs</p>	1	
W14	 <p>1000mm 800mm</p>	<p><b>Window</b> Kitchen Flush casement window being fully weather stripped. Espagnolette furniture to be used with Butt hinges. Timber Type: Sapele (Hardwood) 12mm Double Glazed units, Softcoat - Annealed - Clear - Krypton - Warm edge spacer - Heritage 12mm Double Glazed units, Softcoat - Toughened - Clear - Krypton - Warm edge spacer - Heritage Factory finished with 3 coats of paint. 34.00 kgs</p>	1	







Item (sizes)	Description	Qty
W15 1000mm 840mm 	<b>Window</b> Ensuite Flush casement window being fully weather stripped. Espagnolette furniture to be used with Butt hinges. Timber Type: Sapele (Hardwood) 12mm Double Glazed units, Softcoat - Annealed - Clear - Krypton - Warm edge spacer - Heritage 12mm Double Glazed units, Softcoat - Toughened - Clear - Krypton - Warm edge spacer - Heritage Factory finished with 3 coats of paint. 35.20 kgs	1
W16 780mm 780mm 	<b>Window</b> Dressing Room Flush casement window being fully weather stripped. Espagnolette furniture to be used with Butt hinges. Timber Type: Sapele (Hardwood) 12mm Double Glazed units, Softcoat - Annealed - Clear - Krypton - Warm edge spacer - Heritage 12mm Double Glazed units, Softcoat - Toughened - Clear - Krypton - Warm edge spacer - Heritage Factory finished with 3 coats of paint. 27.96 kgs	1
W17 750mm 910mm 	<b>Window</b> Ensuite Flush casement window being fully weather stripped. Espagnolette furniture to be used with Butt hinges. Timber Type: Sapele (Hardwood) 12mm Double Glazed units, Softcoat - Annealed - Clear - Krypton - Warm edge spacer - Heritage 12mm Double Glazed units, Softcoat - Toughened - Clear - Krypton - Warm edge spacer - Heritage Factory finished with 3 coats of paint. 30.66 kgs	1
W18 800mm 980mm 	<b>Window</b> Kitchen Flush casement window being fully weather stripped. Espagnolette furniture to be used with Butt hinges. Timber Type: Sapele (Hardwood) 12mm Double Glazed units, Softcoat - Annealed - Clear - Krypton - Warm edge spacer - Heritage 12mm Double Glazed units, Softcoat - Toughened - Clear - Krypton - Warm edge spacer - Heritage Factory finished with 3 coats of paint. 33.67 kgs	1

**Total Cost**





Item (sizes)	Description	Qty	Total Cost
<p>W19</p>	<p><b>Window</b> Living Room Flush casement window being fully weather stripped. Espagnolette furniture to be used with Butt hinges. Timber Type: Sapele (Hardwood) 12mm Double Glazed units, Softcoat - Annealed - Clear - Krypton - Warm edge spacer - Heritage 12mm Double Glazed units, Softcoat - Toughened - Clear - Krypton - Warm edge spacer - Heritage Factory finished with 3 coats of paint. 55.34 kgs</p>	1	
<p>W20</p>	<p><b>Window</b> Main Bedroom Flush casement window being fully weather stripped. Espagnolette furniture to be used with Butt hinges. Timber Type: Sapele (Hardwood) 12mm Double Glazed units, Softcoat - Annealed - Clear - Krypton - Warm edge spacer - Heritage 12mm Double Glazed units, Softcoat - Toughened - Clear - Krypton - Warm edge spacer - Heritage Factory finished with 3 coats of paint. 36.46 kgs</p>	1	
<p>W21</p>	<p><b>Window</b> WC Fush casement window being fully weather stripped. Espagnolette furniture to be used with Butt hinges. Timber Type: Sapele (Hardwood) 12mm Double Galzed units, Softcoat - Annealed - clear - Krypton -Warm edge spacer - Heritage 12mm Double Glazed units, Softcoat - Toughened - obscured - Krypton - Warm edge spacer - Heritage Factory finished with 3 coats of paint.</p>	1	

Total Weight 749.54 kgs

**NOTES:**

The diagrams within this document indicate the style viewed from the outside, they do not reflect size and are not a final manufacture specification. All weights displayed are approximate and are only intended to assist in manual handling

