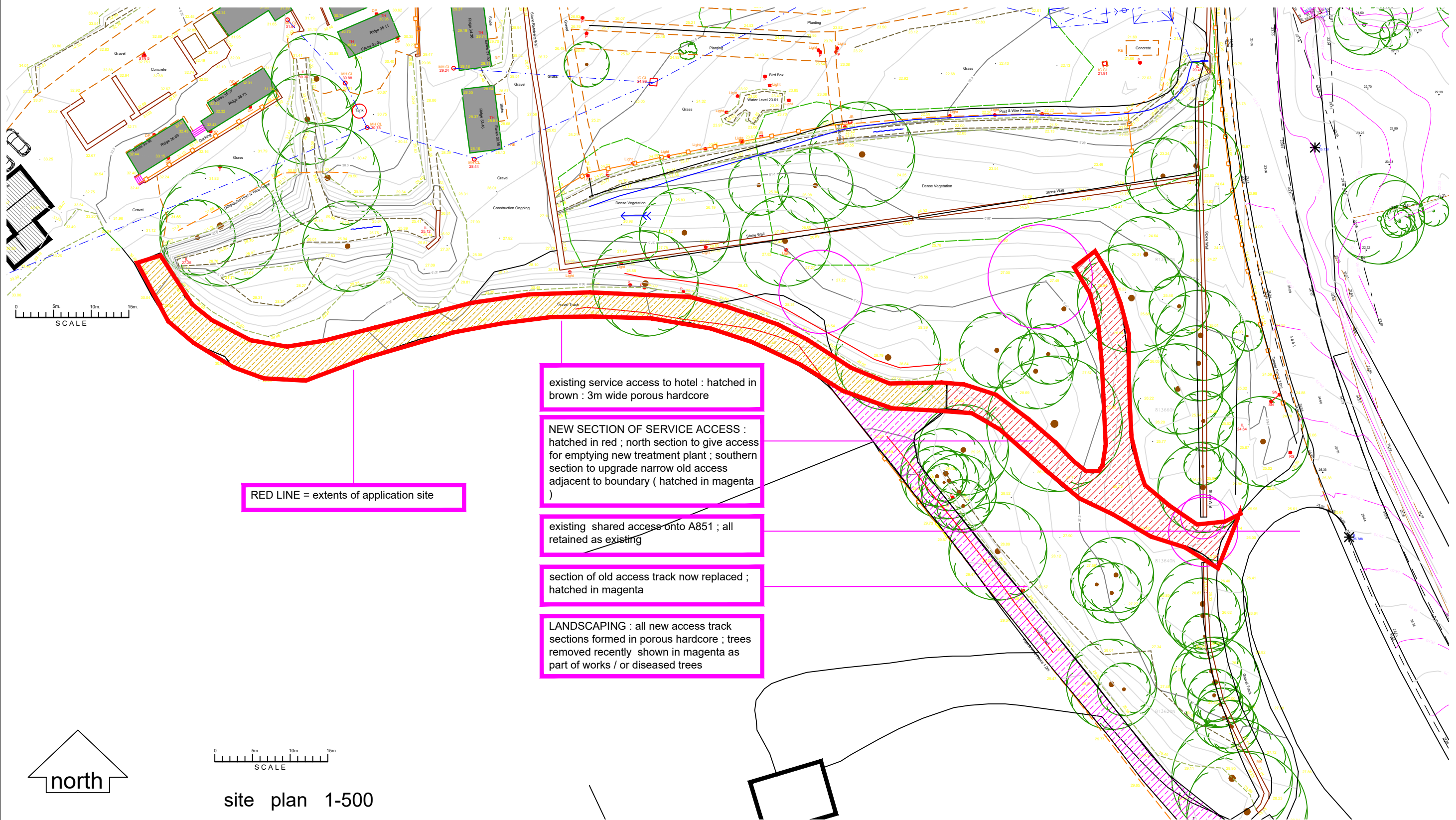


site plan : service access



RED LINE = extents of application site

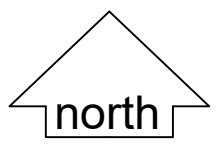
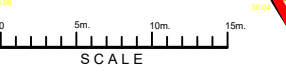
existing service access to hotel : hatched in brown : 3m wide porous hardcore

NEW SECTION OF SERVICE ACCESS : hatched in red ; north section to give access for emptying new treatment plant ; southern section to upgrade narrow old access adjacent to boundary ( hatched in magenta )

existing shared access onto A851 ; all retained as existing

section of old access track now replaced ; hatched in magenta

LANDSCAPING : all new access track sections formed in porous hardcore ; trees removed recently shown in magenta as part of works / or diseased trees



site plan 1-500

duisdale house hotel : isle of skye

chartered architect  
1 waterloo : isle of skye  
<http://www.grigor-taylorassociates.co.uk>  
tansygd@btinternet.com : 07720059219

service access improvements : dunsdale house  
for anne gracie  
scale 1-500@a3  
dwg no. 989A-102a