

# Hi-MO 5

## LR5-54HABD 395~420M

- Suitable for distributed projects
- Advanced module technology delivers superior module efficiency
  - M10 Gallium-doped Wafer
  - Integrated Segmented Ribbons
  - 9-busbar Half-cut Cell
- Globally validated bifacial energy yield
- High module quality ensures long-term reliability

25

25-year Warranty for  
Materials and Processing

30

30-year Warranty for Extra  
Linear Power Output

### Complete System and Product Certifications

IEC 61215, IEC 61730, UL 61730

ISO9001:2015: ISO Quality Management System

ISO14001: 2015: ISO Environment Management System

ISO45001: 2018: Occupational Health and Safety

IEC62941: Guideline for module design qualification and type approval

**LONGI**



**21.5%**  
MAX MODULE  
EFFICIENCY

**0~3%**  
POWER  
TOLERANCE


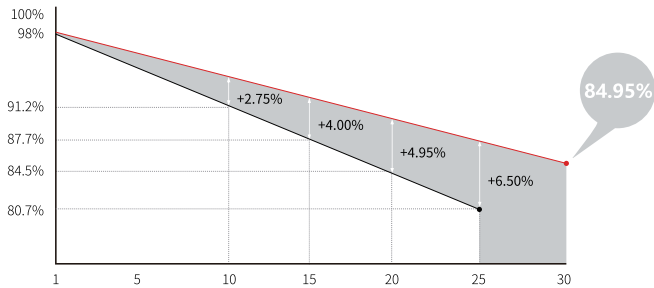
**<2%**  
FIRST YEAR  
POWER DEGRADATION

**0.45%**  
YEAR 2-30  
POWER DEGRADATION

**HALF-CELL**  
Lower operating temperature

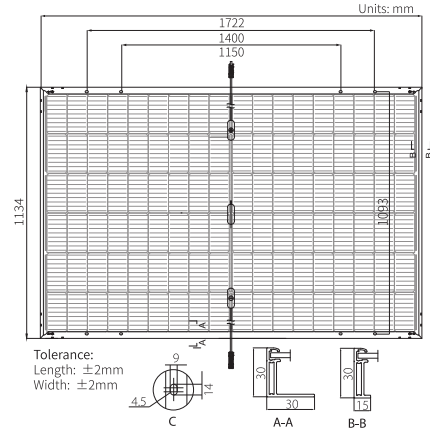
## Additional Value

### 30-Year Power Warranty



## Mechanical Parameters

Cell Orientation	108 (6×18)
Junction Box	IP68, three diodes
Output Cable	4mm <sup>2</sup> , ±1200mm length can be customized
Glass	Dual glass, 2.0+1.6mm heat strengthened glass
Frame	Anodized aluminum alloy frame
Weight	22.5kg
Dimension	1722×1134×30mm
Packaging	36pcs per pallet / 216pcs per 20' GP / 936pcs or 792pcs(Only for USA) per 40' HC



## Electrical Characteristics

STC : AM1.5 1000W/m<sup>2</sup> 25°C

NOCT : AM1.5 800W/m<sup>2</sup> 20°C 1m/s

Test uncertainty for Pmax: ±3%

Module Type	LR5-54HABD-395M		LR5-54HABD-400M		LR5-54HABD-405M		LR5-54HABD-410M		LR5-54HABD-415M		LR5-54HABD-420M	
	STC	NOCT	STC	NOCT	STC	NOCT	STC	NOCT	STC	NOCT	STC	NOCT
Maximum Power (Pmax/W)	395	295.2	400	299.0	405	302.7	410	306.5	415	310.2	420	313.9
Open Circuit Voltage (Voc/V)	36.63	34.44	36.87	34.67	37.11	34.89	37.35	35.12	37.59	35.34	37.84	35.58
Short Circuit Current (Isc/A)	13.72	11.07	13.79	11.13	13.87	11.19	13.94	11.25	14.00	11.30	14.07	11.36
Voltage at Maximum Power (Vmp/V)	30.49	28.44	30.73	28.67	30.97	28.89	31.21	29.12	31.45	29.34	31.70	29.57
Current at Maximum Power (Imp/A)	12.96	10.38	13.02	10.43	13.08	10.48	13.14	10.53	13.20	10.57	13.25	10.62
Module Efficiency(%)	20.2		20.5		20.7		21.0		21.3		21.5	

## Electrical characteristics with different rear side power gain (reference to 405W front)

Pmax /W	Voc/V	Isc /A	Vmp/V	Imp /A	Pmax gain
425	37.11	14.56	30.97	13.73	5%
446	37.11	15.25	30.97	14.38	10%
466	37.21	15.95	31.07	15.04	15%
486	37.21	16.64	31.07	15.69	20%
506	37.21	17.33	31.07	16.35	25%

## Operating Parameters

Operational Temperature	-40°C ~ +85°C
Power Output Tolerance	0 ~ 3%
Voc and Isc Tolerance	±3%
Maximum System Voltage	DC1500V (IEC/UL)
Maximum Series Fuse Rating	30A
Nominal Operating Cell Temperature	45±2°C
Protection Class	Class II
Bifaciality	70±5%
Fire Rating	UL Similar type 38* IEC Class C

## Mechanical Loading

Front Side Maximum Static Loading	5400Pa
Rear Side Maximum Static Loading	2400Pa
Hailstone Test	25mm Hailstone at the speed of 23m/s

## Temperature Ratings (STC)

Temperature Coefficient of Isc	+0.050%/°C
Temperature Coefficient of Voc	-0.265%/°C
Temperature Coefficient of Pmax	-0.340%/°C

\*Reference Standard: UL61730 Second Edition, Dated October 28, 2022