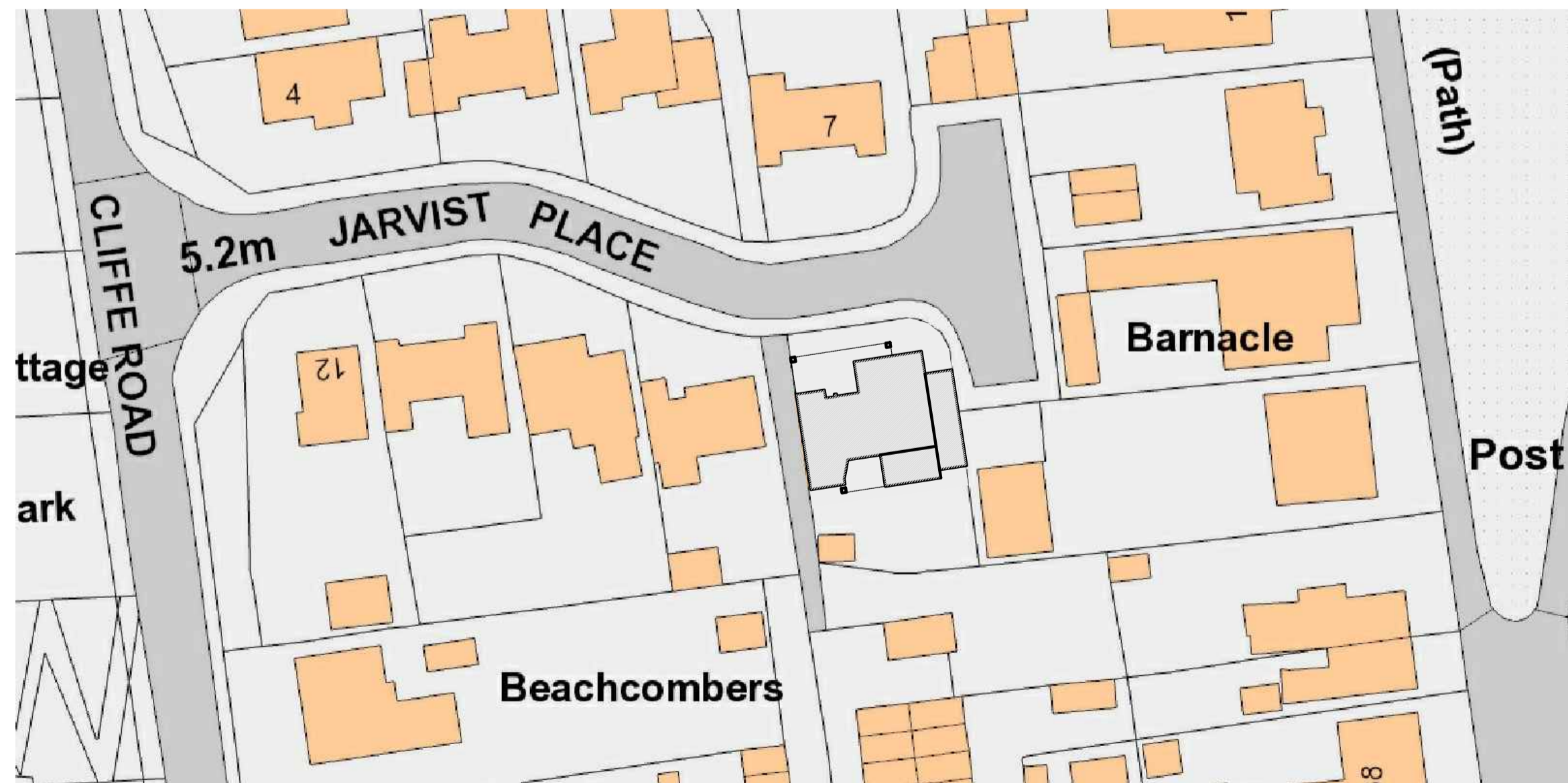




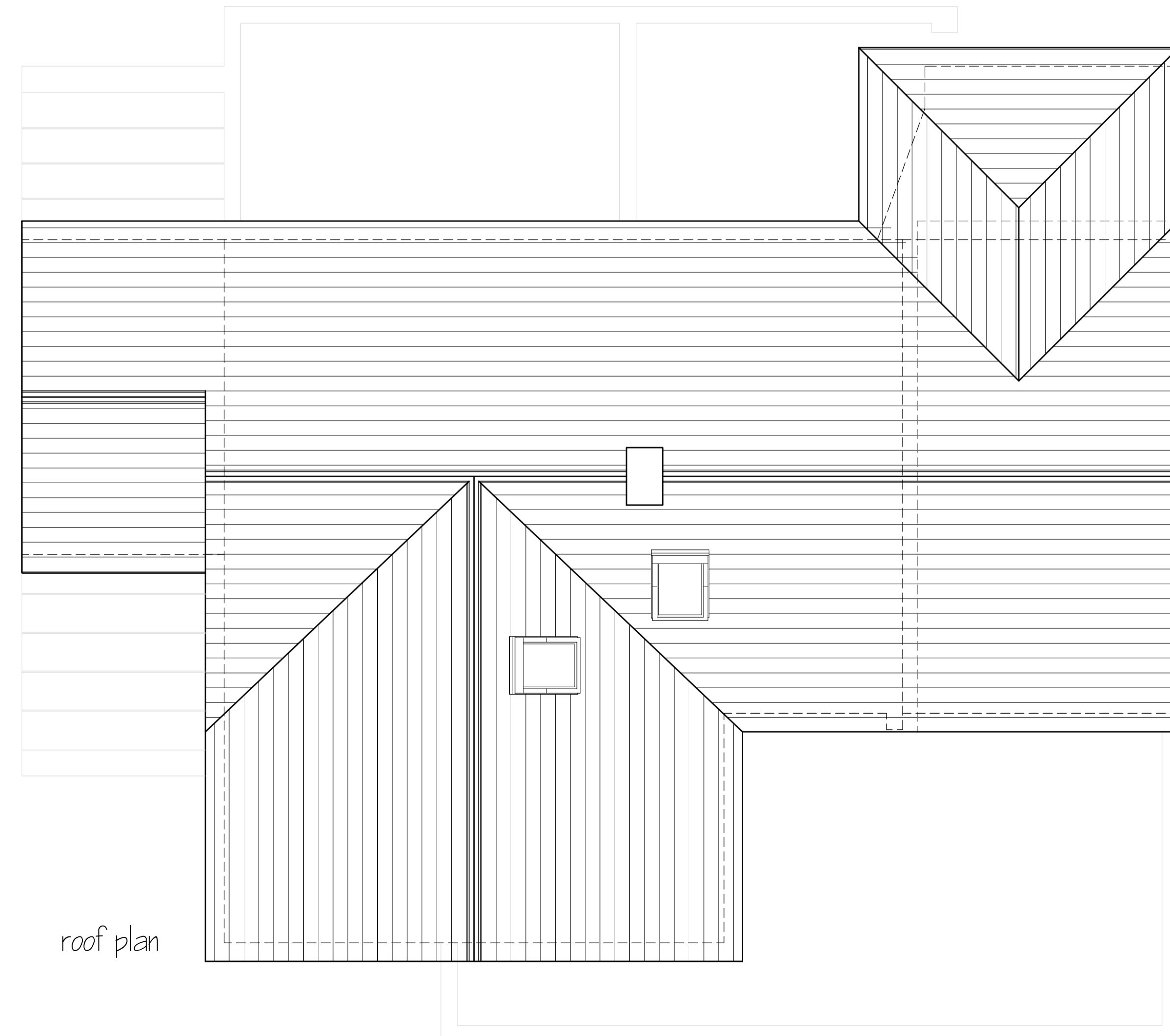
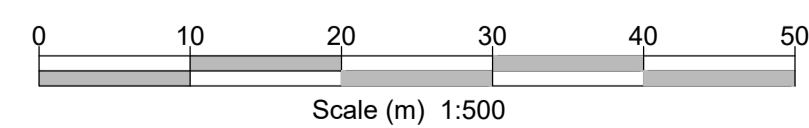
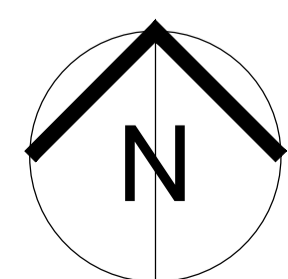
rear elevation - south



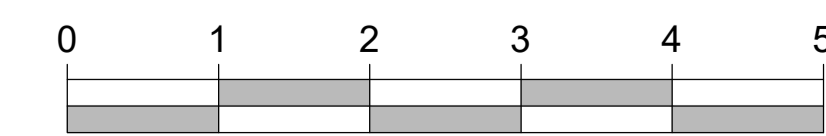
side elevation - east



block plan  
1:500



roof plan



Scale (m) 1:50

Although PDF files provide accurate printouts of what is on screen, small discrepancies can occur which may affect the sizes of scale drawings; check the size against the scale below and contact D+GP if you require a paper original.

0 10 20 30 40 50 60 70  
millimetres

Figured dimensions are to be taken in preference to scaled dimensions, no work is to be put in hand until site dimensions have been checked and any discrepancies reported to the Architects.  
The copyright of this drawing and design remains with The Duncan+Graham Partnership.

Revisions  
A Nov 23 Client revisions  
B Nov 23 Client revisions

Job title  
Alteration & Extension  
to  
8 Jarvist Place  
Kingsdown, Deal

for  
Mr & Mrs N Waite

Drawing title  
PROPOSED SCHEME

roof plans  
and elevations

**duncan+graham**  
partnership  
chartered  
architects

8 Cecil Square Margate Kent CT9 1BD  
tel 01843 223488  
email margate@duncan-graham.co.uk  
web www.duncan-graham.co.uk

Scale 1:50  
Date Oct 2023  
Drawn PG  
Job no 23.012  
Dwg no 16  
Rev B

Original drawing size: A0  A1  A2  A3  A4  Other