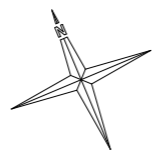


River Thames



Land slopes

land levels vary

Grassed area
no landscape changes

decking

decking

steps to
entrance
ambulant
disabled

Parking

Existing Gravel drive

steps to
lower level

steps to
decking

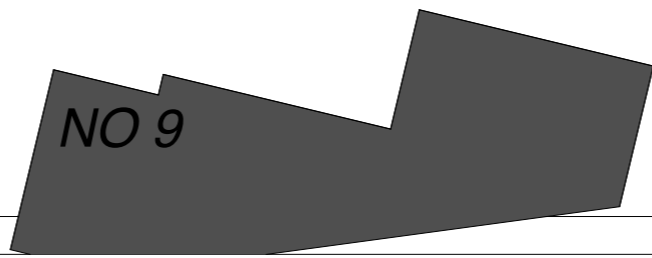
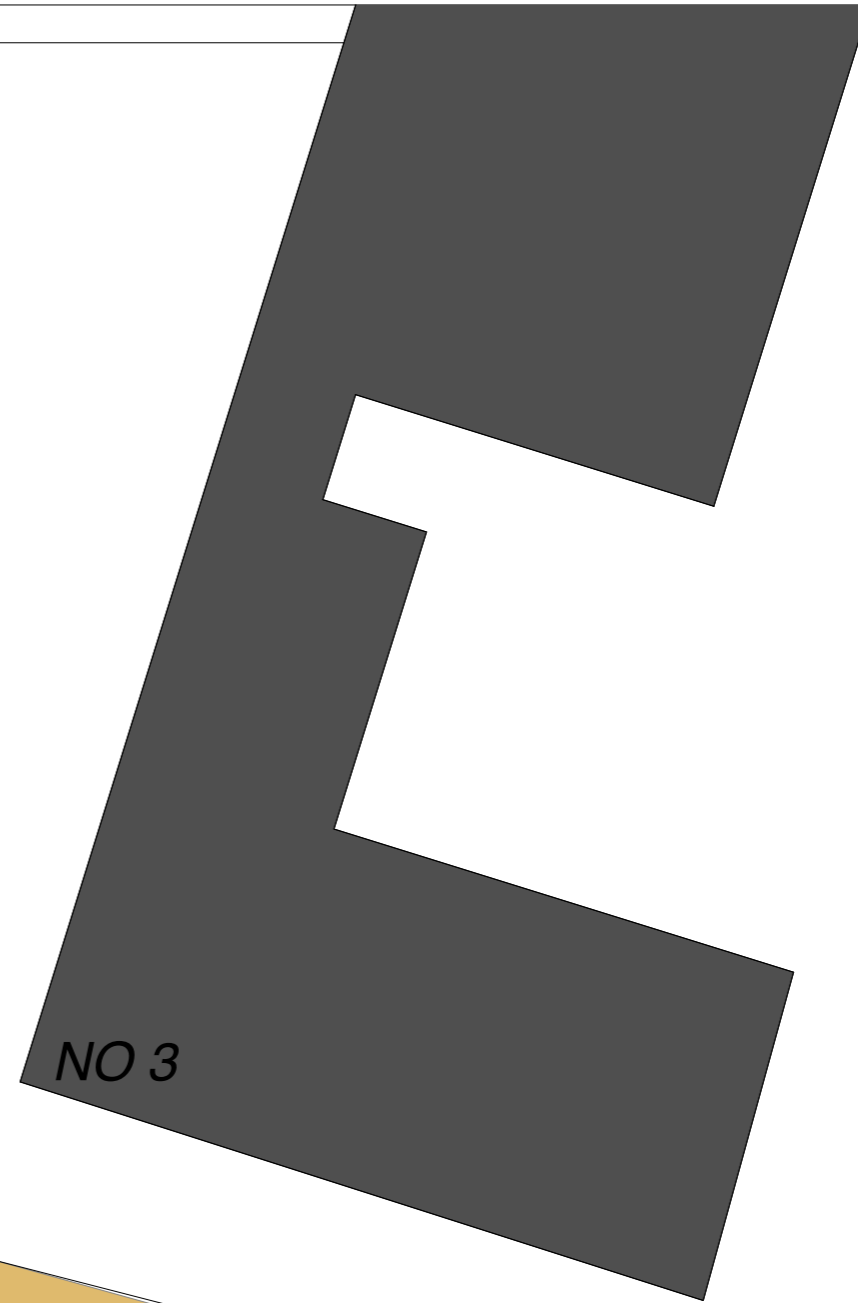
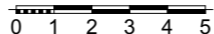
Additional parking
if required

retaining wall

House

Site Plan taken from Os
map Only the house
measured and Garage
where accessible
Note no change to
boundary or Garage
Plan

-  New Build 133m2
-  River
-  Garage/annex as existing
-  Gravel hard paving
-  Proposed open decking 37m2
-  Grass
-  Border planting



TEGWYNNE GOLDTHORPE ARCHITECT LTD

BA.DIP. ARCUK

20 HAMHAUGH ISLAND . SHEPPERTON . TW179LP .
TEL 01932240878 . MO 07711950884
e-mail tegwynne@tegwynne-goldthorpe.co.uk

Client **Redon Vishko**
 Project **5 King Johns Close, Wraysbury, TW19 5EJ**
 Drawing **Proposed Ground Floor Plan**
 Scale **1:200** Page Size **A3**
 Date **October 2023** Number **5KJ/PLN/04**