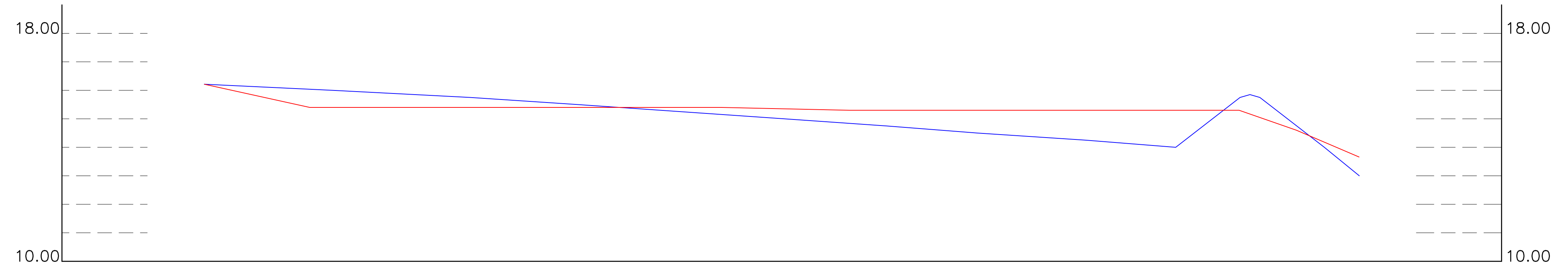


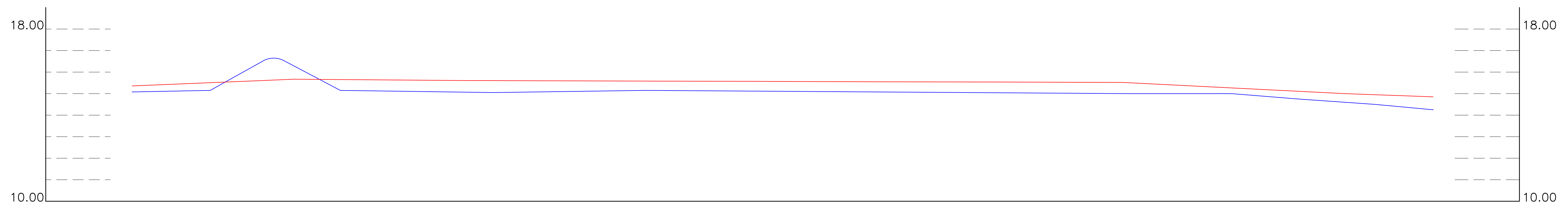
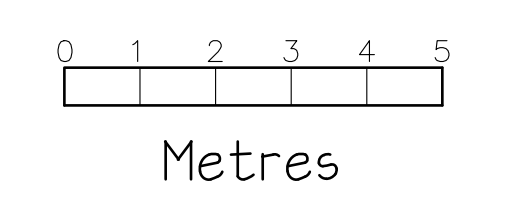
Notes.  
 1 All dimensions are shown in MILLIMETRES and must be checked on site prior to the commencement of work and any discrepancy is to be reported.  
 2 All work is to comply with the current requirements of the Building Regulations and allied legislation.  
 3 All materials are to be used and installed in strict compliance with the relevant manufacturer's recommendations.

PLANNING NOTES

Blue = Existing Section  
 Red = Proposed Section



CROSS SECTION 01



CROSS SECTION 02

Rev	Date	Amendments
Drawing Status		
CONCEPT AND PLANNING		

CONCEPT AND PLANNING

**WOODS HOME DESIGN**  
 111 Grange Road, Guildford  
 Surrey, GU2 9QD  
 Telephone 01483 503395  
 Mobile 07768 842802  
 Email - contact@woodshomedesign.co.uk

Project  
 Norney Wood  
 Elstead Road  
 Shackleford, Godalming  
 GU8 6AY

Drawing Title  
 CROSS SECTION 01  
 CROSS SECTION 02

Scale 1 - 100 at A1, 1-200 at A3

Drawn IW/CAD Date 01-11-2023

Drawing No NWO1-P5-05 Rev -