
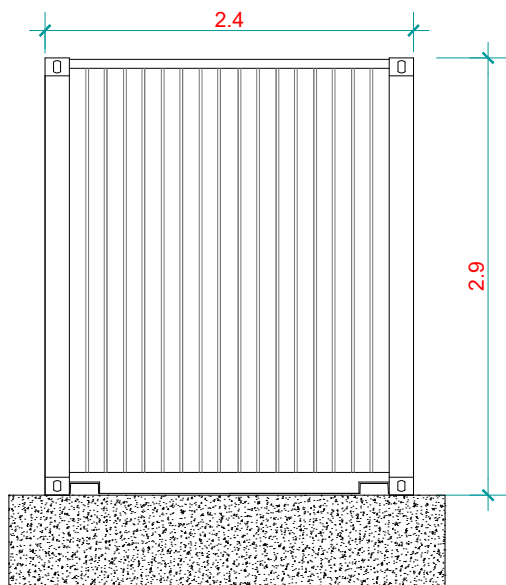



Roof Plan



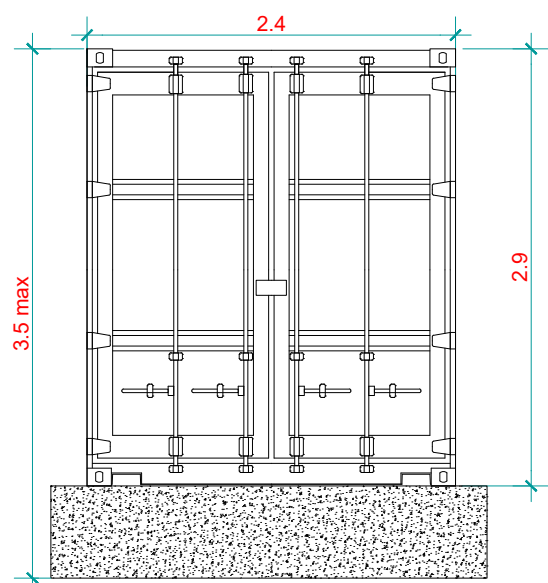
Rear Elevation



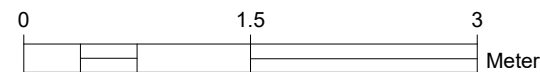
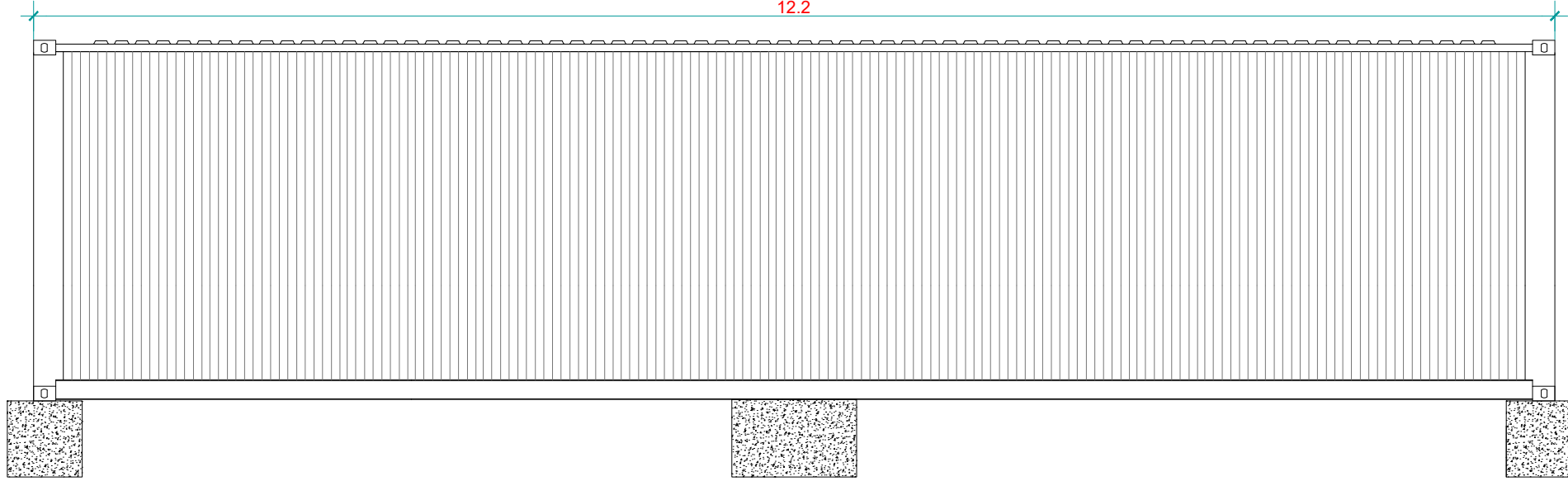
Floor Plan



Front Elevation



Side Elevation



GENERAL NOTES

- 1) ALL DIMENSIONS ARE IN METERS UNLESS SPECIFIED.
- 2) INVERTER STATIONS TO BE PAINTED RAL6005
- 3) FOUNDATIONS SHOWN INDICATIVELY ONLY. DIMENSIONS TO BE CONFIRMED BASED ON SITE CONDITIONS.

LEGEND

REFERENCE DRAWINGS

No.	DRAWING TITLE	DRAWING No.

R	DATE	DESCRIPTION OF REVISION	REMARKS

PROJECT NAME :
BURSTEAD SOLAR PV AND BATTERY

OWNER'S ENGINEER :

GENERAL CONTRACTOR :



THIS DRAWING IS PROPERTY OF CERO GENERATION AND MAY NOT BE COPIED (IN WHOLE OR IN PART) USED FOR MANUFACTURING OR DISCLOSED WITHOUT PRIOR CONSENT OF CERO GENERATION.

DRAWN BY : GM	SIGN :	TITLE :
DATE : 06-10-2021		
CHECKED BY :		
DATE :		
APPROVED BY :		
DATE :		
DRAWING No. : BU4.0	Inverter/Transformer Stations	

SHEET SIZE : A3	SHEET : 1 OF 1	SCALE : 1:50	REV : 01
------------------------	-----------------------	---------------------	-----------------