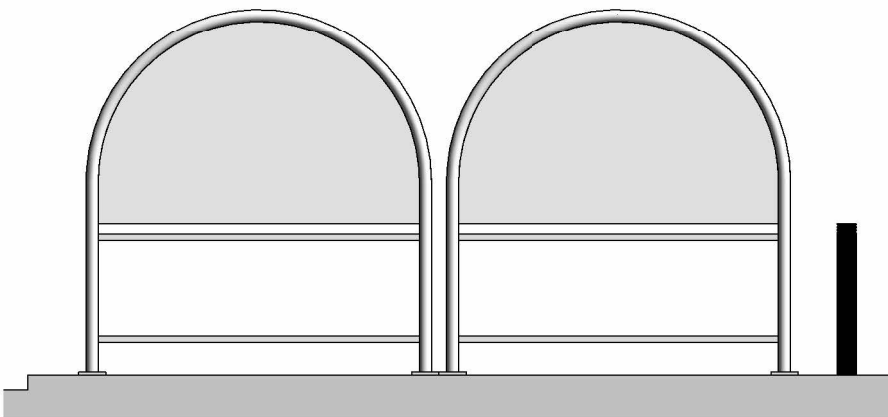
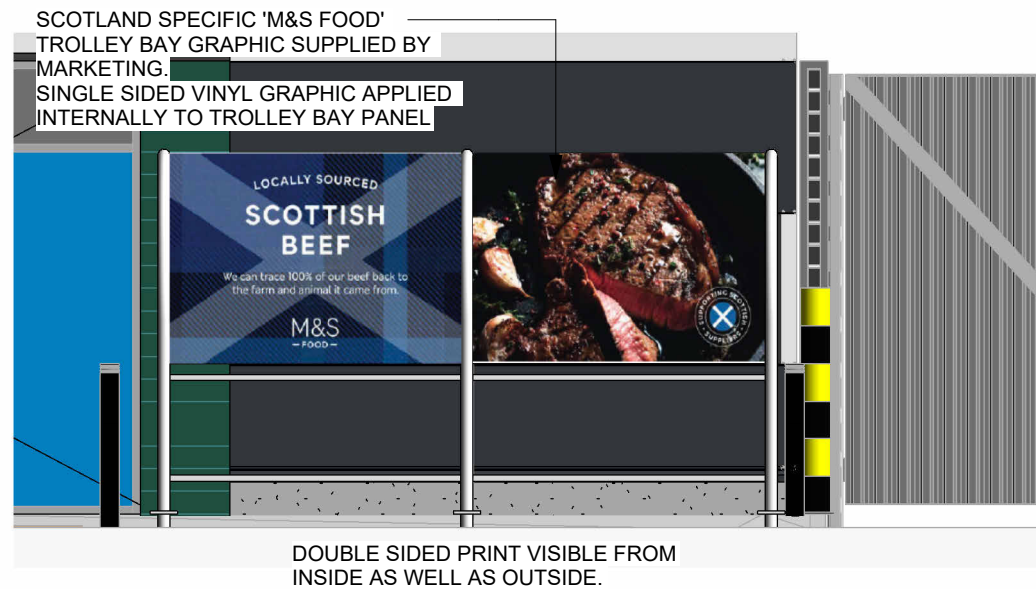


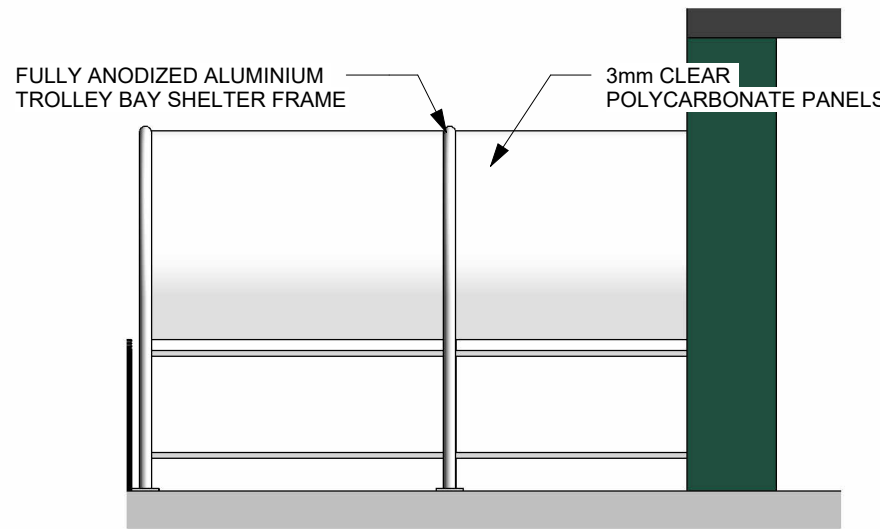
1 Trolley Bay Elevation 1
1 : 50



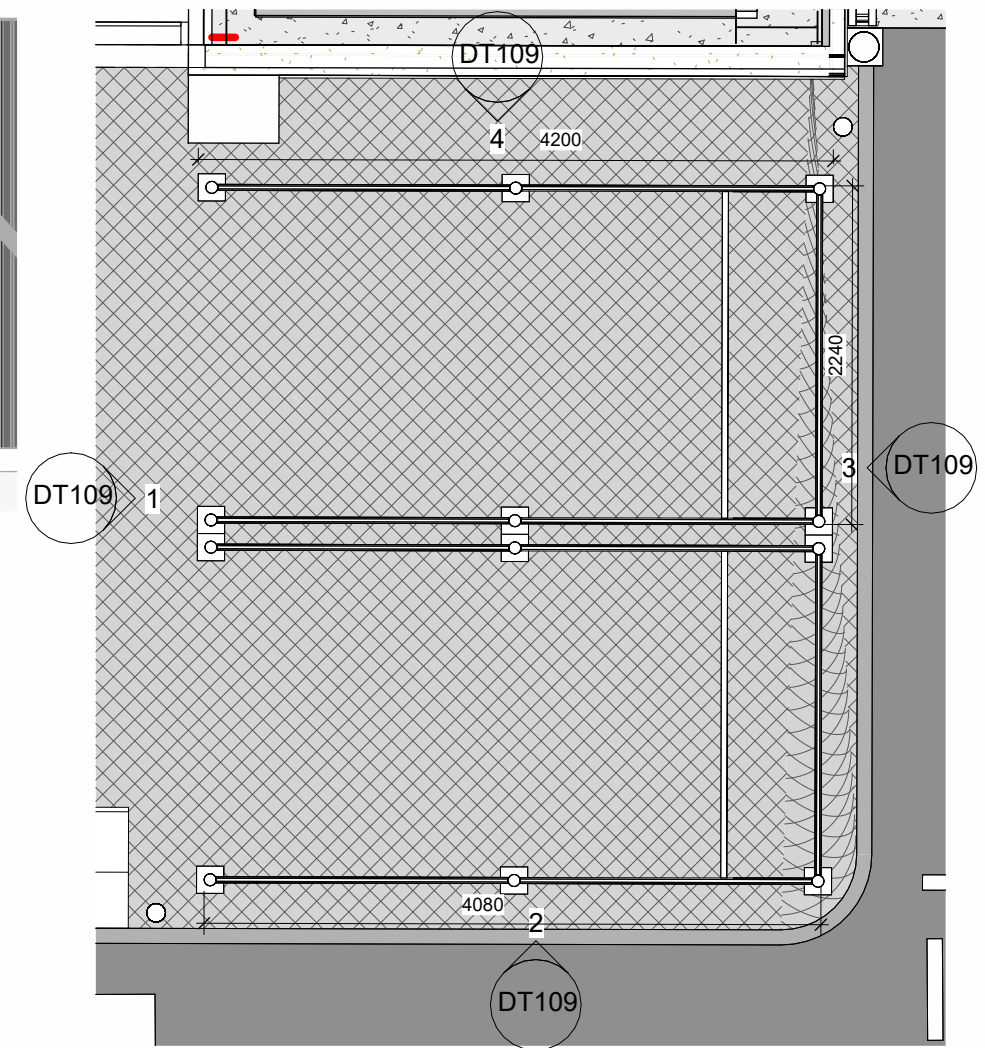
3 Trolley Bay Elevation 3
1 : 50



2 Trolley Bay Elevation 2
1 : 50




4 Trolley Bay Elevation 4
1 : 50



5 Trolley Bay - Site Plan
1 : 50

ALUMINIUM FRAMED, WITH CLEAR POLY CARBONATE CLADDING COVERED TROLLEY BAY BY (WANZL) STORETEC LIMITED, ECO STANDARD SHELTER.



NOTE
This drawing is the copyright of G1 Architects and the contents shall not be reproduced or used for any other purpose without their written permission. Do not use scaled dimensions from this drawing. All dimensions are to be verified and checked on site by the main contractor before the commencement of any work whatsoever, either on his behalf or for subcontractors or suppliers. Shop drawings to be presented to the architect for approval prior to fabrication. All discrepancies are to be reported to the architect immediately. Drawing to be read in conjunction with all other architects, engineers and specialists drawings + specifications
if in doubt ASK

Revision Notes:		
No	Description	Date



G1 Architects
3rd Floor West
211 Dumbarton Road
Glasgow G11 6AA
t 0141 334 4881
info@g1architects.com
www.g1architects.com

Drawing Status
PLANNING

Project
M&S Foodhall
Main Street
Largs
KA30 8JJ

Drawing Title
Trolley Shelter Details

Scale	Size	Drawn	Checked	Date
1 : 50	A3	AW	RM	08/04/21

Drawing No
UPRN Originator:Zone Level Type Role Number Suitability Revision
719-G1-XX-XX-DR-A-DT109