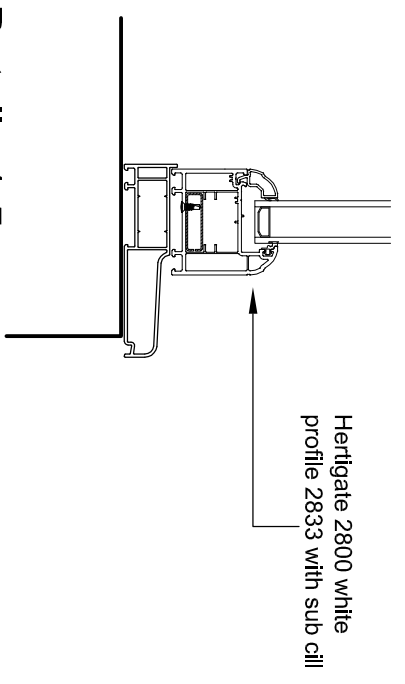
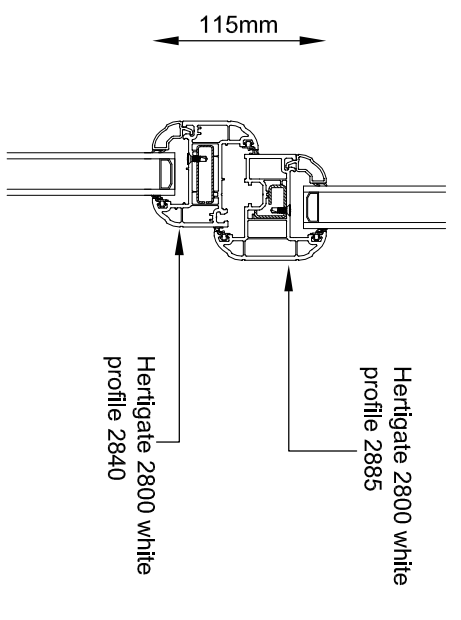
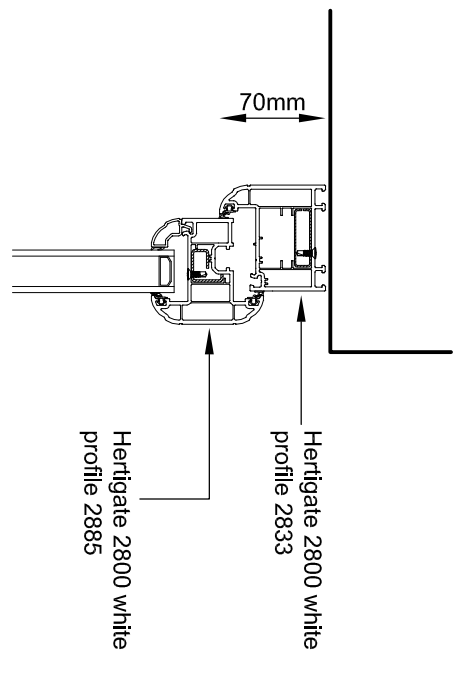
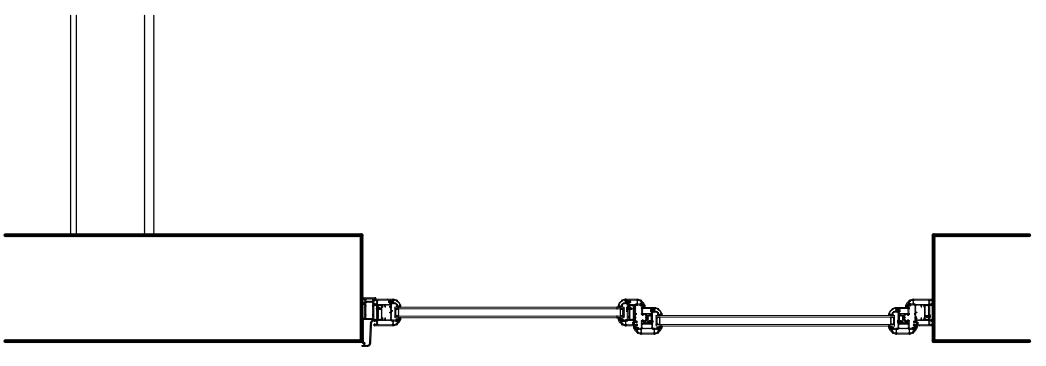


GENERAL NOTES - This drawing is the copyright of Andrew Stott trading as 'The Plan Centre' and may not be copied or transmitted to any third party without prior written consent from Andrew Stott at The Plan Centre

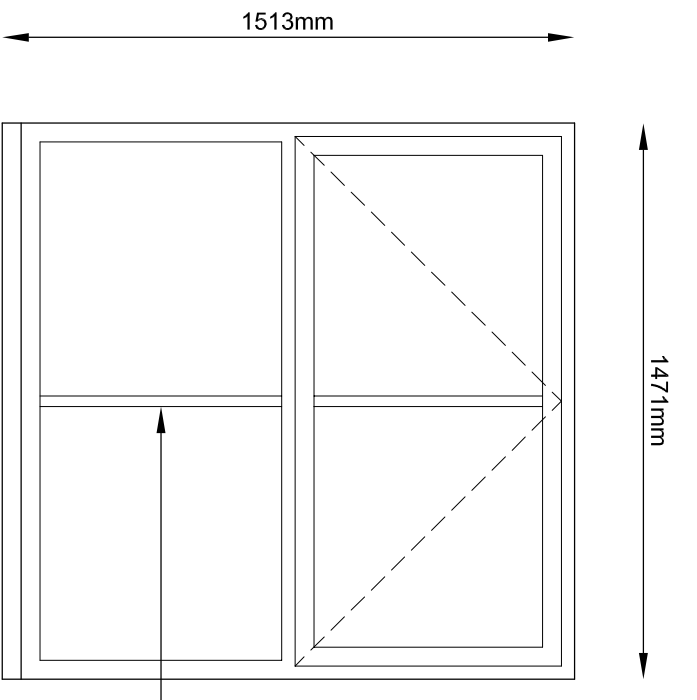
This drawing has been prepared in accordance with the services agreed with the client and in accordance with our Terms & Conditions. These drawings must not be acted upon until they have been approved by Building Control and / or Local Authority Planning Department. Should the client commence work without Planning or Building Regulations approvals in place, they do so at their own risk. All dimensions are to the structure and not plaster finish. Only written dimensions are to be used, NOT SCALED. By using this drawing you have agreed to The Plan Centre's Terms and Conditions which are available to view at [www.theplancentre.co.uk](http://www.theplancentre.co.uk) or available in writing on request.



Details 1:5

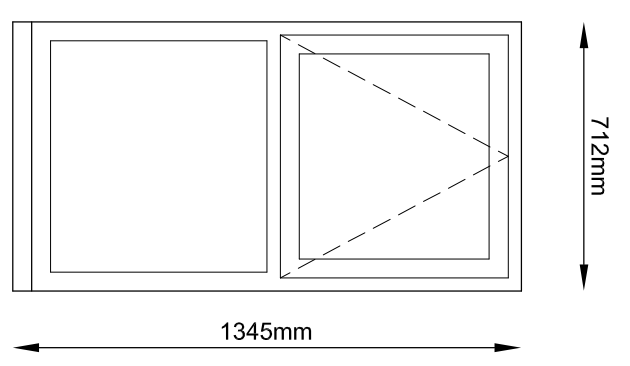


Section 1:20

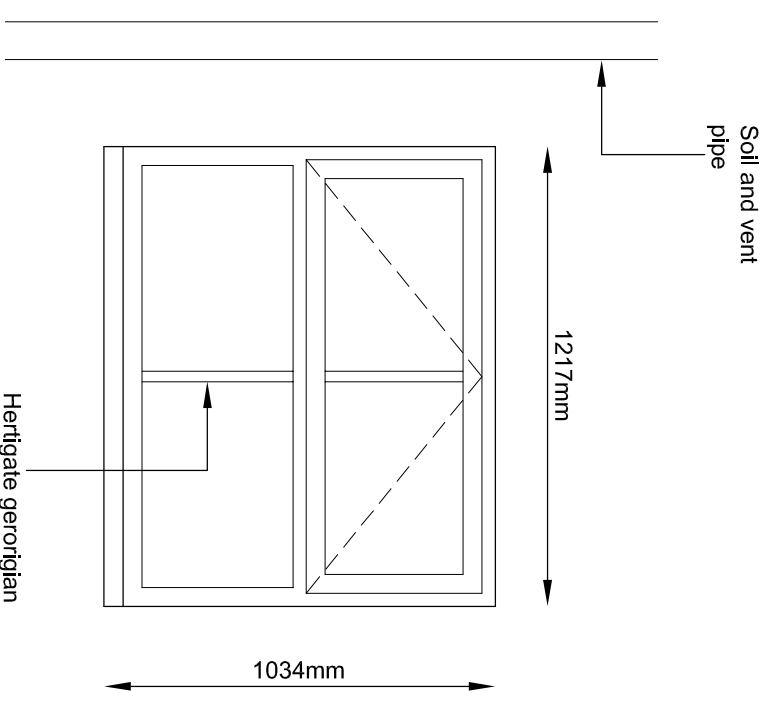
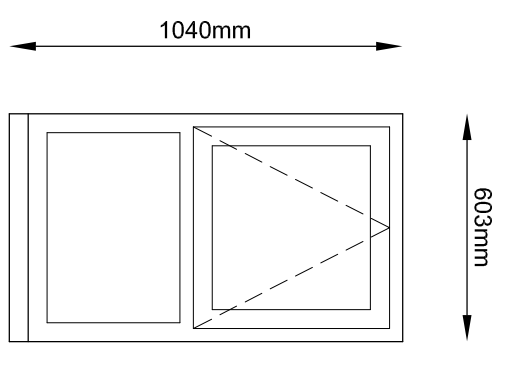


Rear Elevation Windows 1:20

Approximate external structural opening size



Side Elevation Windows 1:20



THIS DRAWING IS THE PROPERTY OF THE PLAN CENTRE AND MAY NOT BE USED OR COPIED WITH OUT CONSENT IN WRITING FROM ANDREW STOTT

The Plan Centre  
SURVEYING & ARCHITECTURE  
26 Callian Crescent, Formby, Liverpool, L37 6EZ  
TEL: (0151)2096236 E-mail: [admin@theplancentre.co.uk](mailto:admin@theplancentre.co.uk)  
[www.theplancentre.co.uk](http://www.theplancentre.co.uk) Facebook - theplancentre

Client  
**Lisa Olsen**  
Flat 1, 2 Wellington Street  
Waterloo, Liverpool L22 8QL

Project  
**Proposed Replacement Windows**  
Drawing  
**Proposed Window Details**

Scale  
1:5 @A3  
Date  
30.10.23

Dwg. No.  
**1852 / 05**

Rev.  
/

SCALE - 1:50

0mm 500mm 1000mm 2000mm

0ft 2ft 4ft 6ft 8ft