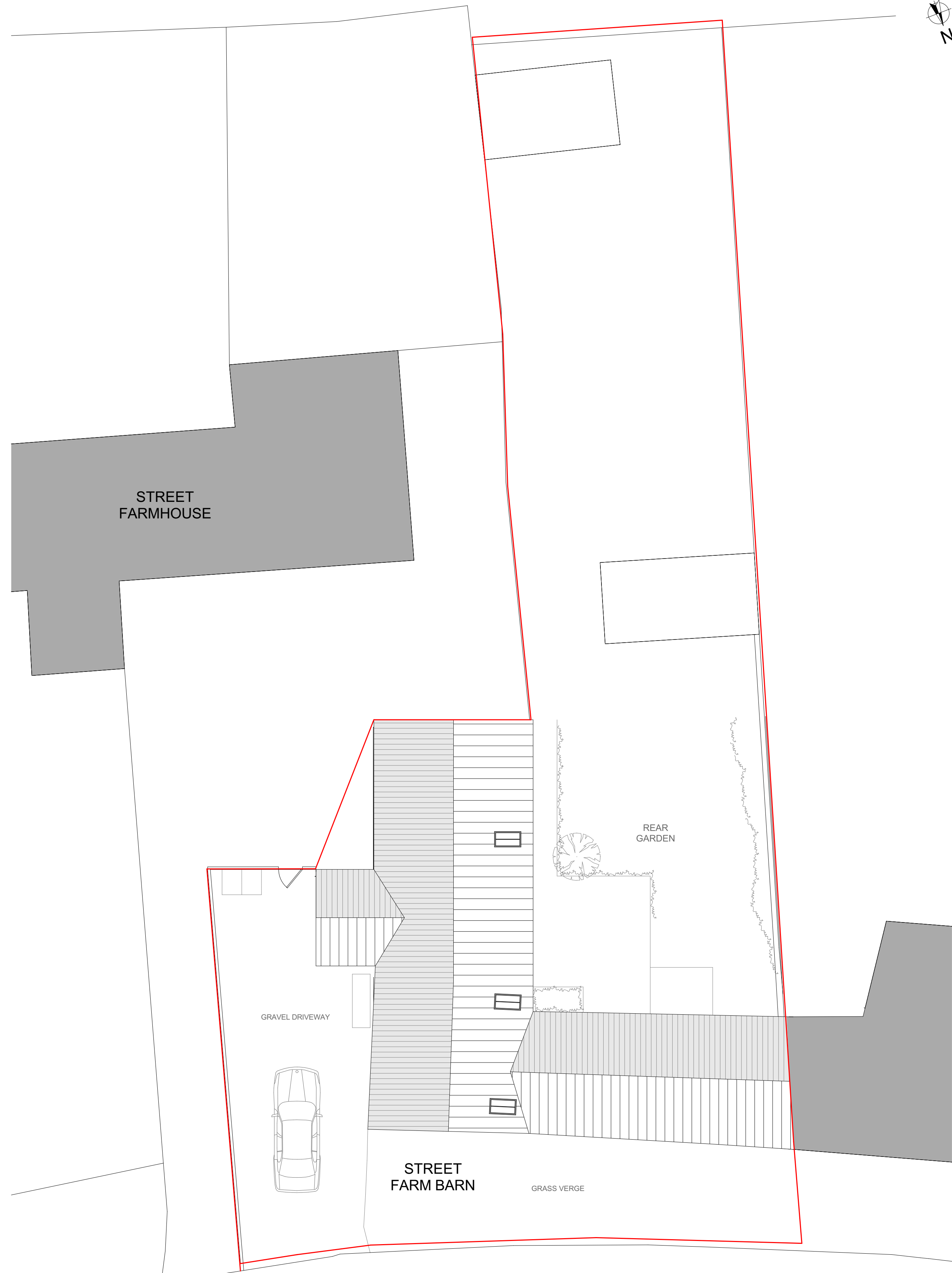
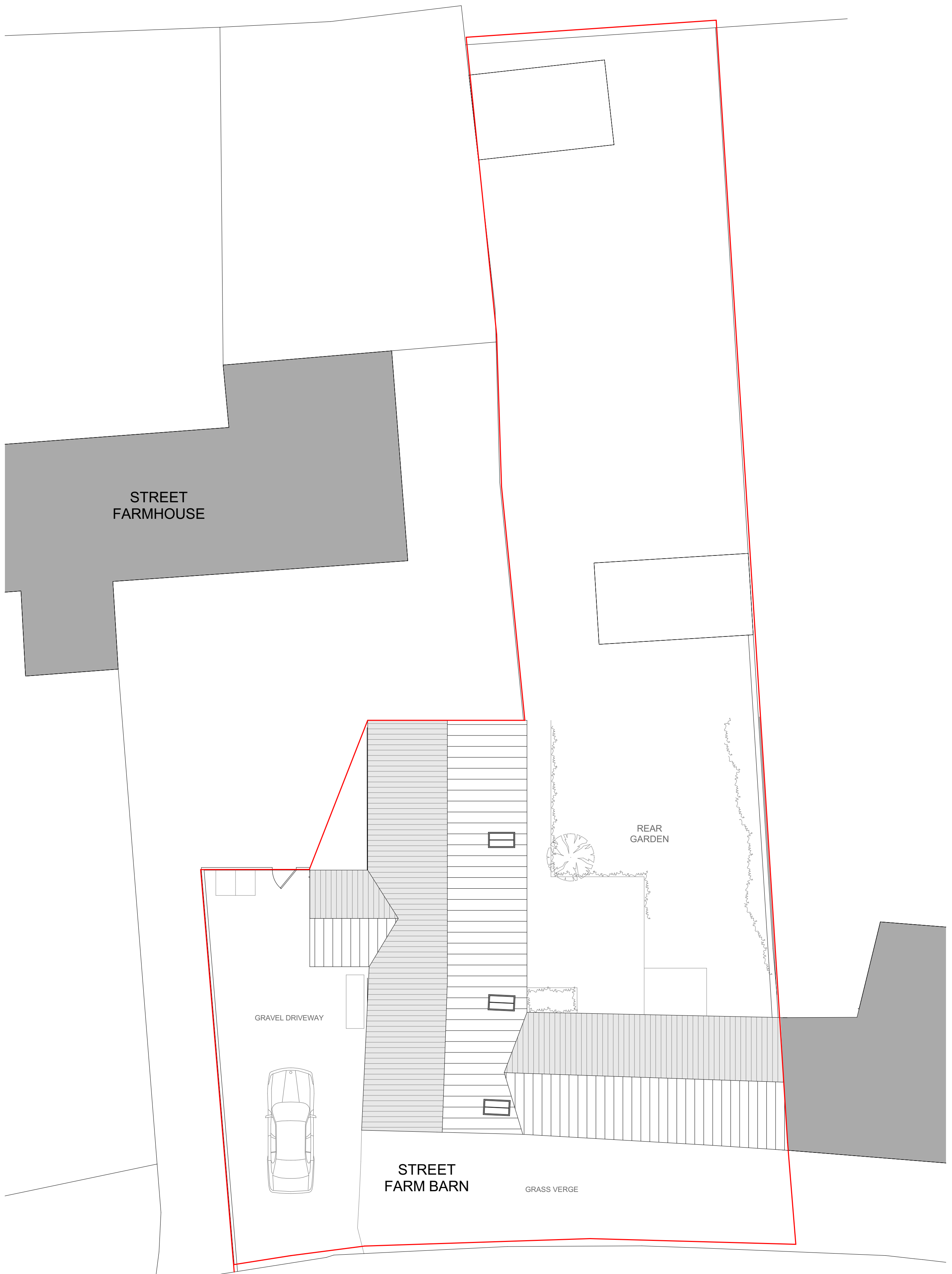
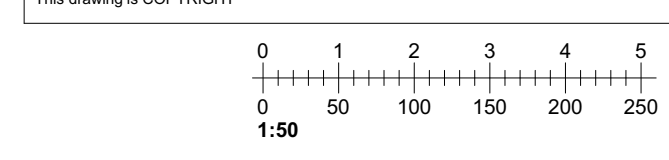




This scheme may be subject to Town Planning and other necessary consents. Ensure Building Control are notified 48 hours in advance of building works starting on site. Refer / comply with all approvals and associated conditions.

Dimensions, areas and levels where given are only approximate and subject to site survey. All dimensions are to be checked on site. Any discrepancies or variations are to be reported to the Architect before work commences. Figured dimensions only are to be taken from this drawing.

This drawing is to be read in conjunction with all relevant consultants and / or specialists drawings and specifications and any discrepancies or variations are to be reported to the Architect before affected work commences.



EXISTING BLOCK PLAN

PROPOSED BLOCK PLAN

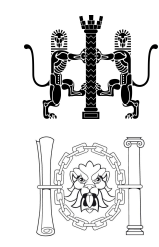
CRATFIELD ROAD

CRATFIELD ROAD

RevID	Issue Date	Layout Comment	Layout Modified by



Plaice Design Co Ltd
Architects & Technologists
Woodbridge | Southwold
01394 610844 | 01502 722426
info@plaice.org.uk
www.plaicemaking.net



Planning | Landscape | Architecture | Interiors | Cost | Environment

Job Title

INTERNAL AND EXTERNAL ALTERATIONS
STREET FARM BARN, CRATFIELD ROAD,
FRESSINGFIELD, SUFFOLK IP21 5QD

Drawing Name
Existing and Proposed Block Plans

Status
PLANNING

Drawing Scale @ A1	Drawn By	Checked
1:100	EW	NL

Job Number	Drg No	Revision
PL721	A02-01	