






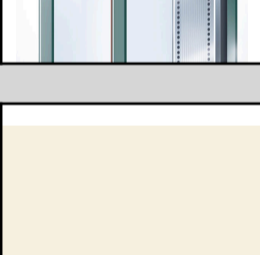






124-SCH-950 FINISHES SCHEDULE

Project	124-24-26 WELLS ROAD							
ISSUE	Stage 4							
REVISION	*							
DATE	01.07.23							
ITEM CODE	MATERIAL	IMAGE	COLOUR/FINISH	DIMENSION	LOCATION	SUPPLIER/BRAND	NOTES	REV
BRICK								
BR-01	BRICK HORIZONTAL RUNNING BOND		SOFT BLEND RED BRICKS	215X102X65MM	EXTERNAL FACADE	LOCALLY SOURCE	PROVIDE SAMPLE FOR APPROVAL	
BR-02	BRICK VERTICAL STACK BOND		SOFT BLEND RED BRICKS	215X102X65MM	EXTERNAL FACADE	LOCALLY SOURCE	PROVIDE SAMPLE FOR APPROVAL	
BR-03	BRICK VERTICAL RUNNING BOND		SOFT BLEND RED BRICKS	215X102X65MM	EXTERNAL FACADE	LOCALLY SOURCE	PROVIDE SAMPLE FOR APPROVAL	
BR-04	PERMEABLE PAVING		SLATE TOBERMORE TEGULA TRIO	197X173X50MM	DRIVEWAY	TRAVIS PERKINS OR SIMILAR APPROVED		
ROOF FINISHES								
RF-01	ROOF CLAY PANTILE		RUSTIC SOFT RED BLEND		ROOFING	LOCALLY SOURCE	PROVIDE SAMPLE FOR APPROVAL	
RF-02	CLAY PLAIN TILE		RUSTIC SOFT RED BLEND		DORMER	LOCALLY SOURCE	PROVIDE SAMPLE FOR APPROVAL	
RF-03	STANDING SEAM SINGLE PLY MEMBRANE		GREY		DORMER	CONTRACTOR TO SOURCE		
WOOD								
WD-01	SOFTWOOD/HARDWOOD WITH LIGHT OAK FINISH		LIGHT OAK		EXTERIOR TIMBER FRAME WINDOW & DOOR	CONTRACTOR TO SOURCE	PROVIDE SAMPLE FOR APPROVAL	
WD-02	EUROPEAN OAK		LIGHT OAK	125MM WIDTH	EXTERIOR TIMBER PANELS	VINCENT TIMBER OR SIMILAR APPROVED	PROVIDE SAMPLE FOR APPROVAL	
WD-03	LIGHT OAK		LIGHT OAK		INTERNAL DOOR, ARCHITRAVE, SKIRTING, TREADS & RISERS	CONTRACTOR TO SOURCE	PROVIDE SAMPLE FOR APPROVAL	
WD-04	TIMBER ENGINEERED FLOORBOARDS		LIGHT OAK	180MM WIDTH	FLOOR	HAVWOODS OR SIMILAR APPROVED.	PROVIDE SAMPLE FOR APPROVAL	


124-SCH-950 FINISHES SCHEDULE

WD-05	FEATHER BOARD TIMBER FENCING PANELS		CLOSED BOARD SYSTEM, PRESSURE TREATED. NEATED SAWN EDGES.		EXTERNAL TIMBER FENCE	CONTRACTOR TO SOURCE	PROVIDE SAMPLE FOR APPROVAL	
TILES								
TI-01	ARCHITECT MATT WHITE WALL TILES		MATT WHITE	200X50MM	WALL BATHROOM & ENSUITE SHOWER	TILES DIRECT	GROUT COLOUR: MAIPEI	
TI-02	VICTORIAN PENNY MATT WHITE, PORCELAIN WHITE		MATT WHITE	SHEET SIZE: 300X300X6MM	FLOOR BATHROOM & ENSUITE SHOWER	TILES DIRECT	GROUT COLOUR: MAIPEI	
TI-03	MATT WHITE SQUARE 4.8X48CM MOSAIC TILE		MATT WHITE	SHEET SIZE: 300X300X6MM	WALL KITCHEN	TILES DIRECT	GROUT COLOUR: MAIPEI	
METAL								
MT-01	WALL TILES L-SHAPE TRIM		STAINLESS STEEL	TRIM TO MATCH TILE THICKNESS	BATHROOM & ENSUITE SHOWER	CONTRACTOR TO SOURCE		
MT-02	THERSHOLD TRIM		STAINLESS STEEL	TRIM TO BE FLUSH WITH FINISH FLOOR LEVEL	FLOOR THERSHOLD	CONTRACTOR TO SOURCE		
GLASS								
GL-01	LAMINATED TOUGHEN GLASS, LOW E DOUBLE GLAZING		CLEAR	REFER TO DOOR & WINDOW DRAWINGS	EXTERNAL WINDOWS & DOORS	CONTRACTOR TO SOURCE	DOOR & WINDOW SPECIALIST TO ADVISE ON DOUBLE GLAZING THICKNESS- TO MEET STATUTORY U-VALUES REQUIREMENT.	
PAINT								
PT-01	PAINT		DULUX COLOUR MATCH WIMBORNE WHITE FARROW& BALL		WALLS & CEILINGS	DULUX DIAMOND MATT FINISH		
PT-02	PAINT		BRILLIANT WHITE		BATHROOM WALL & CEILING	DULUX DIAMOND MATT FINISH MOISTURE RESISTANT		
PT-03	PAINT		BRILLIANT WHITE		SKIRTING	EGGSHELL MOISTURE RESISTANT		
SPEICAL FINISHES								
SF-01	CARPET		PLAIN TWIST	NEUTRAL SOFT COLOUR: ASH/ LIGHT BEIGE/SAND	FLOOR	CONTRACTOR TO SOURCE	PROVIDE SAMPLE FOR APPROVAL	
SF-02	MELAMINE MDF		MATT WHITE	REFER TO INTERNAL ELEVATIONS	KITCHEN CUPBOARDS	HOWDEN'S OR SIMILAR APPROVED	SUPPLY BY KITCHEN SUPPLIER. OBTAIN QUOTATION FROM HOWDEN 'SHAKER KITCHEN' RANGE	

KL STUDIO
lok.karen@outlook.com
+44 (0)7547935251



124-SCH-950 FINISHES SCHEDULE

SF-03	SOLID OAK WORKSTOP		3X40MM SQUARE EDGE LINEAR OAK SOLID WORKTOP	REFER TO INTERNAL ELEVATIONS	KITCHEN WORKTOP	HOWDEN'S OR SIMILAR APPROVED	SUPPLY BY KITCHEN SUPPLIER. OBTAIN QUOTATION FROM HOWDEN.	
-------	--------------------	---	---	------------------------------------	--------------------	------------------------------------	---	--