







**ROOF TILES**

-  Denotes properties with Russell Grampan (Flat) Slate Grey Roof Tile with Cottage Red Ridge Tiles. Small tile hanging to dormers where applicable, to match roof tiles.
-  Denotes properties with Russell Grampan (Flat) Cottage Red Roof Tile with Cottage Red Ridge Tiles. Small tile hanging to dormers where applicable, to match roof tiles.

**WALL MATERIALS**


-  Denotes properties with Forterra Meadow Red brick, including projected stretchers and dentils, with Buff coloured Art Stone Heads & Cills in accordance with house type drawing. Smooth Red detail brick for soldier course heads in accordance with house type drawing, all with natural mortar.
-  Denotes properties with Forterra Abbey Blend brick, including projected stretchers and dentils, with Buff coloured Art Stone Heads & Cills in accordance with house type drawing. Smooth Red detail brick for soldier course heads in accordance with house type drawing, all with natural mortar.
-  Denotes properties with Forterra Chatsworth Multi brick, including projected stretchers and dentils, with Buff coloured Art Stone Heads & Cills in accordance with house type drawing. Smooth Red detail brick for soldier course heads in accordance with house type drawing, all with natural mortar.
-  Denotes properties handed properties.

- Screen Walls** - In same main brick as house with Smooth Red projected stretcher and brick on edge coping, both with natural mortar.
- Window Frames & French Doors** - White PVCu.
- Front Door** - Gloss Black IG D42 or D48 Cottage Style Door with Sain Opague obscure glazing with white window surround.
- Rear Door (where applicable)** - Gloss White IG D06 Door with Sain Opague obscure glazing.
- Garage Door** - Black Hornum Bikey Door with white "window" surround.
- Fascia, Soffits and Bargeboards** - White PVCu.
- Rainwater & External Drainage Goods** - Black PVCu, square section.
- Tudor Boarding & Render to pediment of Waddington and Arley house types** - Black Tudor Boarding and Smooth Chalk White through coloured render.

**Render to Bonnington house types** - Weber Pral D Monocouche Chalk White Through Colour Roughcast Render.  
Extent of rendered area to Front Elevations as shown on house types planning drawings.  
Refer to house types planning drawings for material locations.

E	Drawing updated to reflect latest layout (Rev M).	20.11.23
D	Drawing updated to reflect latest layout (Rev H).	06.10.22
C	Drawing updated to reflect latest layout (Rev G).	06.06.22
B	Drawing updated to reflect latest layout.	17.02.22
A	Drawing updated to reflect latest layout.	05.01.22

REV	DESCRIPTION	DATE
-----	-------------	------



**Rowland Homes Limited**  
Farington House, Stanfield Business Park, Stanfield Lane,  
Leyland, Lancashire PR25 4UA  
Tel: 01772 621166 Fax: 01772 623552 www.rowland.co.uk

DRAWING

**MATERIALS LAYOUT**

PROJECT

**WADACRE FARM, MELLING**

SCALE	NTS @ A1	REV.	E	DRAWING No.
DATE	SEPT 2021			R110/3
DRAWN	AD			

© 2021 Rowland Homes Limited. All rights reserved. No part of this drawing may be reproduced without the prior written consent of Rowland Homes Limited.