







ROOF TILES

-  Denotes properties with Russell Gramplan (Flat) Slate Grey Roof Tile with Cottage Red Ridge Tiles. Small tile hanging to dormers where applicable, to match roof tiles.
-  Denotes properties with Russell Gramplan (Flat) Cottage Red Roof Tile with Cottage Red Ridge Tiles. Small tile hanging to dormers where applicable, to match roof tiles.

WALL MATERIALS

-  Denotes properties with Forterra Meadow Red brick, including projected stretchers and dentils, with Buff coloured Art Stone Heads & Cills in accordance with house type drawing. Smooth Red detail brick for soldier course heads in accordance with house type drawing, all with natural mortar.
-  Denotes properties with Forterra Wentworth Mature brick, including projected stretchers and dentils, with Buff coloured Art Stone Heads & Cills in accordance with house type drawing. Smooth Red detail brick for soldier course heads in accordance with house type drawing, all with natural mortar.
-  Denotes properties with Forterra Chatsworth Multi brick, including projected stretchers and dentils, with Buff coloured Art Stone Heads & Cills in accordance with house type drawing. Smooth Red detail brick for soldier course heads in accordance with house type drawing, all with natural mortar.
-  Denotes properties handed properties.

Screen Walls - In same main brick as house with Smooth Red projected stretcher and brick on edge coping, both with natural mortar.

Window Frames & French Doors - White PVCu.

Front Door - Gloss Black IG D42 or D48 Cottage Style Door with Satin Opaque obscure glazing with white window surround.

Rear Door (where applicable) - Gloss White IG D06 Door with Satin Opaque obscure glazing.

Garage Door - Black Hornum Riley Door with white "window" surround.

Fascia, Soffit and Bargeboards - White PVCu.

Rainwater & External Drainage Goods - Black PVCu, square section.

Tudor Boarding & Render to pediment of Waddington and Arley house types - Black Tudor Boarding and Smooth Chalk White through coloured render.

Render to Bonnington house types - Weber Pral D Monocouche Chalk White Through Colour Roughcast Render.

Extent of rendered area to Front Elevations as shown on house types planning drawings.

Refer to house types planning drawings for material locations.

D	Drawing updated to reflect latest layout (Rev H).	06.10.22
C	Drawing updated to reflect latest layout (Rev G).	06.06.22
B	Drawing updated to reflect latest layout.	17.02.22
A	Drawing updated to reflect latest layout.	05.01.22

REV	DESCRIPTION	DATE
-----	-------------	------



Rowland

Rowland Homes Limited
 Farington House, Stanifield Business Park, Stanifield Lane,
 Leyland, Lancashire PR25 4UA
 Tel: 01772 621166 Fax: 01772 623552 www.rowland.co.uk

DRAWING

MATERIALS LAYOUT

PROJECT

WADACRE FARM, MELLING

SCALE	NTS @ A1	REV.	D	DRAWING No.
DATE	SEPT 2021			R110/3
DRAWN	AD			

